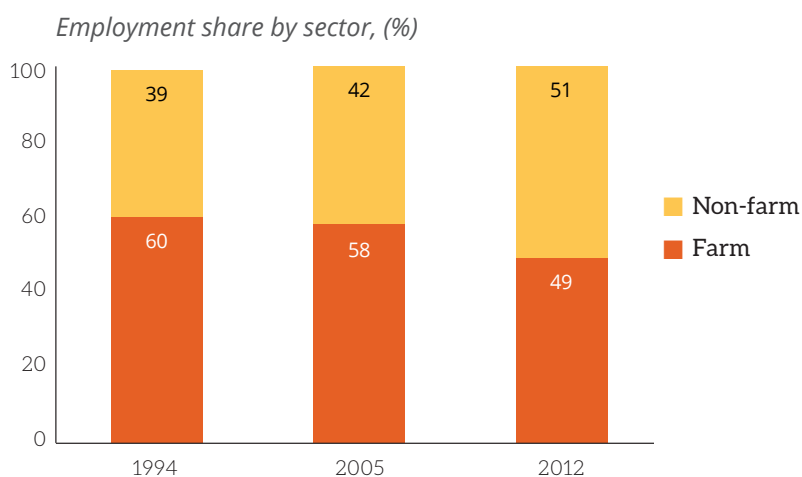


Gujarat

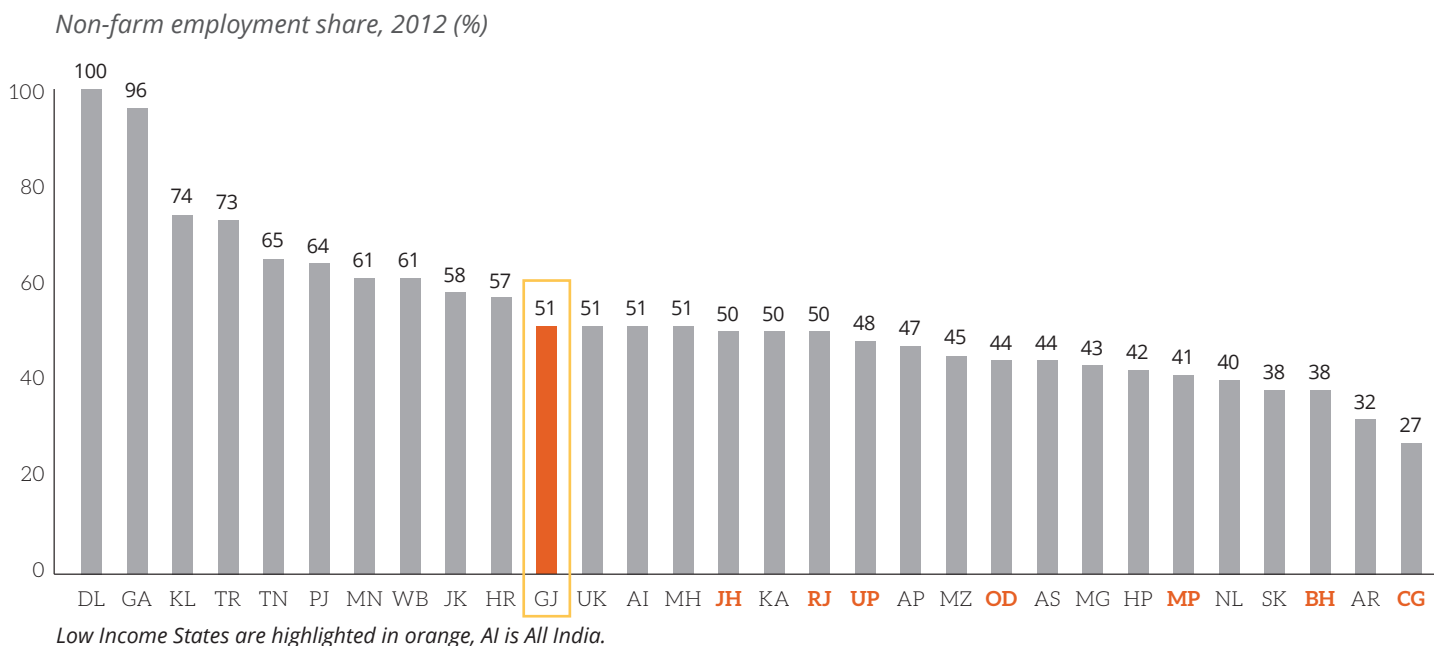
Jobs

People are moving off the farm and into other kinds of work in Gujarat. Gujarat is one of the few states where the share of salaried jobs increased after 2005, led by manufacturing and services. Despite this, overall job growth in the state has been slow. Half the workforce is still on the farm and women have withdrawn from the labor force in large numbers.

Non-farm employment is increasing in Gujarat, but half the workforce is still on the farm



The share of non-farm employment in Gujarat is similar to the national average

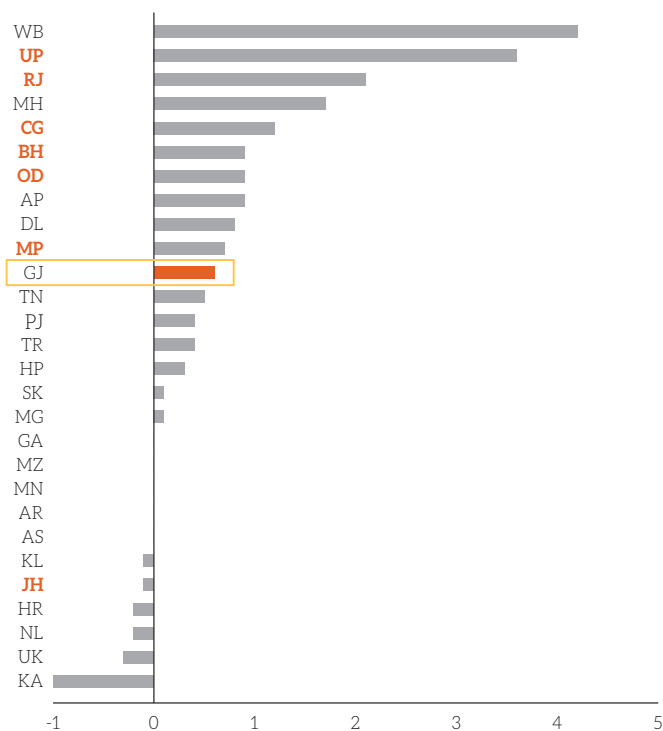


Gujarat

Jobs

Job creation was modest in Gujarat after 2005

Number of jobs added, 2005-2012 (mn)



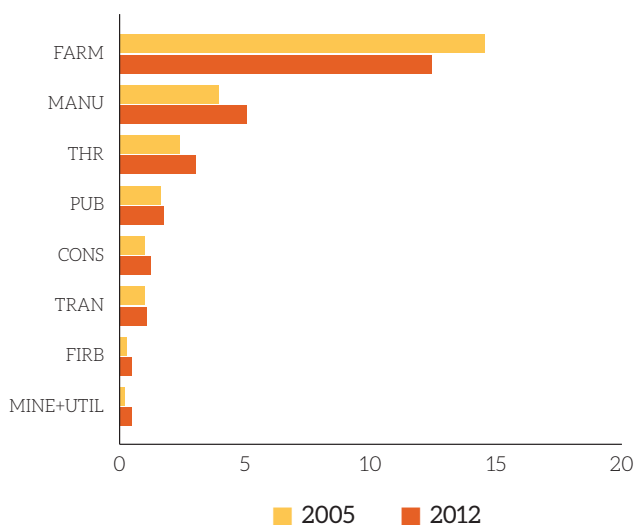
Low Income States are highlighted in orange, AI is All India.

Annual job growth, 2005-2012 (%)

WB	1.8
UP	0.8
RJ	1.1
MH	0.5
CG	1.6
BH	0.5
OD	0.7
AP	0.3
DL	2.2
MP	0.4
GJ	0.3
TN	0.2
PJ	0.5
TR	4.4
HP	1.3
SK	3.9
MG	0.7
GA	1.3
MZ	1.1
MN	0.1
AR	-0.1
AS	0.0
KL	-0.1
JH	-0.2
HR	-0.3
NL	-3.6
UK	-1.0
KA	-0.5

Manufacturing and services led job creation in Gujarat after 2005

Number of jobs, (mn)



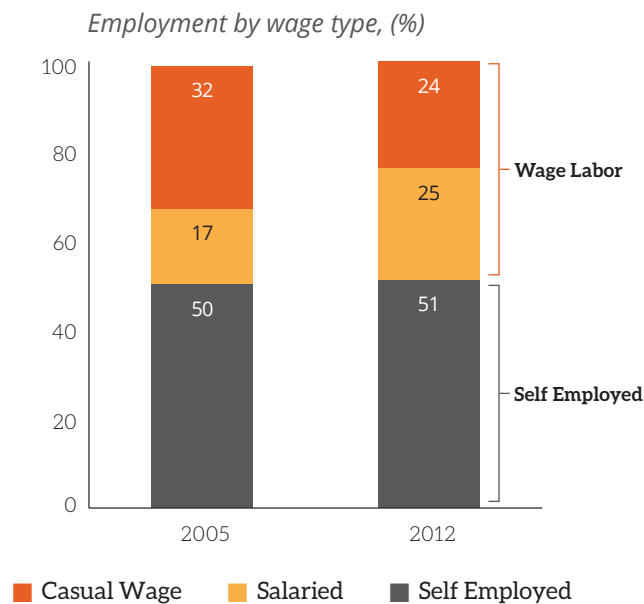
Annual job growth, 2005-2012 (%)

FARM	-2
MANU	4
THR	3
PUB	1
CONS	3
TRAN	1
FIRB	7
MINE+UTIL	12

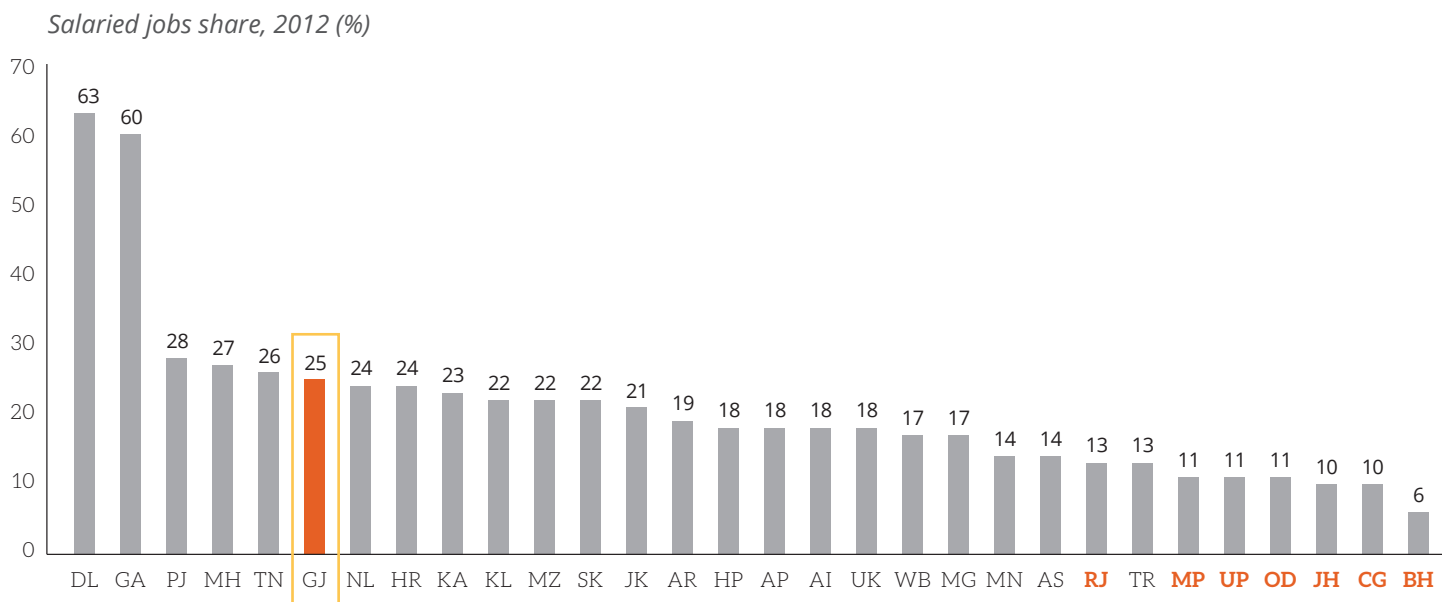
Gujarat

Jobs

The share of salaried jobs increased in Gujarat after 2005



The share of workers with salaried jobs in Gujarat is higher than the national average



Low Income States are highlighted in orange, AI is All India.

Gujarat

Jobs

There are not enough jobs in Gujarat for the size of the working age population, especially for females



There was a sharp decline in female labor force participation in Gujarat after 2005, mainly in rural areas

