



## Water Management Improvement Project (P040712)

SOUTH ASIA | Bangladesh | Agriculture and Rural Development Global Practice |  
IBRD/IDA | Specific Investment Loan | FY 2008 | Seq No: 15 | ARCHIVED on 26-Nov-2014 | ISR16923 |

Implementing Agencies: BWDB, WARPO

### Key Dates

#### Key Project Dates

Board Approval date:18-Sep-2007

Effectiveness Date:26-Nov-2007

Planned Mid Term Review Date:--

Actual Mid-Term Review Date:02-May-2011

Original Closing Date:30-Jun-2015

Revised Closing Date:30-Jun-2015

### Project Development Objectives

Project Development Objective (from Project Appraisal Document)

The primary Project Development Objective (PDO) is to improve national water resources management by involving the local communities to play an expanded role in all stages of the participatory scheme cycle management. The secondary objective is to enhance institutional performance of the Country's principal water institutions, particularly BWDB and WARPO. This is expected to result in reduced vulnerability and enhanced livelihood opportunities for the beneficiaries, and will also create a favorable environment for improved water resources management.

Has the Project Development Objective been changed since Board Approval of the Project Objective?

Yes

Board Approved Revised Project Development Objective (If project is formally restructured)

The Project Development Objective (PDO) is to improve water resources management by improving infrastructure and institutions through rehabilitating damaged water infrastructure, piloting the role of local communities and enhancing the institutional performance of the Country's principal water institutions, particularly BWDB and WARPO.

### Components

Name

System Improvement and Management Transfer (SIMT):(Cost \$10.70 M)

O&M Performance Improvement (OMPI):(Cost \$5.00 M)

Institutional Improvement

(a) BWDB; (b) WARPO; and (c) PCU:(Cost \$10.30 M)

Flood Damage Rehabilitation (FDR) Works:(Cost \$59.00 M)

### Overall Ratings

Name	Previous Rating	Current Rating
------	-----------------	----------------



Progress towards achievement of PDO	● Satisfactory	● Satisfactory
Overall Implementation Progress (IP)	● Moderately Satisfactory	● Satisfactory
Overall Risk Rating	--	● Moderate

## Implementation Status and Key Decisions

Good progress has been maintained since last mission. All agreed actions are completed and additional progress has been achieved under each component. Following is the highlight of key implementation progress:

1. The overall scope of the project is spread in 39 districts of the country and to date the project has achieved following results:

- 675 km of embankments rehabilitated
- 297 water control structures reconstructed
- 25 km of protective works repaired
- 650,000 households are directly benefiting
- 12 million person-days of employment generated
- 857 Water Management Organizations (WMOs) formed

2. The rehabilitation of various irrigation, drainage and river bank protection infrastructure has improved an area of 800,579 ha reaching out to a population of 9.5 million.

3. Out of the total 67 schemes (23 in component 1 and 35 in component 2), rehabilitation works have been completed in 45 schemes.

4. The Sirajganj Hardpoint (SHP) works are nearing completion. To date overall physical progress is reported at 83%. The contract completion date has been revised to December 15, 2014.

5. The Flood Damage Rehabilitation (FDR) works are also progressing well. To date the physical progress is reported at 88% and financial progress is reported at 65%. The project team has taken several proactive measures to address the issues in slow performing contracts.

6. Of the total 857 WMOs formed to date, some 634 WMOs have submitted registration papers to the BWDB Chief Water Management cell.

7. The credit amount is 100% committed and overall disbursements are 84%.

The Water Resources Planning Organization (WARPO) has a minor component (2% of the project budget) in WMIP. However, as compared to BWDB, WARPO's implementation performance remains slow. The key issues related to timely and quality IUFs and ineligible expenditures arising out of FY13 audit observations. The overall FM performance rating is downgraded to Moderately Satisfactory in this ISR due to the WARPO performance. Specific actions have been agreed with WARPO to address the key issues. BWDB is also asked to closely monitor and provide support to WARPO to resolve the key FM performance issues.

Overall, the project implementation is on track for meeting disbursement target for current fiscal year. Given the reported progress, the PDO rating is maintained at Satisfactory and the IP rating is upgraded to Satisfactory.

None



## Risks

### Systematic Operations Risk-rating Tool

Risk Category	Rating at Approval	Previous Rating	Current Rating
Political and Governance	--	--	● Low
Macroeconomic	--	--	● Moderate
Sector Strategies and Policies	--	--	● Low
Technical Design of Project or Program	--	--	● Low
Institutional Capacity for Implementation and Sustainability	--	--	● Moderate
Fiduciary	--	--	● Substantial
Environment and Social	--	--	● Moderate
Stakeholders	--	--	● Moderate
Other	--	--	--
Overall	--	--	● Moderate

## Results

### Project Development Objective Indicators

► A reduction in the level of damage to property and assets that is to the satisfaction of the communities in 60% of completed project schemes (Text, Custom)

	Baseline	Actual (Previous)	Actual (Current)	End Target
Value	BDT 79.9 Billion in total damage, 2007	Less than baseline in 60% of completed project schemes	60% of completed project schemes	Less than baseline in 60% of completed project schemes
	BDT 4.9 Billion in damages to all embankments and water control structures, 2007			
	BDT 5559.2 Million in damages in 475 BWDB schemes, 2007			
	BDT 322.8 Million in damages in 39 WMIP sample project schemes, 2007			
Date	01-Jul-2011	21-Apr-2014	19-Nov-2014	30-Jun-2015
Comments				



► About 60% reduction in crop area damaged by floods/cyclones in 60% of project schemes starting 2014-15 (Text, Custom)

	Baseline	Actual (Previous)	Actual (Current)	End Target
Value	Total of 186,883 ha fully damaged and 498,645 ha partially damaged, 2007  27,100 ha damaged in 23 WMIP sample project schemes, 2007	Intended level met with 60% lesser than baseline in crop area in 60% of completed project schemes	60% of completed project schemes	60% lesser than baseline in crop area in 60% of completed project schemes
Date	01-Jul-2011	21-Apr-2014	19-Nov-2014	30-Jun-2015

Comments

► About 60% of completed project schemes have WMOs functioning in accordance with their roles and responsibilities agreed upon in the management plan (Text, Custom)

	Baseline	Actual (Previous)	Actual (Current)	End Target
Value	22% of WMIP sample project schemes with WMOs	800 WMOs formed and trained with WMOs in 50% of completed project schemes	857 WMOs formed in 50% of completed schemes	WMOs in 60% of completed project schemes
Date	01-Jul-2011	21-Apr-2014	19-Nov-2014	30-Jun-2015

Comments

Overall Comments

### Intermediate Results Indicators

► Operational water user associations created and/or strengthened (number) (Number, Core)

	Baseline	Actual (Previous)	Actual (Current)	End Target
Value	0.00	800.00	857.00	--
Date	--	21-Apr-2014	19-Nov-2014	--

Comments



► Successful completion of rehabilitation and improvements in 100% of targeted project schemes (Text, Custom)

	Baseline	Actual (Previous)	Actual (Current)	End Target
Value	Not applicable	About 7%% physical progress acheived	97% of targeted project schemes completed	100% of targeted project schemes completed
Date	01-Jul-2011	21-Apr-2014	19-Nov-2014	30-Jun-2015

Comments

► Signed agreement between BWDB and WMOs completed in 100% of project schemes (Text, Custom)

	Baseline	Actual (Previous)	Actual (Current)	End Target
Value	NA	800 WMOs formed and trained with registration about to start	50% schemes have WMOs	100% of completed project schemes
Date	01-Jul-2011	21-Apr-2014	19-Nov-2014	30-Jun-2015

Comments

► Timely completion of need-based O&M assessment and allocation of BWDB's O&M budget for 100% of completed project schemes (Text, Custom)

	Baseline	Actual (Previous)	Actual (Current)	End Target
Value	Compliance to need-based O&M assessment and allocation of BWDB's O&M budget	--	Need based O&M asesment is yet to be completed	100% of project schemes completed
Date	01-Jul-2011	21-Apr-2014	19-Nov-2014	--

Comments



► Compliance to participatory monitoring system in 100% of completed project schemes (Text, Custom)

	Baseline	Actual (Previous)	Actual (Current)	End Target
Value	WMO compliance to participatory monitoring system	80% of WMOs in completed project schemes	80% of WMOs in completed project schemes	80% of WMOs in completed project schemes
Date	01-Jul-2011	21-Apr-2014	19-Nov-2014	30-Jun-2015

Comments

► BWDB's institutional reform plan completed by June 2011 and approved by December 2011 (Text, Custom)

	Baseline	Actual (Previous)	Actual (Current)	End Target
Value	Not applicable	Institutional reform plan completed and approved	Institutional reform plan completed and approved	BWDB's institutional reform plan completed by June 2011 and approved by December 2011
Date	01-Jul-2011	21-Apr-2014	19-Nov-2014	30-Jun-2015

Comments

► Following BWDB's approved institutional reform plan, new staffing plan completed and approved by June 2012 (Text, Custom)

	Baseline	Actual (Previous)	Actual (Current)	End Target
Value	Not applicable	New staffing plan completed and approved	New staffing plan completed and approved	HRD plan completed by December 2012
Date	01-Jul-2011	21-Apr-2014	19-Nov-2014	30-Jun-2015

Comments



► Following Intermediate Indicator (5) and (6), HRD plan completed by December 2011 (Text, Custom)

	Baseline	Actual (Previous)	Actual (Current)	End Target
Value	NA	HRD plan completed	HRD plan completed and under implementation	100% of target
Date	01-Jul-2011	21-Apr-2014	19-Nov-2014	30-Jun-2015

Comments

► Updated NWRD database with enhanced data layers completed and disseminated (Text, Custom)

	Baseline	Actual (Previous)	Actual (Current)	End Target
Value	NWRD prepared in 2001 with 421 data layers and currently it consists of 824 data layers.	50% completion	50% progress reported	100% completion
Date	31-Mar-2008	21-Apr-2014	19-Nov-2014	30-Jun-2015

Comments

► WARPO's institutional reform plan completed by June 2011 and approved by December 2011 (Text, Custom)

	Baseline	Actual (Previous)	Actual (Current)	End Target
Value	Not applicable	Completed	Completed	Completion by December 2011
Date	01-Jul-2011	21-Apr-2014	19-Nov-2014	30-Jun-2015

Comments



► Successful completion of rehabilitation and improvement in 100% of target (Text, Custom)



	Baseline	Actual (Previous)	Actual (Current)	End Target
Value	NA	80% of targeted works	80% of targeted works	100% of targeted project schemes completed
Date	01-Jul-2011	21-Apr-2014	19-Nov-2014	30-Jun-2015

Comments

Overall Comments

## Data on Financial Performance

### Disbursements (by loan)

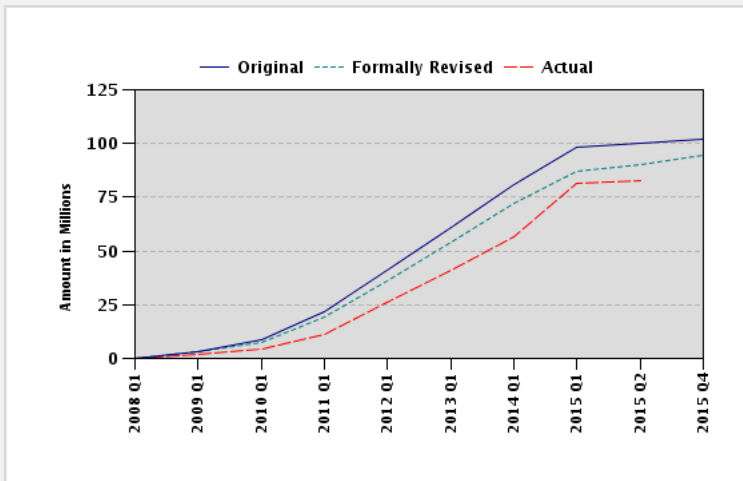
Project	Loan/Credit/TF	Status	Currency	Original	Revised	Cancelled	Disbursed	Undisbursed	Disbursed
P040712	IDA-43590	Effective	USD	102.26	93.77	8.49	80.17	14.75	 86%
P040712	TF-94800	Closed	USD	20.00	2.65	17.35	2.65	0.00	 100%

### Key Dates (by loan)

Project	Loan/Credit/TF	Status	Approval Date	Signing Date	Effectiveness Date	Orig. Closing Date	Rev. Closing Date
P040712	IDA-43590	Effective	18-Sep-2007	08-Oct-2007	26-Nov-2007	30-Jun-2015	30-Jun-2015
P040712	TF-94800	Closed	08-Oct-2007	08-Oct-2007	26-Nov-2007	30-Jun-2015	06-Aug-2014

### Cumulative Disbursements





## Restructuring History

Level Approved on 15-Jul-2011

## Related Project(s)

There are no related projects.