



Acre Social and Economic Inclusion and Sustainable Development Project - PROACRE (P107146)

LATIN AMERICA AND CARIBBEAN | Brazil | Agriculture Global Practice |
IBRD/IDA | Specific Investment Loan | FY 2009 | Seq No: 17 | ARCHIVED on 18-May-2017 | ISR27949 |

Implementing Agencies:

Key Dates

Key Project Dates

Bank Approval Date:18-Dec-2008

Effectiveness Date:30-Jan-2009

Planned Mid Term Review Date:24-Sep-2012

Actual Mid-Term Review Date:24-Sep-2012

Original Closing Date:31-Mar-2015

Revised Closing Date:31-Mar-2020

Project Development Objectives

Project Development Objective (from Project Appraisal Document)

The project will assist GoAc in its efforts to improve outcomes in economic opportunity, health and education for target populations in urban and rural areas. These improved outcomes will be achieved through the expansion of access to and improvement in the quality of basic health and education services, and increased technical expertise and improved organization in sustainable production methods and the development of selected productive sectors. To this end, the Project will support GoAc in its efforts to achieve the following eight project impacts: (a) Student populations living in the most remote and disadvantaged areas of the State have better access to quality education programs in pre-school, elementary, and secondary levels; (b) Young and adult populations living in the most remote and disadvantaged areas of the State have better access to literacy and life-long skills development programs; (c) Poor and vulnerable populations across the State have improved access to basic health care services; (d) All Acre's maternal and neonatal populations benefit from higher quality health care services; (e) The Government of Acre has stronger technical capacity for delivering basic health and education services; (f) Poor urban communities located in river valleys engaged in entrepreneurial initiatives; (g) Rural communities experience higher economic inclusion through improved access to agricultural extension services and stronger market chains for selected products; (h) The State's natural endowment is more securely managed through improved sustainable forest management practices; and (i) Intra-governmental coordination is strengthened between Acre's municipalities and the Federal government, as well as across State agencies.

Has the Project Development Objective been changed since Board Approval of the Project Objective?

No

Components

Name

Basic services for isolated communities:(Cost \$15.50 M)

Social and Economic Inclusion in Rural Areas:(Cost \$40.60 M)

Entrepreneurship for selected marginal urban communities:(Cost \$37.40 M)

Public Policy and Institutional Strengthening:(Cost \$21.30 M)

Project Management and Information Dissemination:(Cost \$5.20 M)



Overall Ratings

Name	Previous Rating	Current Rating
Progress towards achievement of PDO	● Satisfactory	● Satisfactory
Overall Implementation Progress (IP)	● Moderately Satisfactory	● Moderately Satisfactory
Overall Risk Rating	● Substantial	● Substantial

Implementation Status and Key Decisions

This report summarizes implementation progress for the Acre Social and Economic Inclusion and Sustainable Development Project. An additional financing loan of USD 150 million is effective and currently financing investments in integrated urban infrastructure and water supply and sanitation (WSS) services in small, isolated towns in the western region of the State where current federally funded programs are not reaching, with the objective of contributing to improved health outcomes (that is improvements in water supply, sanitation, micro-drainage, solid waste disposal, river access and all seasons urban roads are expected. This is an interim ISR with information based on desk review. A supervision and implementation support mission is scheduled for May 29 to June 2, 2017, after which more up-to-date information will become available.







Risks

Systematic Operations Risk-rating Tool

Risk Category	Rating at Approval	Previous Rating	Current Rating
Political and Governance	--	● Moderate	● Moderate
Macroeconomic	--	● Moderate	● Moderate
Sector Strategies and Policies	--	● Low	● Low
Technical Design of Project or Program	--	● Moderate	● Moderate
Institutional Capacity for Implementation and Sustainability	--	● High	● High
Fiduciary	--	● Moderate	● Moderate
Environment and Social	--	● Moderate	● Moderate
Stakeholders	--	● Moderate	● Moderate
Other	--	--	--
Overall	--	● Substantial	● Substantial

Results

Project Development Objective Indicators

► Improvements in IDEB for fundamental education grades 1-4 and for fundamental education grades 5-8 from 4.2 (in 2011) to 5.0 (in 2017). (Text, Custom)

	Baseline	Actual (Previous)	Actual (Current)	End Target
Value	3.8 (in 2007) for both.	5.2 for grades 1-5 (in 2013) 4.4 for grades 6-9(in 2013)	5.2 for grades 1-5 (in 2013) 4.4 for grades 6-9(in 2013)	4.7 (in 2011) to 5.0 (in 2017) early fundamental education 4.2 (in 2011) to 5.0 (in 2017) upper fundamental education
Date	18-Dec-2008	17-Jun-2016	17-Jun-2016	31-Mar-2020

► Increase (a) of 10% per year in ambulatory consultation in Gynecology and Pediatrics in excluded target population; (b) in the number of mammographies in women from 40-69 years old; (c) the number of (Text, Custom)



	Baseline	Actual (Previous)	Actual (Current)	End Target
Value	(a) ambulatory consultation in Gynecology and Pediatrics in excluded target population: from 0 to 10,000; (b) mammographies in women from 40-69 years old: from 4,000 to 5,820; (c) preventive cervical cancer services provided to women from 25-64 years old: from 42,000 to 50,820 (d) percentage of state municipalities adhering to the State's Healthy Municipalities Program: from 0% to 50%	(a) ambulatory consultation in Gynecology and Pediatrics in excluded target population: (b) mammographies in women from 40-69 years old: (c) preventive cervical cancer services provided to women from 25-64 years old: (d) percentage of state municipalities adhering to the State's Healthy Municipalities Program:	(a) ambulatory consultation in Gynecology and Pediatrics in excluded target population: (b) mammographies in women from 40-69 years old: (c) preventive cervical cancer services provided to women from 25-64 years old: (d) percentage of state municipalities adhering to the State's Healthy Municipalities Program:	(a) ambulatory consultation in Gynecology and Pediatrics in excluded target population: from 0 to 10,000; (b) mammographies in women from 40-69 years old: from 4,000 to 5,820; (c) preventive cervical cancer services provided to women from 25-64 years old: from 42,000 to 50,820 (d) percentage of state municipalities adhering to the State's Healthy Municipalities Program: from 0% to 50%
Date	18-Dec-2008	17-Jun-2016	17-Jun-2016	31-Mar-2020

► 60% of beneficiaries satisfied with Project support and extension services for productive inclusion activities (Text, Custom)

	Baseline	Actual (Previous)	Actual (Current)	End Target
Value	0.00	verificar percentual actual	verificar percentual actual	60%
Date	18-Dec-2008	17-Jun-2016	17-Jun-2016	31-Mar-2020

► Increase population in isolated areas with improved urban environment (Text, Custom)

	Baseline	Actual (Previous)	Actual (Current)	End Target
Value	0%	0.00	0.00	60%



Date	27-Mar-2013	17-Jun-2016	17-Jun-2016	31-Mar-2020
------	-------------	-------------	-------------	-------------

Overall Comments

Intermediate Results Indicators

- Increase in the net enrollment rate of fundamental education in rural areas through Escola Ativa Program (grades 1-5) and Asas da Florestania (grades 6-9) (Text, Custom)

	Baseline	Actual (Previous)	Actual (Current)	End Target
Value	from 92.1% in 2011 to 93% in 2017	7,988 students enrolled	7,988 students enrolled	93%
Date	18-Dec-2008	17-Jun-2016	17-Jun-2016	31-Mar-2020

- Increase in the net enrollment rate of secondary education in rural areas through Asas da Florestania Program. (Text, Custom)

	Baseline	Actual (Previous)	Actual (Current)	End Target
Value	from 35.5% in 2011 to 45% in 2017	% to be calculated	% to be calculated	45%
Date	18-Dec-2008	17-Jun-2016	17-Jun-2016	31-Mar-2020

- Reduction of State's C-Sections in Rio Branco's maternity for low or regular risk pregnancies (Text, Custom)

	Baseline	Actual (Previous)	Actual (Current)	End Target
Value	42%	% to be calculated	% to be calculated	28%
Date	18-Dec-2008	17-Jun-2016	17-Jun-2016	31-Mar-2020



► Number of health professionals and community agents trained (Text, Custom)

	Baseline	Actual (Previous)	Actual (Current)	End Target
Value	0.00	number	number	1,000.00
Date	18-Dec-2008	17-Jun-2016	17-Jun-2016	31-Mar-2020

► 22 municipal programs for social communication in health approved. (Text, Custom)

	Baseline	Actual (Previous)	Actual (Current)	End Target
Value	0.00	22 municipal programs	22 municipal programs	22.00
Date	18-Dec-2008	17-Jun-2015	17-Jun-2015	31-Mar-2020

► 250 Demonstration Units receiving Project support operational (Text, Custom)

	Baseline	Actual (Previous)	Actual (Current)	End Target
Value	0.00	200.00	200.00	250.00
Date	18-Dec-2008	17-Jun-2016	17-Jun-2016	31-Mar-2020

► Increase by 30% the productivity of on-farm food production in the 1,300 communities. (Text, Custom)

	Baseline	Actual (Previous)	Actual (Current)	End Target
Value	0.00	4,200 families benefited	4,200 families benefited	30%
Date	18-Dec-2008	17-Jun-2016	17-Jun-2016	31-Mar-2020



▶ 260 Community Agents trained and on duty (Text, Custom)

	Baseline	Actual (Previous)	Actual (Current)	End Target
Value	0.00	314 agentes on duty	314 agentes on duty	200.00
Date	18-Dec-2008	17-Jun-2016	17-Jun-2016	31-Mar-2020

▶ 8,800 new students in fundamental schools (grades 5-8) in COPs benefiting from the implementation of a GESTAR II-like methodology. (Text, Custom)

	Baseline	Actual (Previous)	Actual (Current)	End Target
Value	0.00	10,188 students	10,188 students	8,800
Date	18-Dec-2008	17-Jun-2016	17-Jun-2016	31-Mar-2020

▶ 5,300 new students in secondary schools in COPs benefiting from the implementation of a quality improvement package. (Text, Custom)

	Baseline	Actual (Previous)	Actual (Current)	End Target
Value	0.00	6,214 students	6,214 students	5,300
Date	18-Dec-2008	17-Jun-2016	17-Jun-2016	31-Mar-2020

▶ 134 schools benefiting from the implementation of school subprojects. (Text, Custom)

	Baseline	Actual (Previous)	Actual (Current)	End Target
Value	0.00	701 schools	701 schools	134.00
Date	18-Dec-2008	17-Jun-2016	17-Jun-2016	31-Mar-2020



► Increase the percentage of medical consultations per year per total population of CAPs and COPs from 12% to 72%. (Text, Custom)

	Baseline	Actual (Previous)	Actual (Current)	End Target
Value	12%	93%	93%	72%
Date	18-Dec-2008	17-Jun-2016	17-Jun-2016	31-Mar-2020

► Proportion of population registered in the family health program (mobile PSF and PACS) from 15% to 90%. (Text, Custom)

	Baseline	Actual (Previous)	Actual (Current)	End Target
Value	15%	74%	74%	90%
Date	18-Dec-2008	17-Jun-2016	17-Jun-2016	31-Mar-2020

► 260 Community Development Plans developed and being implemented. (Text, Custom)

	Baseline	Actual (Previous)	Actual (Current)	End Target
Value	0.00	260 communities	260 communities	200.00
Date	18-Dec-2008	17-Jun-2016	17-Jun-2016	31-Mar-2020

► Increase by 30% the average yearly volume of sustainable production processed by producer cooperatives or associations. (Text, Custom)

	Baseline	Actual (Previous)	Actual (Current)	End Target
Value	0.00	under calculation	under calculation	15%
Date	18-Dec-2008	17-Jun-2016	17-Jun-2016	31-Mar-2020



► Increase by 20% the yearly value of sustainable production generated by producer cooperatives or associations. (Text, Custom)

	Baseline	Actual (Previous)	Actual (Current)	End Target
Value	0.00	20%	20%	20%
Date	18-Dec-2008	17-Jun-2016	17-Jun-2016	31-Mar-2020

► 300 Community Development Agents trained and on duty. (Text, Custom)

	Baseline	Actual (Previous)	Actual (Current)	End Target
Value	0.00	314 agents trained and on duty	314 agents trained and on duty	200.00
Date	18-Dec-2008	17-Jun-2016	17-Jun-2016	31-Mar-2020

► At least 30 Indigenous Land Management Plans developed and being implemented. (Text, Custom)

	Baseline	Actual (Previous)	Actual (Current)	End Target
Value	0.00	22 under implementation	22 under implementation	30.00
Date	18-Dec-2008	17-Jun-2016	17-Jun-2016	31-Mar-2020

► Increase in the percentage of pregnant women having at least 7 or more pre-natal consultations in Rio Branco, Cruzeiro do Sul, and Sena Madureira from 40% in 2007 to 72% in 2017. (Text, Custom)

	Baseline	Actual (Previous)	Actual (Current)	End Target
Value	40%	72%	72%	72%
Date	18-Dec-2008	17-Jun-2016	17-Jun-2016	31-Mar-2020



► Increase in the percentage of PSF coverage in Rio Branco, Cruzeiro do Sul and Sena Madureira from 42% in 2007 to 66% in 2014. (Text, Custom)

	Baseline	Actual (Previous)	Actual (Current)	End Target
Value	42%	47%	47%	66%
Date	18-Dec-2008	17-Jun-2015	17-Jun-2015	31-Mar-2020

► 4,000 skilled and capable people to work in the servicesectors (IT, business management, etc.), civil works, industry(clothing and food), commerce, arts and handcrafts andothers. (Text, Custom)

	Baseline	Actual (Previous)	Actual (Current)	End Target
Value	0.00	4,450 trained	4,450 trained	4,000
Date	18-Dec-2008	17-Jun-2016	17-Jun-2016	31-Mar-2020

► At least 60% of business receiving start-up equipment still operating 1 year following receipt of equipment. (Text, Custom)

	Baseline	Actual (Previous)	Actual (Current)	End Target
Value	0.00	20%	20%	60%
Date	18-Dec-2008	17-Jun-2016	17-Jun-2016	31-Mar-2020

► 80% of participating Secretariats having concluded an institutional diagnosis identifying in-house and needed professional expertise. (Text, Custom)

	Baseline	Actual (Previous)	Actual (Current)	End Target
Value	0%	20%	20%	80%
Date	18-Dec-2008	17-Jun-2016	17-Jun-2016	31-Mar-2020



► Adoption of RBM at agreements in education in, at least, 40% of the SMEs by 2014. (Text, Custom)

	Baseline	Actual (Previous)	Actual (Current)	End Target
Value	0%	100%	100%	40%
Date	18-Dec-2008	17-Jun-2016	17-Jun-2016	31-Mar-2020

► Increase in the percentage of health units that signed the Terms of Agreement to the Clinic Management and Financial Management Decentralization Program from 0% in 2007 to 100% in 2014. (Text, Custom)

	Baseline	Actual (Previous)	Actual (Current)	End Target
Value	0%	100%	100%	100%
Date	18-Dec-2008	17-Jun-2016	17-Jun-2016	31-Mar-2020

► Municipal Hospitals Results Control System for basic health care attention implemented. (Text, Custom)

	Baseline	Actual (Previous)	Actual (Current)	End Target
Value	0%	20%	20%	100%
Date	18-Dec-2008	17-Jun-2016	17-Jun-2016	31-Mar-2020

► Quality Program for the Forestry Sector agreed with and joined by at least 30% of the State's enterprises (Text, Custom)

	Baseline	Actual (Previous)	Actual (Current)	End Target
Value	0%	100%	100%	30%
Date	18-Dec-2008	17-Jun-2016	17-Jun-2016	31-Mar-2020



► Result-based information system for the monitoring and evaluation of SMEs and schools implemented in at least 60% of SMEs. (Text, Custom)

	Baseline	Actual (Previous)	Actual (Current)	End Target
Value	0%	100%	100%	60%
Date	18-Dec-2008	17-Jun-2016	17-Jun-2016	31-Mar-2020

► At least 80% of the 34 IP communities receiving Project support receiving capacity building for strategic subproject planning and management. (Text, Custom)

	Baseline	Actual (Previous)	Actual (Current)	End Target
Value	0.00	50%	50%	80%
Date	18-Dec-2008	17-Jun-2016	17-Jun-2016	31-Mar-2020

► Increase in the net enrollment ratio of fundamental education in urban areas from the implementation of a quality improvement package. (Percentage, Custom)

	Baseline	Actual (Previous)	Actual (Current)	End Target
Value	93.10	95.00	95.00	95.00
Date	31-Mar-2011	17-Jun-2016	17-Jun-2016	31-Mar-2020

► Increase in the net enrollment ratio of secondary education in urban areas. (Percentage, Custom)

	Baseline	Actual (Previous)	Actual (Current)	End Target
Value	57.90	65.00	65.00	70.00
Date	18-Dec-2008	17-Jun-2016	17-Jun-2016	31-Mar-2020



► Reduce the illiteracy rate in the population over 15 years old in urban areas of 10.8% in 2011 to 9% in 2017. (Percentage, Custom)

	Baseline	Actual (Previous)	Actual (Current)	End Target
Value	10.80	10.00	10.00	9.00
Date	18-Dec-2008	17-Jun-2016	17-Jun-2016	31-Mar-2020

► 20,200 youth and adults living in rural communities and urban ZAPs areas benefiting from the provision of EJA 1st and 2nd segment programs. (Number, Custom)

	Baseline	Actual (Previous)	Actual (Current)	End Target
Value	0.00	30,967.00	30,967.00	20,200.00
Date	18-Dec-2008	17-Jun-2016	17-Jun-2016	31-Mar-2020

► 154,550 students of fundamental and secondary cycles living in urban ZAPs benefiting from the implementation of a quality improvement package. (Number, Custom)

	Baseline	Actual (Previous)	Actual (Current)	End Target
Value	0.00	127,000.00	127,000.00	154,550.00
Date	12-Jun-2009	17-Jun-2016	17-Jun-2016	31-Mar-2020

► 28,200 students of fundamental and secondary cycles living in urban ZAPs regularized in terms of age-grade distortion. (Number, Custom)

	Baseline	Actual (Previous)	Actual (Current)	End Target
Value	0.00	27,226.00	27,226.00	28,200.00
Date	12-Jun-2010	17-Jun-2016	17-Jun-2016	31-Mar-2020





► At least 60% of communities receiving productive subprojects with at least 15% increase in production volume (Text, Custom)

	Baseline	Actual (Previous)	Actual (Current)	End Target
Value	0.00	% to be calculated	% to be calculated	60%
Date	11-Jun-2010	17-Jun-2016	17-Jun-2016	31-Mar-2020

Overall Comments

Data on Financial Performance

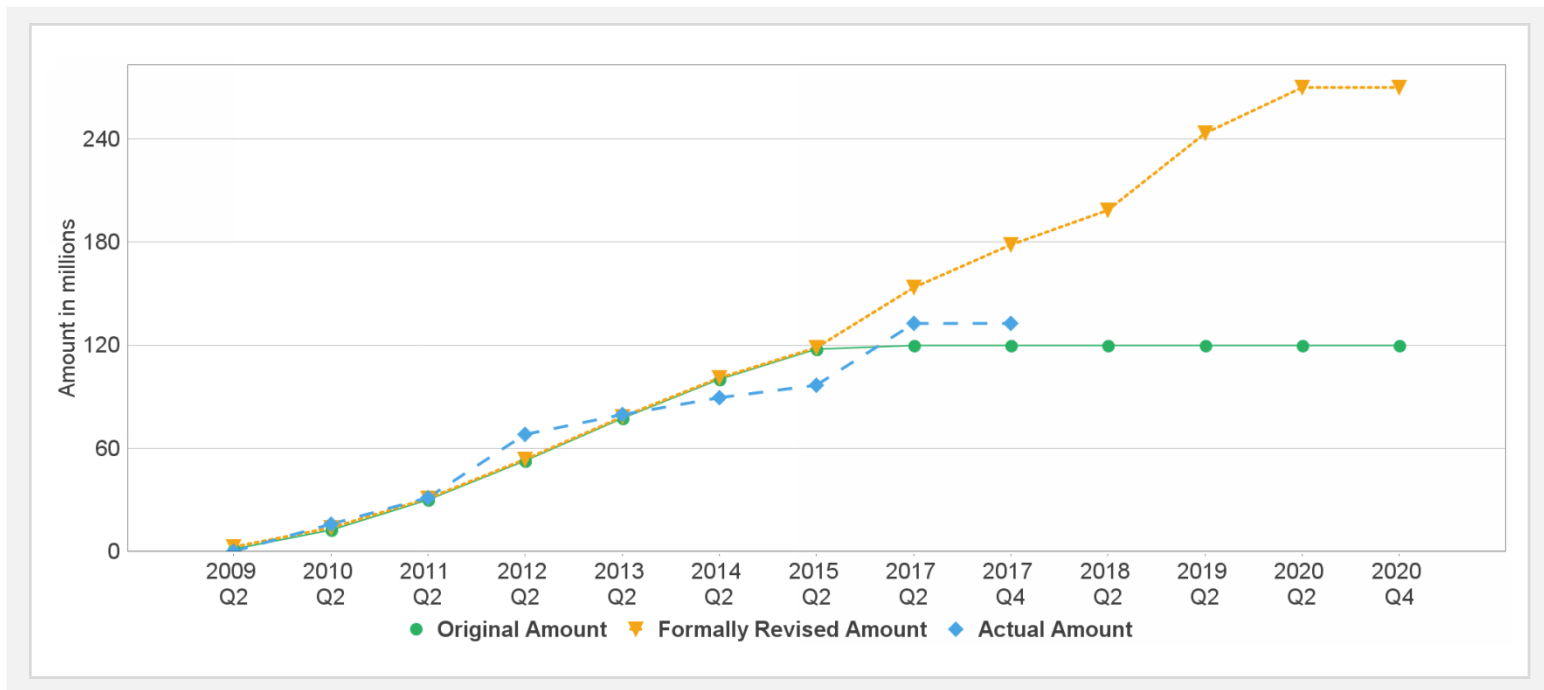
Disbursements (by loan)

Project	Loan/Credit/TF	Status	Currency	Original	Revised	Cancelled	Disbursed	Undisbursed	Disbursed
P107146	IBRD-76250	Closed	USD	120.00	116.85	3.15	116.85	0.00	 100%
P107146	IBRD-84420	Effective	USD	150.00	150.00	0.00	16.65	133.35	 11%

Key Dates (by loan)

Project	Loan/Credit/TF	Status	Approval Date	Signing Date	Effectiveness Date	Orig. Closing Date	Rev. Closing Date
P107146	IBRD-76250	Closed	18-Dec-2008	19-Dec-2008	30-Jan-2009	31-Mar-2015	29-Mar-2017
P107146	IBRD-84420	Effective	29-Sep-2014	17-Mar-2016	24-Mar-2016	31-Mar-2020	31-Mar-2020

Cumulative Disbursements



Restructuring History

Level 2 Approved on 31-May-2013 ,Level 2 Approved on 27-Mar-2015 ,Level 2 Approved on 04-Apr-2016 ,Level 2 Approved on 22-Dec-2016 ,Level 2 Approved on 01-Feb-2017

Related Project(s)

P130593-Additional Finance to Acre Social and Economic Inclusion and Sustainable Development Project