



## The AO-Local Development Project (P105101)

AFRICA EAST | Angola | Social Protection & Jobs Global Practice |  
IBRD/IDA | Investment Project Financing | FY 2010 | Seq No: 18 | ARCHIVED on 25-Oct-2020 | ISR43144 |

Implementing Agencies: The Republic of Angola, Social Action Fund

### Key Dates

#### Key Project Dates

Bank Approval Date: 18-Mar-2010

Effectiveness Date: 12-Aug-2011

Planned Mid Term Review Date: 15-Oct-2012

Actual Mid-Term Review Date: 26-May-2014

Original Closing Date: 31-Jul-2015

Revised Closing Date: 28-Feb-2022

### Project Development Objectives

Project Development Objective (from Project Appraisal Document)

The LDP Development Objectives are: (a) to improve access of poor households to basic services and economic opportunities, and (b) to enhance local institutional capacities among Angola's municipalities.

Has the Project Development Objective been changed since Board Approval of the Project Objective?

No

### Components Table

Name

Local Social and Economic Infrastructure Provision:(Cost \$120.90 M)

Local Economic Development:(Cost \$27.00 M)

Local Institutional Strengthening:(Cost \$63.70 M)

### Overall Ratings

Name	Previous Rating	Current Rating
Progress towards achievement of PDO	<input type="checkbox"/> Moderately Satisfactory	<input type="checkbox"/> Moderately Satisfactory
Overall Implementation Progress (IP)	<input type="checkbox"/> Moderately Satisfactory	<input type="checkbox"/> Moderately Satisfactory
Overall Risk Rating	<input type="checkbox"/> Substantial	<input type="checkbox"/> Moderate

### Implementation Status and Key Decisions

The Project closing date was extended until February 28, 2022.

The Project is financing an important pilot cash transfer program to poor and vulnerable households. As of September 1, 2020, 5,774 households located in 5 provinces have benefited from a first Kwz25,500 quarterly cash transfer payment.



**Risks**

**Systematic Operations Risk-rating Tool**

Risk Category	Rating at Approval	Previous Rating	Current Rating
Political and Governance	--	☐ Substantial	☐ Substantial
Macroeconomic	--	☐ High	☐ Moderate
Sector Strategies and Policies	--	☐ Substantial	☐ Moderate
Technical Design of Project or Program	--	☐ High	☐ Moderate
Institutional Capacity for Implementation and Sustainability	--	☐ High	☐ Moderate
Fiduciary	--	☐ Substantial	☐ Substantial
Environment and Social	--	☐ Moderate	☐ Moderate
Stakeholders	--	☐ Moderate	☐ Moderate
Other	--	--	--
Overall	--	☐ Substantial	☐ Moderate

**Results**

**PDO Indicators by Objectives / Outcomes**

Enhanced access to basic social services				
▶ Number of daily beneficiaries attending new or refurbished health centers (Number, Custom)				
	Baseline	Actual (Previous)	Actual (Current)	End Target
Value	0.00	13,251.00	13,251.00	11,550.00
Date	01-Jun-2010	08-Jan-2020	30-Jun-2020	28-Feb-2022
▶ Additional people with access to improved water source (Number, Custom)				
	Baseline	Actual (Previous)	Actual (Current)	End Target
Value	0.00	264,000.00	264,000.00	264,000.00
Date	01-Jun-2010	08-Jan-2020	30-Jun-2020	28-Feb-2022
Comments:	No additional water sources are to be constructed under the LDP.			
▶ Number of Children enrolled in primary education in new or refurbished schools (Number, Custom)				
	Baseline	Actual (Previous)	Actual (Current)	End Target



Value	0.00	92,216.00	92,216.00	79,400.00
Date	01-Jun-2010	08-Jan-2020	30-Jun-2020	28-Feb-2022
<b>► Percentage of people satisfied with quality of social and economic services financed by the LDP (Percentage, Custom)</b>				
	Baseline	Actual (Previous)	Actual (Current)	End Target
Value	0.00	0.00	0.00	60.00
Date	22-Feb-2010	08-Jan-2020	30-Jun-2020	28-Feb-2022
Comments:	The satisfaction survey has not been completed yet.			

<b>Enhanced local economic development</b>				
<b>► Percentage of the participating producer groups/business providers in municipalities supported by Component 2 have improved their business management capacity (Percentage, Custom)</b>				
	Baseline	Actual (Previous)	Actual (Current)	End Target
Value	0.00	78.00	78.00	80.00
Date	22-Feb-2010	08-Jan-2020	30-Jun-2020	28-Feb-2022

<b>Local administrations strengthened</b>				
<b>► Percentage participating municipalities have civil society members integrated in the technical units and create a forum to debate the development plans with the civil society (Percentage, Custom)</b>				
	Baseline	Actual (Previous)	Actual (Current)	End Target
Value	0.00	100.00	100.00	80.00
Date	22-Feb-2010	08-Jan-2020	30-Jun-2020	28-Feb-2022
<b>► Percentage participating municipalities integrate their Municipal Investment Plans into provincial annual plans (Percentage, Custom)</b>				
	Baseline	Actual (Previous)	Actual (Current)	End Target
Value	0.00	100.00	100.00	80.00
Date	22-Feb-2010	08-Jan-2020	30-Jun-2020	28-Feb-2022

### Intermediate Results Indicators by Components

Local Social and Economic Infrastructure
--



▶ Direct project beneficiaries (Number, Custom)				
	Baseline	Actual (Previous)	Actual (Current)	End Target
Value	0.00	4,197,623.00	4,205,815.00	4,112,400.00
Date	22-Feb-2010	08-Jan-2020	30-Jun-2020	28-Feb-2022
Comments:				
□ Female beneficiaries (Percentage, Custom Supplement)				
	Baseline	Actual (Previous)	Actual (Current)	End Target
Value	0.00	57.60	57.00	50.00
▶ Health facilities constructed, renovated, and/or equipped (number) (Number, Custom)				
	Baseline	Actual (Previous)	Actual (Current)	End Target
Value	0.00	80.00	80.00	135.00
Date	22-Feb-2010	08-Jan-2020	30-Jun-2020	28-Feb-2022
▶ Improved community water points constructed or rehabilitated under the project (Number, Custom)				
	Baseline	Actual (Previous)	Actual (Current)	End Target
Value	0.00	12.00	12.00	12.00
Date	22-Feb-2010	08-Jan-2020	30-Jun-2020	28-Feb-2022
Comments: No additional water points will be constructed under the Project				
▶ Percentage of LDP funded infrastructure fully functional 12 months after completion (Percentage, Custom)				
	Baseline	Actual (Previous)	Actual (Current)	End Target
Value	0.00	100.00	100.00	80.00
Date	22-Feb-2010	08-Jan-2020	30-Jun-2020	28-Feb-2022
Comments: All assessed infrastructures are still functional				
▶ Number of additional classrooms built or rehabilitated at the primary level resulting from project interventions. (Number, Custom)				
	Baseline	Actual (Previous)	Actual (Current)	End Target
Value	0.00	844.00	844.00	990.00
Date	22-Feb-2010	08-Jan-2020	30-Jun-2020	28-Feb-2022



▶ Percentage of timely payments to productive safety nets beneficiaries (Percentage, Custom)				
	Baseline	Actual (Previous)	Actual (Current)	End Target
Value	0.00	0.00	0.00	70.00
Date	12-Apr-2017	08-Jan-2020	30-Jun-2020	28-Feb-2022
Comments:	Public works and cash transfers have not started yet. Public works are expected to start on the second semester of 2020 and cash transfers on the first half of 2020.			
▶ Number of beneficiaries of productive safety nets (Number, Custom)				
	Baseline	Actual (Previous)	Actual (Current)	End Target
Value	0.00	0.00	0.00	7,000.00
Date	12-Apr-2017	13-Jun-2019	30-Jun-2020	28-Feb-2022
Comments:	Labor intensive public works are expected to start on the second semester of 2020 if an extension of the closing date is granted. cash transfers are expected to start on the first half of 2020.			
□ Percentage of female beneficiaries of productive safety nets (Number, Custom Breakdown)				
	Baseline	Actual (Previous)	Actual (Current)	End Target
Value	0.00	0.00	0.00	50.00
Date	12-Apr-2017	08-Jan-2020	30-Jun-2020	28-Feb-2022
▶ Number of productive safety nets subprojects implemented under the Additional Financing (Number, Custom)				
	Baseline	Actual (Previous)	Actual (Current)	End Target
Value	0.00	0.00	0.00	75.00
Date	12-Apr-2017	08-Jan-2020	30-Jun-2020	28-Feb-2022
Comments:	Public works and cash transfers have not started yet. Public works are expected to start on the second semester of 2020 and cash transfers on the first half of 2020.			

Local Economic Development				
▶ Percentage of active members of producer groups receiving advisory business support services are satisfied (Percentage, Custom)				
	Baseline	Actual (Previous)	Actual (Current)	End Target
Value	0.00	100.00	100.00	50.00
Date	22-Feb-2010	08-Jan-2020	30-Jun-2020	28-Feb-2022
▶ Percentage of active members of producer groups trained in business improvement skills are utilizing these skills one year after receiving matching grant (Percentage, Custom)				



	Baseline	Actual (Previous)	Actual (Current)	End Target
Value	0.00	100.00	100.00	50.00
Date	22-Feb-2010	08-Jan-2020	30-Jun-2020	28-Feb-2022
Comments:	All assessed beneficiaries still utilize the acquired skills			
<b>► Percentage of producer groups receiving LDP matching grants achieve their objectives (Percentage, Custom)</b>				
	Baseline	Actual (Previous)	Actual (Current)	End Target
Value	0.00	71.70	71.70	70.00
Date	22-Feb-2010	08-Jan-2020	30-Jun-2020	28-Feb-2022
<b>► Percentage of value chain studies prepared cover the main developed sectors and those sectors with high growth potential in Angola (Percentage, Custom)</b>				
	Baseline	Actual (Previous)	Actual (Current)	End Target
Value	0.00	100.00	100.00	80.00
Date	22-Feb-2010	08-Jan-2020	30-Jun-2020	28-Feb-2022
<b>► Number of beneficiaries of productive inclusion activities (Number, Custom)</b>				
	Baseline	Actual (Previous)	Actual (Current)	End Target
Value	0.00	0.00	0.00	5,000.00
Date	12-Apr-2017	08-Jan-2020	30-Jun-2020	28-Feb-2020
Comments:	Productive inclusion activities have been cancelled and will be financed by the Social Safety Nets Project.			
<b>□ Percentage of female beneficiaries of productive inclusion activities (Number, Custom Breakdown)</b>				
	Baseline	Actual (Previous)	Actual (Current)	End Target
Value	0.00	0.00	0.00	50.00
Date	12-Apr-2017	08-Jan-2020	30-Jun-2020	28-Feb-2020
<b>► Percentage of beneficiaries of productive inclusion activities with satisfying completion of the activity milestones (Percentage, Custom)</b>				
	Baseline	Actual (Previous)	Actual (Current)	End Target
Value	0.00	0.00	0.00	60.00
Date	05-Apr-2017	08-Jan-2020	30-Jun-2020	28-Feb-2020
Comments:	Productive inclusion activities have been eliminated from the LDP to be funded under the Social Safety Nets Project.			



Local Institutional Strengthening				
<b>► Percentage of municipalities creating Consultation Councils to asses, plan and implement municipal investment plans (Percentage, Custom)</b>				
	Baseline	Actual (Previous)	Actual (Current)	End Target
Value	15.00	97.00	97.00	70.00
Date	22-Feb-2010	08-Jan-2020	30-Jun-2020	28-Feb-2022
<b>► Percentage of participating municipalities implementing Municipal Investment Plans (Percentage, Custom)</b>				
	Baseline	Actual (Previous)	Actual (Current)	End Target
Value	15.00	33.00	35.00	70.00
Date	22-Feb-2010	08-Jan-2020	30-Jun-2020	28-Feb-2022
<b>► Percentage of grievances registered in the GRM that are addressed in a timely manner (Percentage, Custom)</b>				
	Baseline	Actual (Previous)	Actual (Current)	End Target
Value	0.00	0.00	0.00	60.00
Date	25-Apr-2017	08-Jan-2020	30-Jun-2020	28-Feb-2022
Comments:	The GRM is not yet operational.			
<b>► Percentage of service facilities which effectively apply LDP promoted accountability mechanisms for service delivery improvement (Percentage, Custom)</b>				
	Baseline	Actual (Previous)	Actual (Current)	End Target
Value	0.00	0.00	0.00	70.00
Date	22-Feb-2010	08-Jan-2020	30-Jun-2020	28-Feb-2022
Comments:	The assessment to provide the necessary information for this indicator has not been carried out yet.			
<b>► Number of ADECOS trained under the Additional Financing (Number, Custom)</b>				
	Baseline	Actual (Previous)	Actual (Current)	End Target
Value	0.00	900.00	1,220.00	330.00
Date	12-Apr-2017	08-Jan-2020	30-Jun-2020	28-Feb-2022
<b>► Percentage of participating municipalities with Municipal Economic Development Strategies (Percentage, Custom)</b>				
	Baseline	Actual (Previous)	Actual (Current)	End Target





Value	0.00	100.00	100.00	80.00
Date	22-Feb-2010	08-Jan-2020	30-Jun-2020	28-Feb-2022
<b>► Participating municipalities budgeting for and implementing local infrastructure maintenance plans (Number, Custom)</b>				
	Baseline	Actual (Previous)	Actual (Current)	End Target
Value	9.00	70.00	70.00	50.00
Date	22-Feb-2010	08-Jan-2020	30-Jun-2020	28-Feb-2020

### Performance-Based Conditions

#### Data on Financial Performance

##### Disbursements (by loan)

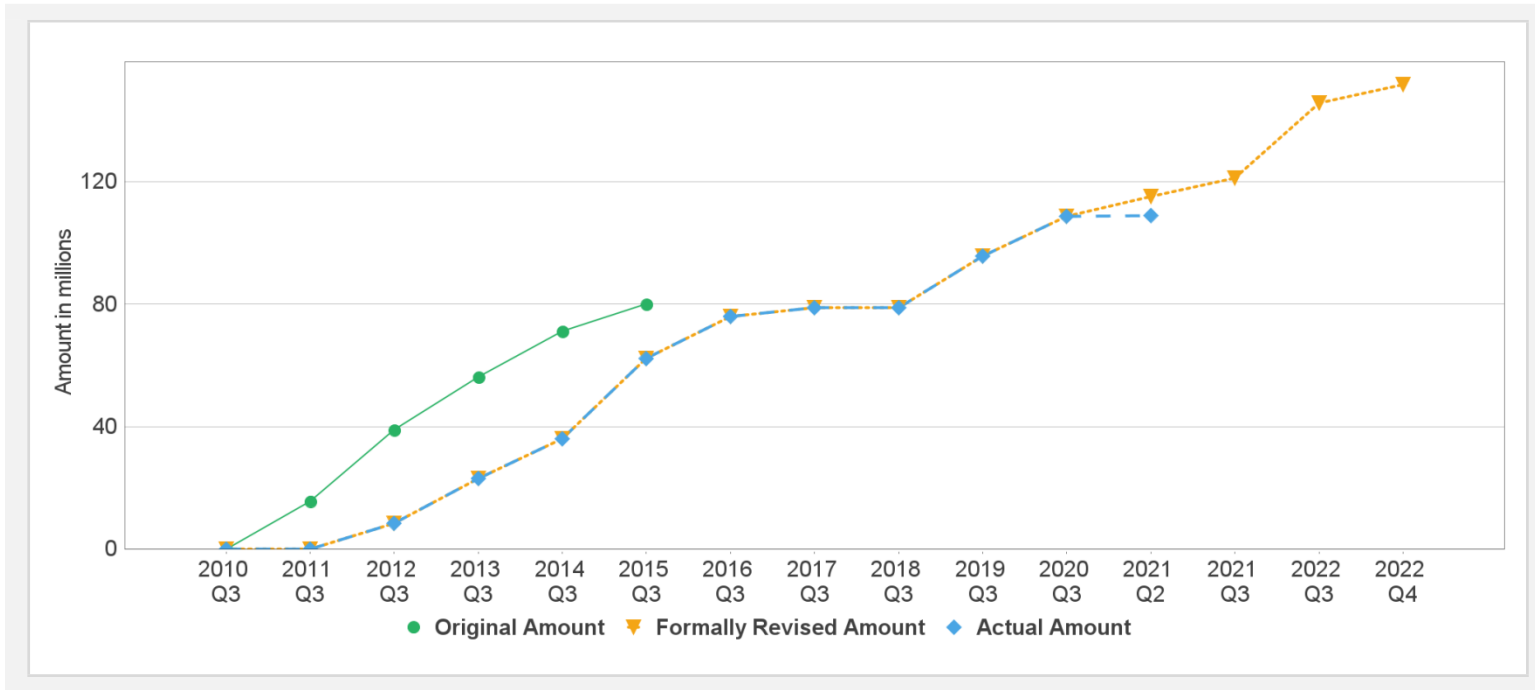
Project	Loan/Credit/TF	Status	Currency	Original	Revised	Cancelled	Disbursed	Undisbursed	% Disbursed
P105101	IBRD-87730	Effective	USD	70.00	70.00	0.00	30.29	39.71	 43%
P105101	IDA-46890	Closed	USD	81.70	81.69	0.01	78.91	0.00	 100%

##### Key Dates (by loan)

Project	Loan/Credit/TF	Status	Approval Date	Signing Date	Effectiveness Date	Orig. Closing Date	Rev. Closing Date
P105101	IBRD-87730	Effective	25-Jul-2017	06-Feb-2018	05-Jul-2018	28-Feb-2020	28-Feb-2022
P105101	IDA-46890	Closed	18-Mar-2010	16-Mar-2011	12-Aug-2011	31-Jul-2015	30-Mar-2018

### Cumulative Disbursements





**PBC Disbursement**

PBC ID	PBC Type	Description	Coc	PBC Amount	Achievement Status	Disbursed amount in Coc	Disbursement % for PBC

**Restructuring History**

Level 2 Approved on 23-May-2013 ,Level 2 Approved on 15-Apr-2015 ,Level 2 Approved on 12-Dec-2016 ,Level 2 Approved on 31-May-2017 ,Level 2 Approved on 27-Dec-2017 ,Level 2 Approved on 17-Nov-2019 ,Level 2 Approved on 19-Feb-2020

**Related Project(s)**

P160105-AO-Local development Project - AF