



Higher Education Quality and Capacity Improvement Project (P106605)

EAST ASIA AND PACIFIC | Cambodia | Education Global Practice |
IBRD/IDA | Specific Investment Loan | FY 2011 | Seq No: 9 | ARCHIVED on 11-May-2015 | ISR18796 |

Implementing Agencies: MoEYS

Key Dates

Key Project Dates

Board Approval date:05-Aug-2010

Effectiveness Date:30-Dec-2010

Planned Mid Term Review Date:01-May-2013

Actual Mid-Term Review Date:12-Jul-2013

Original Closing Date:31-Dec-2015

Revised Closing Date:31-Dec-2015

Project Development Objectives

Project Development Objective (from Project Appraisal Document)

The development objective of this higher education project is to: (a) improve the quality of teaching, management, and research in project-supported entities; and (b) pilot the targeting of disadvantaged students for enhanced retention.

Has the Project Development Objective been changed since Board Approval of the Project Objective?

No

Components

Name

Strengthening the Capacity of the Higher Education System:(Cost \$10.76 M)

Provision of Competitive Development and Innovation Grants:(Cost \$4.08 M)

Provision of Special Priority Scholarships (SPS) to Disadvantaged Students:(Cost \$4.55 M)

Project Management and Monitoring and Evaluation:(Cost \$3.61 M)

Overall Ratings

Name	Previous Rating	Current Rating
Progress towards achievement of PDO	● Satisfactory	● Moderately Satisfactory
Overall Implementation Progress (IP)	● Moderately Satisfactory	● Moderately Satisfactory
Overall Risk Rating	--	● Moderate



Implementation Status and Key Decisions

This status report is based on findings of the Bank Implementation Support Mission held in March 2015. Most project components have made good progress since the September 2014 implementation support mission. Project implementation has made significant gains in recovering from initial start-up delays. Implementation is now on track, with a solid work plan in place for 2015. The fellowship programs, other capacity development programs and the scholarship component continue to show good progress. Higher Education Management Information System (HEMIS) activities, monitoring and evaluation, and fiduciary capacity development have also moved forward significantly. Activities related to the development and innovation grants have shown some progress, but several slow-moving projects need to be closely supported and monitored. As of April 27, 2015, the cumulative disbursements to HEQCIP for the IDA Credit No. 4760 and IDA Grant No. H6070 were US\$17.08 million, which represents 74.3 percent of the total financing of US\$23 million.

Risks

**Systematic Operations Risk-rating Tool**

Risk Category	Rating at Approval	Previous Rating	Current Rating
Political and Governance	--	--	● Substantial
Macroeconomic	--	--	● Substantial
Sector Strategies and Policies	--	--	● Moderate
Technical Design of Project or Program	--	--	● Moderate
Institutional Capacity for Implementation and Sustainability	--	--	● Moderate
Fiduciary	--	--	● Moderate
Environment and Social	--	--	● Moderate
Stakeholders	--	--	● Moderate
Other	--	--	--
Overall	--	--	● Moderate

Results**Project Development Objective Indicators**

► 40 percent of HEIs supported under Components 1 and 2 showing an increased aggregate score against a modified subset of ACC accreditation criteria. (Percentage, Custom)

	Baseline	Actual (Previous)	Actual (Current)	End Target
Value	0.00	14.00	19.00	40.00
Date	03-Jan-2011	01-Jul-2014	31-Dec-2014	31-Dec-2015

► an average annual retention rate of 95 percent of project-supported scholarship recipients (Percentage, Custom)

	Baseline	Actual (Previous)	Actual (Current)	End Target
Value	0.00	98.00	98.00	95.00
Date	03-Jan-2011	01-Jul-2014	31-Dec-2014	31-Dec-2015

Overall Comments

As noted in key decisions section, available data at the time of the mission shows that PDO indicator 1 is off target by approximately 20 percent. Given that there are only 2 PDO indicators, the Bank team has expressed concerns that the PDO indicator will not be achieved thereby impacting overall achievement of the PDO. The team was informed that new data will be available for the next mission, currently scheduled for July 2015, which is likely to show some improvement in the achievement of the indicator. The ministry M&E team has TA support that is working closely with the HEIs to try and meet the PDO target.

**Intermediate Results Indicators**

► Number of staff (MoEYS and HEI) who participate in training courses which improved their professional competencies; fields related to: HE quality, management, assessment, and accreditation; English; o (Number, Custom)

	Baseline	Actual (Previous)	Actual (Current)	End Target
Value	0.00	3315.00	3926.00	1500.00
Date	03-Jan-2011	01-Jul-2014	31-Dec-2014	31-Dec-2015

► Number of staff of (MoEYS and HEI) who were conferred with a Master or Doctor Degree in academic specialty, educational management or related fields (Number, Custom)

	Baseline	Actual (Previous)	Actual (Current)	End Target
Value	0.00	11.00	29.00	54.00
Date	03-Jan-2011	01-Jul-2014	31-Dec-2014	31-Dec-2015

► Number and percentage of HEI academic staff in participating institutions completing training in research methodologies and design (Percentage, Custom)

	Baseline	Actual (Previous)	Actual (Current)	End Target
Value	0.00	242.00	435.00	--
Date	31-Dec-2011	01-Jul-2014	31-Dec-2014	31-Dec-2015

Comments

No change since June 30 2014, as no further trainings/workshops organizes in these topics.

In some cases, HEI staffs have undertaken trainings in different topics related to research methodology and design. In such cases, they are counted again.

180 is the no. of eligible HEI staff as determined by the World Bank PAD.
The detailed figures by each year are in the M&E report at Annex 4.



► Number and percentage of eligible HEIs submitting proposals to RGMC competing for funds (Percentage, Custom)

	Baseline	Actual (Previous)	Actual (Current)	End Target
Value	0.00	77.00	--	70.00
Date	03-Jan-2011	01-Jul-2014	01-Jul-2014	31-Dec-2015

Comments

No change since the last reporting. In Round 1, 22 out of 30 HEIs submitted proposals. In Round 2, 19 out of 36 eligible HEIs submitted proposals giving an overall figure of 26 submitting proposals out of 36 eligible HEIs. Note that some of the HEIs submitted proposals in both Rounds 1 and 2.

► Number and percentage of complete research projects (competitively selected) funded by the project (Percentage, Custom)

	Baseline	Actual (Previous)	Actual (Current)	End Target
Value	0.00	13.00	33.00	100.00
Date	03-Jan-2011	01-Jul-2014	31-Dec-2014	31-Dec-2015

► Within RGMC/DHE, number and percentage of proposals awarded after review and evaluation in accordance with project processing timeline (Percentage, Custom)

	Baseline	Actual (Previous)	Actual (Current)	End Target
Value	0.00	47.00	--	47.00
Date	03-Jan-2011	31-Dec-2013	31-Dec-2013	31-Dec-2015

Comments

No change since the last reporting. 95 proposals were received in total from 26 HEIs (14 public and 12 private HEIs). Round 1 had 65 proposals and Round 2 had 30 proposals. Out of that, 31 were selected/funded in Round 1 and 14 in Round 2 with a total of 45 sub-projects selected/funded



► Pass rate of retained scholarship recipients at each grade categorized by: female; rural; poor (not cumulative rate) (Percentage, Custom)

	Baseline	Actual (Previous)	Actual (Current)	End Target
Value	0.00	98.00	98.00	97.00
Date	03-Jan-2011	01-Jul-2014	31-Dec-2014	31-Dec-2015

Comments

The word "retained" has been added to clarify that the target is measured by the cumulative number of scholarships beneficiaries remaining. It is not measured against the original number of scholarship beneficiaries.

Pass rate for Yr 3 academic year was revised slightly, since the last reporting (the last report was as of June 30 2014 and it gave data only for Semester 1).

There were 13 and 20 repeat scholarship students in years 1 and 2 respectively.

► Drop out rate of scholarship recipients categorized by: female; rural; poor (Percentage, Custom)

	Baseline	Actual (Previous)	Actual (Current)	End Target
Value	0.00	12.00	13.00	19.00
Date	03-Jan-2011	01-Jul-2014	31-Dec-2014	31-Dec-2015

► Completion rate of scholarship recipients, categorized by: female; rural; poor (Percentage, Custom)

	Baseline	Actual (Previous)	Actual (Current)	End Target
Value	0.00	0.00	0.00	67.00
Date	03-Jan-2011	12-Jul-2013	31-Dec-2014	31-Dec-2015

► Higher Education Governance & Finance Policy Paper adopted by the MoEYS (Yes/No, Custom)

	Baseline	Actual (Previous)	Actual (Current)	End Target
Value	N	N	N	Y
Date	31-Dec-2010	01-Jul-2014	31-Dec-2014	31-Dec-2015



► Higher Education Vision and Strategy 2030 adopted by the MoEYS (Yes/No, Custom)

	Baseline	Actual (Previous)	Actual (Current)	End Target
Value	N	Y	Y	Y
Date	31-Dec-2010	01-Jul-2014	01-Jul-2014	31-Dec-2015



► HEMIS developed and piloted (Yes/No, Custom)

	Baseline	Actual (Previous)	Actual (Current)	End Target
Value	N	N	N	Y
Date	31-Dec-2010	01-Jul-2014	31-Dec-2014	31-Dec-2015

Overall Comments

Data on Financial Performance

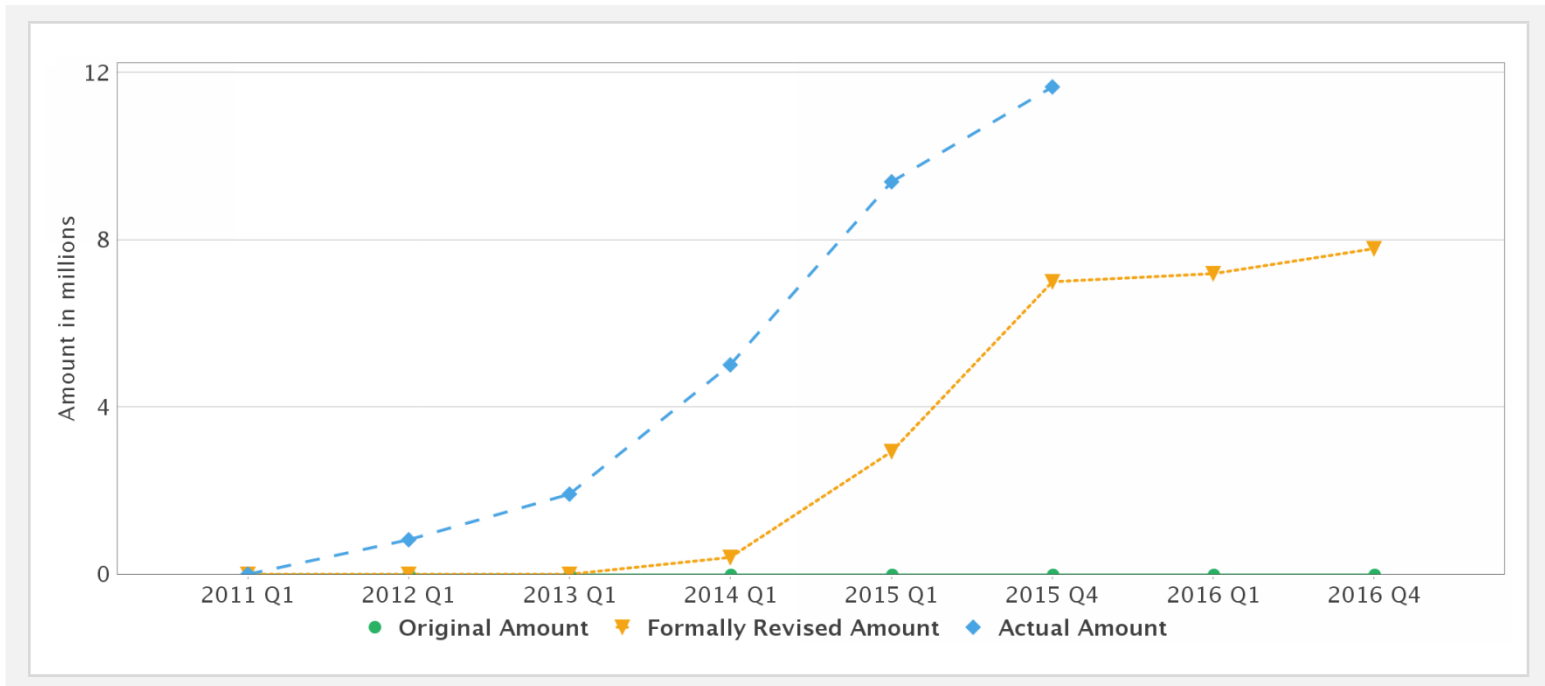
Disbursements (by loan)

Project	Loan/Credit/TF	Status	Currency	Original	Revised	Cancelled	Disbursed	Undisbursed	Disbursed
P106605	IDA-47960	Effective	XDR	7.85	7.85	0.00	4.35	3.50	 55%
P106605	IDA-H6070	Effective	XDR	7.85	7.85	0.00	7.31	0.54	 93%

Key Dates (by loan)

Project	Loan/Credit/TF	Status	Approval Date	Signing Date	Effectiveness Date	Orig. Closing Date	Rev. Closing Date
P106605	IDA-47960	Effective	05-Aug-2010	07-Sep-2010	30-Dec-2010	31-Dec-2015	31-Dec-2015
P106605	IDA-H6070	Effective	05-Aug-2010	07-Sep-2010	30-Dec-2010	31-Dec-2015	31-Dec-2015

Cumulative Disbursements



Restructuring History

Level Approved on 25-Mar-2011 ,Level 2 Approved on 15-Oct-2014

Related Project(s)

There are no related projects.