



West Africa Agricultural Productivity Program 2A (P129565)

AFRICA | Western Africa | Agriculture Global Practice |
IBRD/IDA | Adaptable Program Loan | FY 2012 | Seq No: 9 | ARCHIVED on 30-Jun-2017 | ISR28624 |

Implementing Agencies: Technical and Fiduciary Coordination Unit (TFCU), Republic of Ghana, Republic of Senegal, Ministry of Finance, Ministry of Economy, Finance and Plan

Key Dates

Key Project Dates

Bank Approval Date:22-May-2012

Effectiveness Date:12-Dec-2012

Planned Mid Term Review Date:22-Jun-2015

Actual Mid-Term Review Date:26-Oct-2015

Original Closing Date:31-Dec-2017

Revised Closing Date:31-Dec-2018

Project Development Objectives

Project Development Objective (from Project Appraisal Document)

The development objective of WAAPP-2A is to scale-up the generation, dissemination and adoption of improved technologies in the participating countries' priority agricultural commodity areas.

Has the Project Development Objective been changed since Board Approval of the Project Objective?

No

Components

Name

Component 1: Enabling conditions for Sub-Regional Cooperation in the Generation, Dissemination and Adoption of Agricultural Technologies:(Cost \$7.20 M)

Component 2: National Centers of Specialisation (NCOS):(Cost \$27.40 M)

Component 3: Support to Demand-driven Technology Generation, Dissemination and Adoption:(Cost \$75.10 M)

Component 4: Project Coordination, Management and Monitoring and Evaluation:(Cost \$10.30 M)

Overall Ratings

Name	Previous Rating	Current Rating
Progress towards achievement of PDO	● Satisfactory	● Satisfactory
Overall Implementation Progress (IP)	● Satisfactory	● Satisfactory
Overall Risk Rating	● Moderate	● Moderate



Implementation Status and Key Decisions

The project is on track towards achievement of the PDO with more than **2.1 million** direct beneficiaries. A total of **83** new improved technologies have been released by the project and adopted by **1.1 million** producers/processors. The total area covered by the new technologies stands at **1.3 million** hectares. The indicator related to the number of “beneficiaries who are using technologies generated by other countries” is still the only challenging PDO indicator but it recorded some progress over the last six months with an achievement rate of the target moving from **38% in May 2016 to 50% in November 2016**. A lot of focus is being done on this key indicator related to regional integration and much improvement is expected in the upcoming months with the implementation by each country of an action plan to transfer, adapt and disseminate a number of selected technologies and innovations including high-yielding and climate-smart varieties, small agricultural equipment and improved breed of small cattle.

The other key achievements during the review period include:

- 1 . Senegal: the ISO-9001 quality certification of the management system of the laboratory of the National Center of Specialization (NCoS), a decisive step to move forwards to a Regional Research Center of Excellence (RCE); the release of seven improved high-yielding (3 tons/ha), pest-aflatoxin-resistant and climate-smart groundnut varieties with early maturity cycle; the use of sustainable land management technologies to recover salty rice perimeters; the provision of agricultural equipment to particularly mechanize post-harvest operations and alleviate female rice producers;
- 2 . Ghana: the production and distribution of approximately 177,400,000 certified improved cassava planting materials to tertiary farmers countrywide; the distribution of improved seed to 49,700 beneficiaries over the last six months to cover about 30,000 ha in 2016 alone; the installation of additional 100 greenhouses in 2016 to promote peri-urban vegetable production for approximately 1,000 beneficiaries especially youth and women, bringing the total number of greenhouses so far installed to 260 countrywide;
- 3 . Mali: the diffusion of certified seeds, the agro-processing of agricultural products, the increase of private sector investment, the use of the e-voucher platform for more transparency in the agricultural subsidy distribution.

The West and Central Africa Council for Agricultural Research and Development (WECARD/CORAF) will proceed on the second round assessment of the National Centers of Specialization based on the criteria defined in the project appraisal document and in line with ECOWAS requirement for the Centers of Excellence, to upgrade the NCOS qualified to Regional Research Center of Excellence and as specialized institutions of ECOWAS. It is likely that Senegal and Ghana would meet the criteria.









Risks

Systematic Operations Risk-rating Tool



Risk Category	Rating at Approval	Previous Rating	Current Rating
Political and Governance	--	● Substantial	● Substantial
Macroeconomic	--	● Substantial	● Substantial
Sector Strategies and Policies	--	● Moderate	● Moderate
Technical Design of Project or Program	--	● Low	● Low
Institutional Capacity for Implementation and Sustainability	--	● Moderate	● Moderate
Fiduciary	--	● Low	● Low
Environment and Social	--	● Low	● Low
Stakeholders	--	● Low	● Low
Other	--	--	--
Overall	--	● Moderate	● Moderate

Results

Project Development Objective Indicators

► Direct project beneficiaries (Number, Custom)

	Baseline	Actual (Previous)	Actual (Current)	End Target
Value	236,000.00	2,124,083.00	2,348,962.00	2,100,000.00
Date	22-May-2012	28-Nov-2016	31-May-2017	31-Dec-2018

▲ Direct project beneficiaries - Senegal (Number, Custom Breakdown)

	Baseline	Actual (Previous)	Actual (Current)	End Target
Value	80,000.00	733,500.00	881,369.00	850,000.00
Date	22-May-2012	28-Nov-2016	31-May-2017	31-Dec-2018

▷ Female beneficiaries (Percentage, Custom Supplement)

	Baseline	Actual (Previous)	Actual (Current)	End Target
Value	0.00	38.00	38.00	40.00



▲ Direct project beneficiaries - Ghana (Number, Custom Breakdown)

	Baseline	Actual (Previous)	Actual (Current)	End Target
Value	100,000.00	704,947.00	712,947.00	700,000.00
Date	22-May-2012	28-Nov-2016	31-May-2017	31-Dec-2018

▲ Female beneficiaries (Percentage, Custom Supplement)

	Baseline	Actual (Previous)	Actual (Current)	End Target
Value	0.00	41.00	41.00	40.00

▲ Direct Project Beneficiaries - Mali (Number, Custom Breakdown)

	Baseline	Actual (Previous)	Actual (Current)	End Target
Value	56,000.00	685,636.00	754,646.00	700,000.00
Date	19-Mar-2014	28-Nov-2016	31-May-2017	31-Dec-2018

▷ Female beneficiaries (Percentage, Custom Supplement)



	Baseline	Actual (Previous)	Actual (Current)	End Target
Value	0.00	49.00	49.00	40.00

► Beneficiaries who are using technologies generated by other countries - disaggregated by country (Number, Custom)

	Baseline	Actual (Previous)	Actual (Current)	End Target
Value	0.00	162,996.00	188,507.00	400,000.00
Date	22-May-2012	28-Nov-2016	31-May-2017	31-Dec-2018

▲ Beneficiaries who are using technologies generated by other countries - Senegal (Number, Custom Breakdown)

	Baseline	Actual (Previous)	Actual (Current)	End Target
Value	0.00	39,421.00	42,110.00	140,000.00
Date	22-May-2012	28-Nov-2016	31-May-2017	31-Dec-2018

▲ Beneficiaries who are using technologies generated by other countries - Ghana (Number, Custom Breakdown)

	Baseline	Actual (Previous)	Actual (Current)	End Target
Value	0.00	67,108.00	67,108.00	140,000.00
Date	22-May-2012	28-Nov-2016	31-May-2017	31-Dec-2018

▲ Beneficiaries who are using technologies generated by other countries - Mali (Number, Custom Breakdown)



	Baseline	Actual (Previous)	Actual (Current)	End Target
Value	0.00	56,467.00	79,289.00	140,000.00
Date	22-May-2012	28-Nov-2016	31-May-2017	31-Dec-2018

▶ Generated/released technologies by the Project with at least 15% productivity increase over the control – disaggregated by country (Number, Custom)

	Baseline	Actual (Previous)	Actual (Current)	End Target
Value	36.00	94.00	99.00	59.00
Date	22-May-2012	28-Nov-2016	31-May-2017	31-Dec-2018

▲ Generated/released technologies by the Project with at least 15% productivity increase over the control for SENEGAL (Number, Custom Breakdown)

	Baseline	Actual (Previous)	Actual (Current)	End Target
Value	18.00	36.00	40.00	26.00
Date	22-May-2012	28-Nov-2016	31-May-2017	31-Dec-2018

▲ Generated/released technologies by the Project with at least 15% productivity increase over the control for GHANA (Number, Custom Breakdown)

	Baseline	Actual (Previous)	Actual (Current)	End Target
Value	10.00	35.00	35.00	17.00
Date	22-May-2012	28-Nov-2016	31-May-2017	31-Dec-2018

▲ Generated/released technologies by the Project with at least 15% productivity increase over the control for MALI (Number, Custom Breakdown)



	Baseline	Actual (Previous)	Actual (Current)	End Target
Value	8.00	23.00	24.00	16.00
Date	22-May-2012	28-Nov-2016	31-May-2017	31-Dec-2018

► Producers with knowledge of generated/released technologies by the Project (Percentage, Custom)

	Baseline	Actual (Previous)	Actual (Current)	End Target
Value	13.00	71.00	80.00	80.00
Date	22-May-2012	28-Nov-2016	31-May-2017	31-Dec-2018

▲ Producers with knowledge of generated/released technologies by the Project for SENEGAL (Percentage, Custom Breakdown)

	Baseline	Actual (Previous)	Actual (Current)	End Target
Value	10.00	75.00	75.00	80.00
Date	22-May-2012	28-Nov-2016	31-May-2017	31-Dec-2018

▲ Producers with knowledge of generated/released technologies by the Project for Ghana (Percentage, Custom Breakdown)

	Baseline	Actual (Previous)	Actual (Current)	End Target
Value	20.00	80.00	80.00	80.00
Date	22-May-2012	28-Nov-2016	31-May-2017	31-Dec-2018

▲ Producers with knowledge of generated/released technologies by the Project for MALI (Percentage, Custom Breakdown)



	Baseline	Actual (Previous)	Actual (Current)	End Target
Value	10.00	60.00	85.00	80.00
Date	22-May-2012	28-Nov-2016	31-May-2017	31-Dec-2018

► Area under new technologies - Disaggregated by country (Hectare(Ha), Custom)

	Baseline	Actual (Previous)	Actual (Current)	End Target
Value	135,000.00	1,396,210.00	1,461,210.00	1,700,000.00
Date	22-May-2012	28-Nov-2016	31-May-2017	31-Dec-2018

▲ Area under new technologies for SENEGAL (Hectare(Ha), Custom Breakdown)

	Baseline	Actual (Previous)	Actual (Current)	End Target
Value	40,000.00	516,422.00	516,422.00	500,000.00
Date	22-May-2012	28-Nov-2016	31-May-2017	31-Dec-2018

▲ Area under new technologies for GHANA (Hectare(Ha), Custom Breakdown)

	Baseline	Actual (Previous)	Actual (Current)	End Target
Value	50,000.00	432,002.00	436,002.00	600,000.00
Date	22-May-2012	28-Nov-2016	31-May-2017	31-Dec-2018

▲ Area under new technologies for MALI (Hectare(Ha), Custom Breakdown)



	Baseline	Actual (Previous)	Actual (Current)	End Target
Value	45,000.00	447,786.00	508,786.00	600,000.00
Date	18-May-2012	28-Nov-2016	31-May-2017	31-Dec-2018

► Processors/ producers who have adopted at least one new technology -disaggregated by country (Number, Custom)

	Baseline	Actual (Previous)	Actual (Current)	End Target
Value	105,000.00	1,185,436.00	1,324,754.00	1,240,000.00
Date	22-May-2012	28-Nov-2016	31-May-2017	31-Dec-2018

▲ Processors/ producers who have adopted at least one new technology - Senegal (Number, Custom Breakdown)

	Baseline	Actual (Previous)	Actual (Current)	End Target
Value	30,000.00	610,277.00	614,559.00	420,000.00
Date	22-May-2012	28-Nov-2016	31-May-2017	31-Dec-2018

▲ Processors/ producers who have adopted at least one new technology - Ghana (Number, Custom Breakdown)

	Baseline	Actual (Previous)	Actual (Current)	End Target
Value	25,000.00	326,095.00	330,195.00	400,000.00
Date	22-May-2012	28-Nov-2016	31-May-2017	31-Dec-2018

▲ Processors/ producers who have adopted at least one new technology - MALI (Number, Custom Breakdown)



	Baseline	Actual (Previous)	Actual (Current)	End Target
Value	50,000.00	249,064.00	380,000.00	360,000.00
Date	22-May-2012	28-Nov-2016	31-May-2017	31-Dec-2018

Overall Comments

Intermediate Results Indicators

► Pesticide products/genetic materials registered by national committees (Number, Custom)

	Baseline	Actual (Previous)	Actual (Current)	End Target
Value	409.00	0.00	0.00	810.00
Date	22-May-2012	29-Nov-2016	31-May-2017	31-Dec-2018

▲ Pesticide products/genetic materials registered by national committees for SENEGAL (Number, Custom Breakdown)

	Baseline	Actual (Previous)	Actual (Current)	End Target
Value	205.00	344.00	344.00	370.00
Date	22-May-2012	28-Nov-2016	31-May-2017	31-Dec-2018

▲ Pesticide products/genetic materials registered by national committees for GHANA (Number, Custom Breakdown)

	Baseline	Actual (Previous)	Actual (Current)	End Target
Value	204.00	854.00	854.00	465.00
Date	22-May-2012	28-Nov-2016	31-May-2017	31-Dec-2018



▾ Pesticide products/genetic materials registered by national committees for MALI (Number, Custom Breakdown)

	Baseline	Actual (Previous)	Actual (Current)	End Target
Value	0.00	0.00	0.00	75.00
Date	22-May-2012	20-May-2016	31-May-2017	31-Dec-2018

► Laboratories with ISTA/ISO certification (Number, Custom)

	Baseline	Actual (Previous)	Actual (Current)	End Target
Value	0.00	3.00	3.00	12.00
Date	22-May-2012	28-Nov-2016	31-May-2017	31-Dec-2018

▾ Laboratories with ISTA/ISO certification for SENEGAL (Number, Custom Breakdown)

	Baseline	Actual (Previous)	Actual (Current)	End Target
Value	0.00	1.00	0.00	5.00
Date	22-May-2012	28-Nov-2016	31-May-2017	31-Dec-2017

▾ Laboratories with ISTA/ISO certification for GHANA (Number, Custom Breakdown)

	Baseline	Actual (Previous)	Actual (Current)	End Target
Value	0.00	2.00	2.00	3.00
Date	22-May-2012	28-Nov-2016	31-May-2017	31-Dec-2017


▲ Laboratories with ISTA/ISO certification for MALI (Number, Custom Breakdown)

	Baseline	Actual (Previous)	Actual (Current)	End Target
Value	0.00	0.00	0.00	4.00
Date	22-May-2012	28-Nov-2016	31-May-2017	31-Dec-2018

▶ Technologies with International Property Rights (Number, Custom)

	Baseline	Actual (Previous)	Actual (Current)	End Target
Value	53.00	115.00	115.00	78.00
Date	22-May-2012	28-Nov-2016	31-May-2017	31-Dec-2018

▲ Technologies with International Property Rights for SENEGAL (Number, Custom Breakdown)

	Baseline	Actual (Previous)	Actual (Current)	End Target
Value	0.00	4.00	4.00	8.00
Date	22-May-2012	28-Nov-2016	31-May-2017	31-Dec-2018

▲ Technologies with International Property Rights for GHANA (Number, Custom Breakdown)

	Baseline	Actual (Previous)	Actual (Current)	End Target
Value	0.00	48.00	48.00	5.00
Date	22-May-2012	28-Nov-2016	31-May-2017	31-Dec-2018



▲ Technologies with International Property Rights for MALI (Number, Custom Breakdown)

	Baseline	Actual (Previous)	Actual (Current)	End Target
Value	0.00	63.00	63.00	65.00
Date	22-May-2012	28-Nov-2016	31-May-2017	31-Dec-2018

▶ Varieties generated by NCOS registered in the Regional Catalogue (Number, Custom)

	Baseline	Actual (Previous)	Actual (Current)	End Target
Value	0.00	49.00	49.00	47.00
Date	22-May-2012	06-Dec-2016	31-May-2017	31-Dec-2018

▲ Varieties generated by NCOS registered in the Regional Catalogue for SENEGAL (Number, Custom Breakdown)

	Baseline	Actual (Previous)	Actual (Current)	End Target
Value	0.00	14.00	14.00	12.00
Date	22-May-2012	28-Nov-2016	31-May-2017	31-Dec-2018

▲ Varieties generated by NCOS registered in the Regional Catalogue for GHANA (Number, Custom Breakdown)

	Baseline	Actual (Previous)	Actual (Current)	End Target
Value	0.00	35.00	35.00	15.00
Date	22-May-2012	28-Nov-2016	31-May-2017	31-Dec-2018



▲ Varieties generated by NCOS registered in the Regional Catalogue for MALI (Number, Custom Breakdown)

	Baseline	Actual (Previous)	Actual (Current)	End Target
Value	0.00	0.00	0.00	20.00
Date	22-May-2012	28-Nov-2016	31-May-2017	31-Dec-2018

▶ Hits for the regional/national Web-based information system on agricultural technologies and research skills (Number, Custom)

	Baseline	Actual (Previous)	Actual (Current)	End Target
Value	0.00	651,185.00	651,185.00	350,000.00
Date	22-May-2012	28-Nov-2016	31-May-2017	31-Dec-2018

▲ Hits for the regional/national Web-based information system on agricultural technologies and research skills for CORAF (Number, Custom Breakdown)

	Baseline	Actual (Previous)	Actual (Current)	End Target
Value	0.00	234,500.00	234,500.00	200,000.00
Date	22-May-2012	28-Nov-2016	31-May-2017	31-Dec-2018

▲ Hits for the regional/national Web-based information system on agricultural technologies and research skills for SENEGAL (Number, Custom Breakdown)

	Baseline	Actual (Previous)	Actual (Current)	End Target
Value	0.00	0.00	0.00	50,000.00
Date	22-May-2012	28-Nov-2016	31-May-2017	31-Dec-2018



▲ Hits for the regional/national Web-based information system on agricultural technologies and research skills for GHANA (Number, Custom Breakdown)

	Baseline	Actual (Previous)	Actual (Current)	End Target
Value	10,000.00	409,525.00	409,525.00	50,000.00
Date	22-May-2012	28-Nov-2016	31-May-2017	31-Dec-2018

▲ Hits for the regional/national Web-based information system on agricultural technologies and research skills for MALI (Number, Custom Breakdown)

	Baseline	Actual (Previous)	Actual (Current)	End Target
Value	0.00	7,160.00	7,160.00	50,000.00
Date	22-May-2012	28-Nov-2016	31-May-2017	31-Dec-2018

▶ National action plans developed on gender, communication and climate change-disaggregated by country (Number, Custom)

	Baseline	Actual (Previous)	Actual (Current)	End Target
Value	3.00	10.00	10.00	9.00
Date	22-May-2012	28-Nov-2016	31-May-2017	31-Dec-2018

▲ National action plans developed on gender, communication and climate change - Ghana (Number, Custom Breakdown)

	Baseline	Actual (Previous)	Actual (Current)	End Target
Value	1.00	3.00	3.00	3.00
Date	22-May-2012	15-Dec-2016	31-May-2017	31-Dec-2018



▲ National action plans developed on gender, communication and climate change - Senegal (Number, Custom Breakdown)

	Baseline	Actual (Previous)	Actual (Current)	End Target
Value	1.00	4.00	4.00	3.00
Date	22-May-2012	15-Dec-2016	31-May-2017	31-Dec-2018

▲ National action plans developed on gender, communication and climate change - MALI (Number, Custom Breakdown)

	Baseline	Actual (Previous)	Actual (Current)	End Target
Value	1.00	3.00	3.00	3.00
Date	22-May-2012	15-Dec-2016	31-May-2017	31-Dec-2018

► Qualifying criteria met by the NCoS to become RCoE - disaggregated by country (Number, Custom)

	Baseline	Actual (Previous)	Actual (Current)	End Target
Value	0.00	19.00	19.00	27.00
Date	22-May-2012	28-Nov-2016	31-May-2017	31-Dec-2018

▲ Qualifying criteria met by the NCoS to become RCoE - GHANA (Number, Custom Breakdown)

	Baseline	Actual (Previous)	Actual (Current)	End Target
Value	0.00	5.00	5.00	9.00
Date	22-May-2012	28-Nov-2016	31-May-2017	31-Dec-2018


▲ Qualifying criteria met by the NCoS to become RCoE - MALI (Number, Custom Breakdown)

	Baseline	Actual (Previous)	Actual (Current)	End Target
Value	0.00	8.00	8.00	9.00
Date	22-May-2012	28-Nov-2016	31-May-2017	31-Dec-2018

▲ Qualifying criteria met by the NCoS to become RCoE - SENEGAL (Number, Custom Breakdown)

	Baseline	Actual (Previous)	Actual (Current)	End Target
Value	0.00	6.00	6.00	9.00
Date	22-May-2012	28-Nov-2016	31-May-2017	31-Dec-2018

▶ NCoS/RCoE with ISO certificate - disaggregated by country (Yes/No, Custom)

	Baseline	Actual (Previous)	Actual (Current)	End Target
Value	N	N	N	Y
Date	22-May-2012	28-Nov-2016	31-May-2017	31-Dec-2018

▲ NCoS/RCoE with ISO certificate - GHANA (Yes/No, Custom Breakdown)

	Baseline	Actual (Previous)	Actual (Current)	End Target
Value	N	N	N	Y
Date	22-May-2012	28-Nov-2016	31-May-2017	31-Dec-2018


▲ NCoS/RCoE with ISO certificate - MALI (Yes/No, Custom Breakdown)

	Baseline	Actual (Previous)	Actual (Current)	End Target
Value	N	N	N	Y
Date	22-May-2012	28-Nov-2016	31-May-2017	31-Dec-2018

▲ NCoS/RCoE with ISO certificate - SENEGAL (Yes/No, Custom Breakdown)

	Baseline	Actual (Previous)	Actual (Current)	End Target
Value	N	Y	Y	Y
Date	22-May-2012	28-Nov-2016	31-May-2017	31-Dec-2018

▶ Technologies generated by NCoS and demonstrated in at least three ECOWAS countries outside the country of origin - disaggregated by country (Number, Custom)

	Baseline	Actual (Previous)	Actual (Current)	End Target
Value	2.00	20.00	20.00	17.00
Date	22-May-2012	28-Nov-2016	31-May-2017	31-Dec-2018

▲ Technologies generated by NCoS and demonstrated in at least three ECOWAS countries outside the country of origin - Ghana (Number, Custom Breakdown)

	Baseline	Actual (Previous)	Actual (Current)	End Target
Value	0.00	6.00	6.00	6.00
Date	22-May-2012	28-Nov-2016	31-May-2017	31-Dec-2018



▲ Technologies generated by NCoS and demonstrated in at least three ECOWAS countries outside the country of origin - Senegal (Number, Custom Breakdown)

	Baseline	Actual (Previous)	Actual (Current)	End Target
Value	0.00	4.00	5.00	6.00
Date	22-May-2012	28-Nov-2016	31-May-2017	31-Dec-2018

▲ Technologies generated by NCoS and demonstrated in at least three ECOWAS countries outside the country of origin - Mali (Number, Custom Breakdown)

	Baseline	Actual (Previous)	Actual (Current)	End Target
Value	2.00	10.00	10.00	6.00
Date	22-May-2012	28-Nov-2016	31-May-2017	31-Dec-2018

▶ Study sponsorship- desegregated by country and MSc and PHD (Number, Custom)

	Baseline	Actual (Previous)	Actual (Current)	End Target
Value	31.00	505.00	505.00	213.00
Date	22-May-2012	29-Nov-2016	31-May-2017	31-Dec-2018

▲ Study sponsorship - Ghana (Number, Custom Breakdown)

	Baseline	Actual (Previous)	Actual (Current)	End Target
Value	16.00	107.00	107.00	73.00
Date	22-May-2012	29-Nov-2016	31-May-2017	31-Dec-2018



Study sponsorship - Senegal (Number, Custom Breakdown)

	Baseline	Actual (Previous)	Actual (Current)	End Target
Value	9.00	250.00	250.00	70.00
Date	22-May-2012	29-Nov-2016	31-May-2017	31-Dec-2018

Study sponsorship - MALI (Number, Custom Breakdown)

	Baseline	Actual (Previous)	Actual (Current)	End Target
Value	6.00	148.00	148.00	70.00
Date	22-May-2012	29-Nov-2016	31-May-2017	31-Dec-2018

Scientific exchange visits - disaggregated by country (Number, Custom)

	Baseline	Actual (Previous)	Actual (Current)	End Target
Value	18.00	98.00	98.00	86.00
Date	22-May-2012	29-Nov-2016	31-May-2017	31-Dec-2018

Scientific exchange visits - Ghana (Number, Custom Breakdown)

	Baseline	Actual (Previous)	Actual (Current)	End Target
Value	12.00	62.00	62.00	32.00
Date	22-May-2012	29-Nov-2016	31-May-2017	31-Dec-2018



▲ Scientific exchange visits - Senegal (Number, Custom Breakdown)

	Baseline	Actual (Previous)	Actual (Current)	End Target
Value	4.00	20.00	20.00	32.00
Date	22-May-2012	29-Nov-2016	31-May-2017	31-Dec-2018

▲ Scientific exchange visits - MALI (Number, Custom Breakdown)

	Baseline	Actual (Previous)	Actual (Current)	End Target
Value	2.00	16.00	16.00	22.00
Date	22-May-2012	29-Nov-2016	31-May-2017	31-Dec-2018

► Multi-country research proposals financed by the regional CARGS - disaggregated by country - CORAF (Number, Custom)

	Baseline	Actual (Previous)	Actual (Current)	End Target
Value	4.00	7.00	7.00	5.00
Date	22-May-2012	29-Nov-2016	31-May-2017	31-Dec-2018

► National demand-driven research projects financed by the national CARGS - disaggregated by country (Number, Custom)

	Baseline	Actual (Previous)	Actual (Current)	End Target
Value	97.00	206.00	206.00	197.00
Date	22-May-2012	29-Nov-2016	31-May-2017	31-Dec-2018



▲ National demand-driven research projects financed by the national CARGS - Ghana (Number, Custom Breakdown)

	Baseline	Actual (Previous)	Actual (Current)	End Target
Value	30.00	51.00	51.00	65.00
Date	22-May-2012	29-Nov-2016	31-May-2017	31-Dec-2018

▲ National demand-driven research projects financed by the national CARGS - Senegal (Number, Custom Breakdown)

	Baseline	Actual (Previous)	Actual (Current)	End Target
Value	37.00	80.00	80.00	62.00
Date	22-May-2012	29-Nov-2016	31-May-2017	31-Dec-2018

▲ National demand-driven research projects financed by the national CARGS - Mali (Number, Custom Breakdown)

	Baseline	Actual (Previous)	Actual (Current)	End Target
Value	30.00	75.00	75.00	70.00
Date	22-May-2012	29-Nov-2016	31-May-2017	31-Dec-2018

► Demonstration plots established – disaggregated by country (Number, Custom)

	Baseline	Actual (Previous)	Actual (Current)	End Target
Value	8,100.00	74,063.00	74,063.00	80,000.00
Date	22-May-2012	29-Nov-2016	31-May-2017	31-Dec-2018



▲ Demonstration plots established - Ghana (Number, Custom Breakdown)

	Baseline	Actual (Previous)	Actual (Current)	End Target
Value	400.00	21,606.00	21,606.00	25,000.00
Date	22-May-2012	29-Nov-2016	31-May-2017	31-Dec-2018

▲ Demonstration plots established - Senegal (Number, Custom Breakdown)

	Baseline	Actual (Previous)	Actual (Current)	End Target
Value	700.00	2,357.00	2,357.00	20,000.00
Date	22-May-2012	29-Nov-2016	31-May-2017	31-Dec-2018

▲ Demonstration plots established - Mali (Number, Custom Breakdown)

	Baseline	Actual (Previous)	Actual (Current)	End Target
Value	7,000.00	50,100.00	50,100.00	35,000.00
Date	22-May-2012	29-Nov-2016	31-May-2017	31-Dec-2018

▶ Number of technologies demonstrated – disaggregated by country (Number, Custom)

	Baseline	Actual (Previous)	Actual (Current)	End Target
Value	23.00	103.00	103.00	55.00
Date	22-May-2012	29-Nov-2016	31-May-2017	31-Dec-2018



▲ Number of technologies demonstrated - Ghana (Number, Custom Breakdown)

	Baseline	Actual (Previous)	Actual (Current)	End Target
Value	10.00	38.00	38.00	22.00
Date	22-May-2012	29-Nov-2016	31-May-2017	31-Dec-2018

▲ Number of technologies demonstrated - Senegal (Number, Custom Breakdown)

	Baseline	Actual (Previous)	Actual (Current)	End Target
Value	5.00	40.00	40.00	15.00
Date	22-May-2012	29-Nov-2016	31-May-2017	31-Dec-2018

▲ Number of technologies demonstrated - Mali (Number, Custom Breakdown)

	Baseline	Actual (Previous)	Actual (Current)	End Target
Value	8.00	25.00	25.00	18.00
Date	22-May-2012	29-Nov-2016	31-May-2017	31-Dec-2018

▶ Targeted clients (male and female farmers or businesses) satisfied with extension services – disaggregated by country (Percentage, Custom)

	Baseline	Actual (Previous)	Actual (Current)	End Target
Value	0.00	58.50	58.50	70.00
Date	22-May-2012	29-Nov-2016	31-May-2017	31-Dec-2018



▲ Targeted clients (male and female farmers or businesses) satisfied with extension services – Ghana (Percentage, Custom Breakdown)

	Baseline	Actual (Previous)	Actual (Current)	End Target
Value	0.00	70.00	70.00	70.00
Date	22-May-2012	29-Nov-2016	31-May-2017	31-Dec-2018

▲ Targeted clients (male and female farmers or businesses) satisfied with extension services – Mali (Percentage, Custom Breakdown)

	Baseline	Actual (Previous)	Actual (Current)	End Target
Value	0.00	60.00	60.00	70.00
Date	22-May-2012	29-Nov-2016	31-May-2017	31-Dec-2018

▲ Targeted clients (male and female farmers or businesses) satisfied with extension services – Senegal (Percentage, Custom Breakdown)

	Baseline	Actual (Previous)	Actual (Current)	End Target
Value	0.00	45.50	45.50	70.00
Date	22-May-2012	29-Nov-2016	31-May-2017	31-Dec-2018

▶ Certified foundation seeds and improved breed stock produced - Rice (Metric ton, Custom)

	Baseline	Actual (Previous)	Actual (Current)	End Target
Value	736.00	4,600.00	4,600.00	3,500.00
Date	22-May-2012	29-Nov-2016	31-May-2017	31-Dec-2018



► Certified foundation seeds and improved breed stock produced - Maize (Metric ton, Custom)

	Baseline	Actual (Previous)	Actual (Current)	End Target
Value	385.00	6,000.00	6,000.00	3,500.00
Date	22-May-2012	29-Nov-2016	31-May-2017	31-Dec-2018

► Certified foundation seeds and improved breed stock produced - Cassava (Hectare(Ha), Custom)

	Baseline	Actual (Previous)	Actual (Current)	End Target
Value	400.00	4,370.00	4,370.00	3,000.00
Date	22-May-2012	29-Nov-2016	31-May-2017	31-Dec-2018

► Certified foundation seeds and improved breed stock produced - Millet (Metric ton, Custom)

	Baseline	Actual (Previous)	Actual (Current)	End Target
Value	170.00	822.00	822.00	2,000.00
Date	22-May-2012	29-Nov-2016	31-May-2017	31-Dec-2018

► Certified foundation seeds and improved breed stock produced - Sorghum (Metric ton, Custom)

	Baseline	Actual (Previous)	Actual (Current)	End Target
Value	165.00	497.00	497.00	2,000.00
Date	22-May-2012	29-Nov-2016	31-May-2017	31-Dec-2018



► Procurement activities executed in conformity with the timing of the procurement plan - disaggregated by country (Percentage, Custom)

	Baseline	Actual (Previous)	Actual (Current)	End Target
Value	0.00	75.00	75.00	80.00
Date	22-May-2012	29-Nov-2016	31-May-2017	31-Dec-2018

▲ Procurement activities executed in conformity with the timing of procurement plan - Ghana (Percentage, Custom Breakdown)

	Baseline	Actual (Previous)	Actual (Current)	End Target
Value	0.00	90.00	90.00	80.00
Date	22-May-2012	20-May-2016	31-May-2017	31-Dec-2018

▲ Procurement activities executed in conformity with the timing of the procurement plan - Senegal (Percentage, Custom Breakdown)

	Baseline	Actual (Previous)	Actual (Current)	End Target
Value	0.00	55.00	55.00	80.00
Date	22-May-2012	29-Nov-2016	31-May-2017	31-Dec-2018

▲ Procurement activities executed in conformity with the timing of procurement plan - Mali (Percentage, Custom Breakdown)

	Baseline	Actual (Previous)	Actual (Current)	End Target
Value	0.00	79.00	79.00	80.00
Date	22-May-2012	29-Nov-2016	31-May-2017	31-Dec-2018



► Disbursement rate of IDA funds - disaggregated by country (Percentage, Custom)

	Baseline	Actual (Previous)	Actual (Current)	End Target
Value	0.00	67.75	67.75	100.00
Date	22-May-2012	06-Dec-2016	31-May-2017	31-Dec-2018

▲ Disbursement rate of IDA funds -Ghana (Percentage, Custom Breakdown)

	Baseline	Actual (Previous)	Actual (Current)	End Target
Value	0.00	94.99	94.99	100.00
Date	22-May-2012	29-Nov-2016	31-May-2017	31-Dec-2018

▲ Disbursement rate of IDA funds - Senegal (Percentage, Custom Breakdown)

	Baseline	Actual (Previous)	Actual (Current)	End Target
Value	0.00	75.96	75.96	100.00
Date	22-May-2012	28-Nov-2016	31-May-2017	31-Dec-2018

▲ Disbursement rate of IDA funds - MALI (Percentage, Custom Breakdown)

	Baseline	Actual (Previous)	Actual (Current)	End Target
Value	0.00	66.00	66.00	80.00
Date	22-May-2012	29-Nov-2016	31-May-2017	31-Dec-2018







► Subproject granted with environmental management plan that have been implemented effectively - disaggregated by country (Percentage, Custom)

	Baseline	Actual (Previous)	Actual (Current)	End Target
Value	0.00	100.00	100.00	100.00
Date	22-May-2012	29-Nov-2016	31-May-2017	31-Dec-2018

Overall Comments

Data on Financial Performance

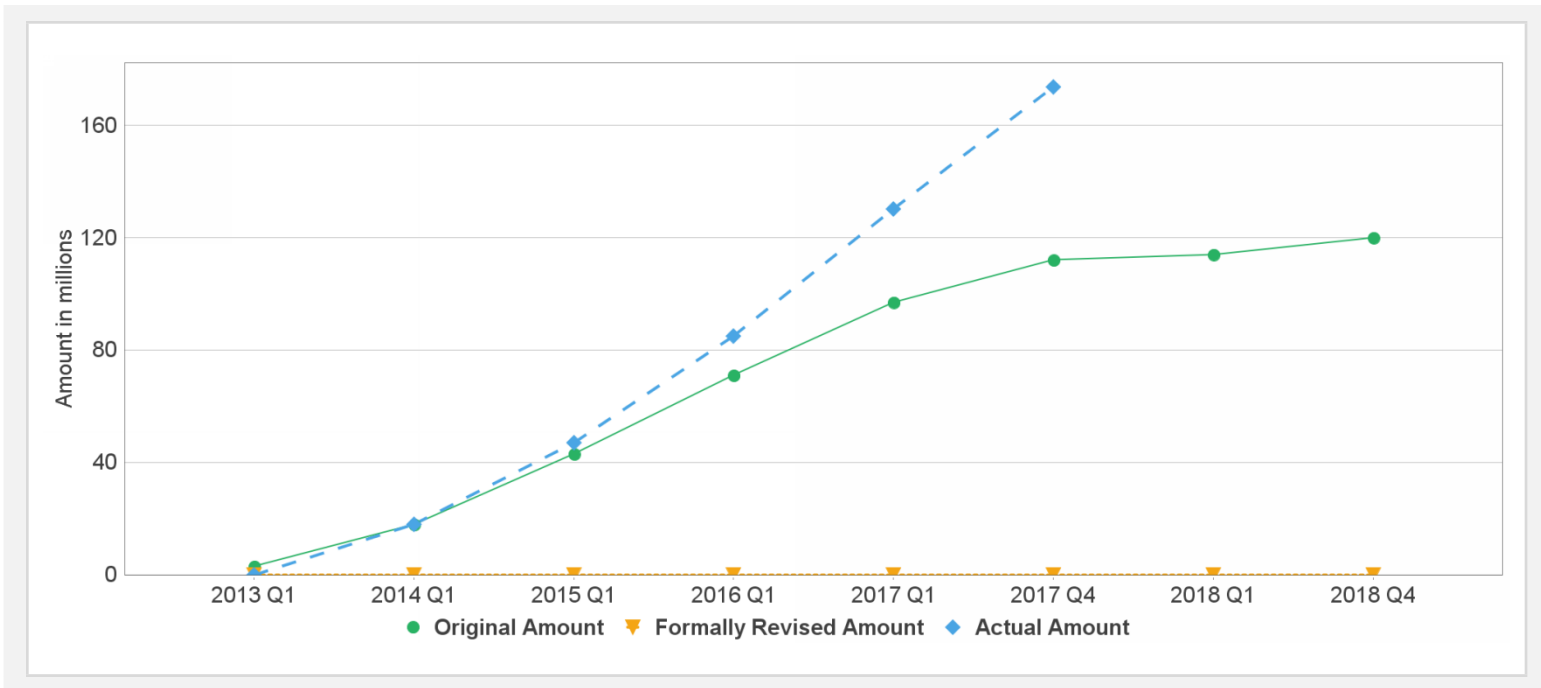
Disbursements (by loan)

Project	Loan/Credit/TF	Status	Currency	Original	Revised	Cancelled	Disbursed	Undisbursed	Disbursed
P129565	IDA-51350	Effective	USD	60.00	60.00	0.00	52.42	2.93	 87%
P129565	IDA-51360	Effective	USD	60.00	60.00	0.00	55.03	1.06	 92%
P129565	IDA-52860	Effective	USD	60.00	60.00	0.00	47.67	8.03	 79%
P129565	IDA-58110	Effective	USD	20.00	20.00	0.00	18.47	1.50	 92%

Key Dates (by loan)

Project	Loan/Credit/TF	Status	Approval Date	Signing Date	Effectiveness Date	Orig. Closing Date	Rev. Closing Date
P129565	IDA-51350	Effective	22-May-2012	24-Aug-2012	20-Dec-2012	31-Dec-2017	31-Dec-2018
P129565	IDA-51360	Effective	22-May-2012	25-Sep-2012	12-Dec-2012	31-Dec-2017	31-Dec-2017
P129565	IDA-52860	Effective	28-Jun-2013	08-Oct-2013	19-Mar-2014	31-Dec-2018	31-Dec-2018
P129565	IDA-58110	Effective	17-May-2016	28-Jun-2016	29-Jul-2016	31-Dec-2018	31-Dec-2018

Cumulative Disbursements



Restructuring History

Level Approved on 09-Mar-2016 ,Level 2 Approved on 27-Jan-2017

Related Project(s)

P145160-Additional Financing-West Africa Agricultural Productivity Program 2A ,P158265-WAAPP -2A - Support to Groundnut Value Chain in Senegal