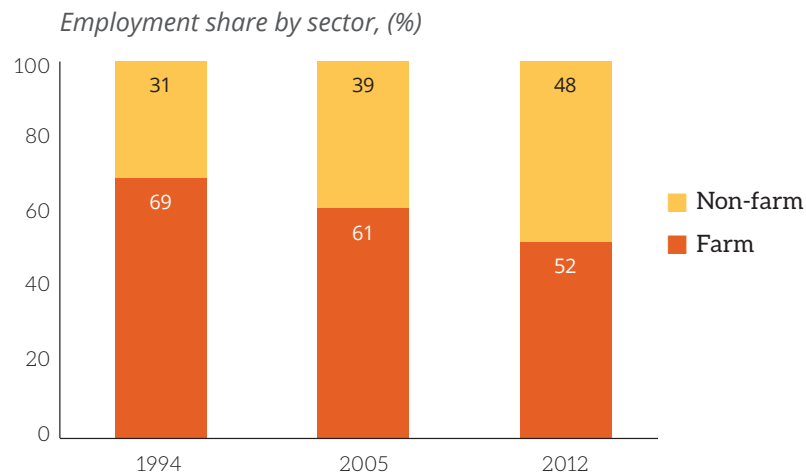


Uttar Pradesh

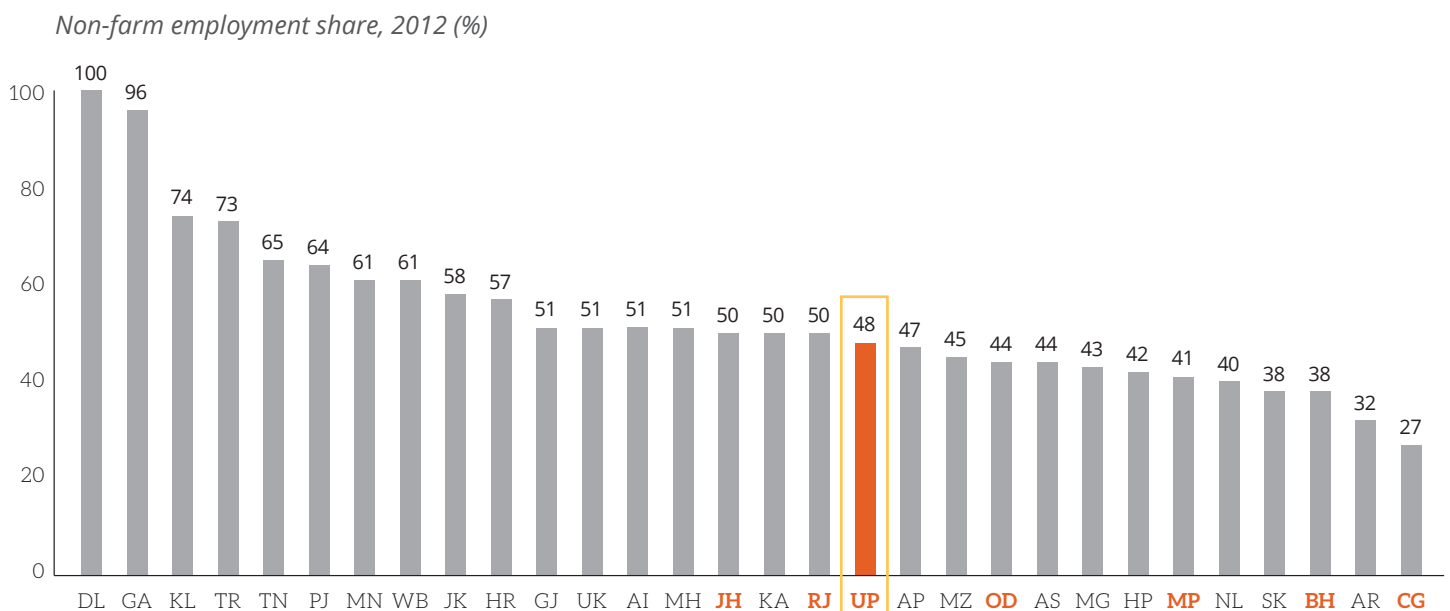
Jobs

People in Uttar Pradesh are increasingly moving off the farm and into other kinds of work. Growth in non-farm jobs has been among the highest in India since 2005, led by construction. Despite this, job creation has failed to keep pace with the expansion of the working age population that is not in school. What's more, a little over half the population is still on the farm. There are very few salaried jobs and job opportunities for women remain limited.

Non-farm employment is increasing in Uttar Pradesh, but half the workforce is still on the farm



Non-farm employment share in Uttar Pradesh is below the national average



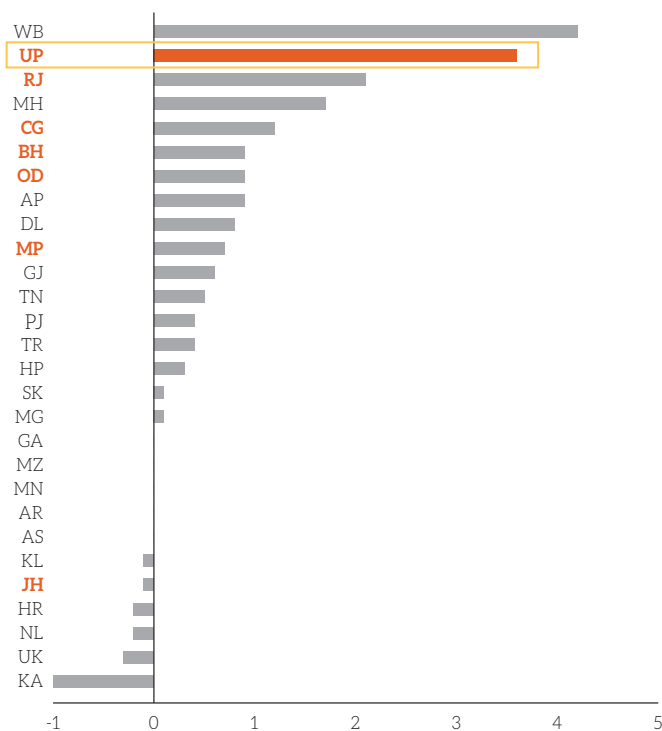
Low Income States are highlighted in orange, AI is All India.

Uttar Pradesh

Jobs

Job growth in Uttar Pradesh was among the highest in India after 2005

Number of jobs added, 2005-2012 (mn)



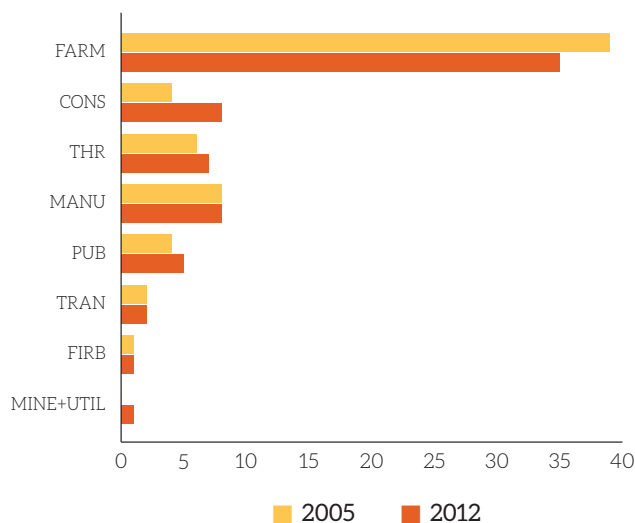
Low Income States are highlighted in orange

Annual job growth, 2005-2012 (%)

WB	1.8
UP	0.8
RJ	1.1
MH	0.5
CG	1.6
BH	0.5
OD	0.7
AP	0.3
DL	2.2
MP	0.4
GJ	0.3
TN	0.2
PJ	0.5
TR	4.4
HP	1.3
SK	3.9
MG	0.7
GA	1.3
MZ	1.1
MN	0.1
AR	-0.1
AS	0.0
KL	-0.1
JH	-0.2
HR	-0.3
NL	-3.6
UK	-1.0
KA	-0.5

Construction led job growth in Uttar Pradesh after 2005

Number of jobs, (mn)



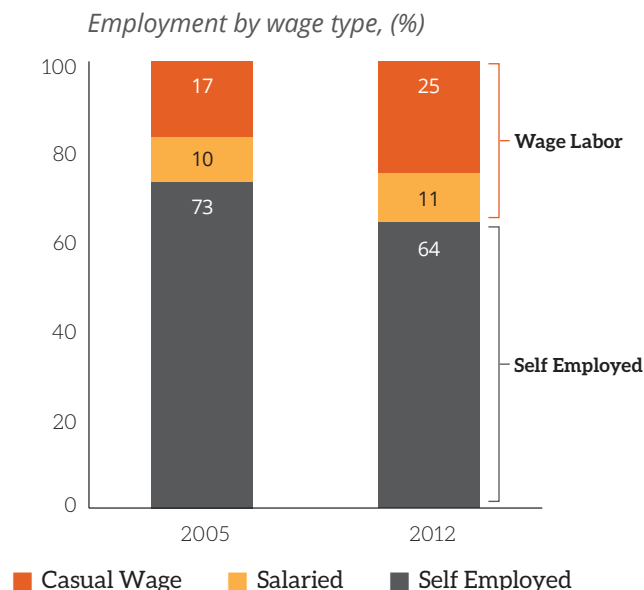
Annual job growth, 2005-2012 (%)

FARM	-1
CONS	13
THR	1
MANU	1
PUB	3
TRAN	0
FIRB	6
MINE+UTIL	16

Uttar Pradesh

Jobs

More wage employment in Uttar Pradesh after 2005, mostly for casual wages



Share of salaried jobs in Uttar Pradesh is among the lowest in the country

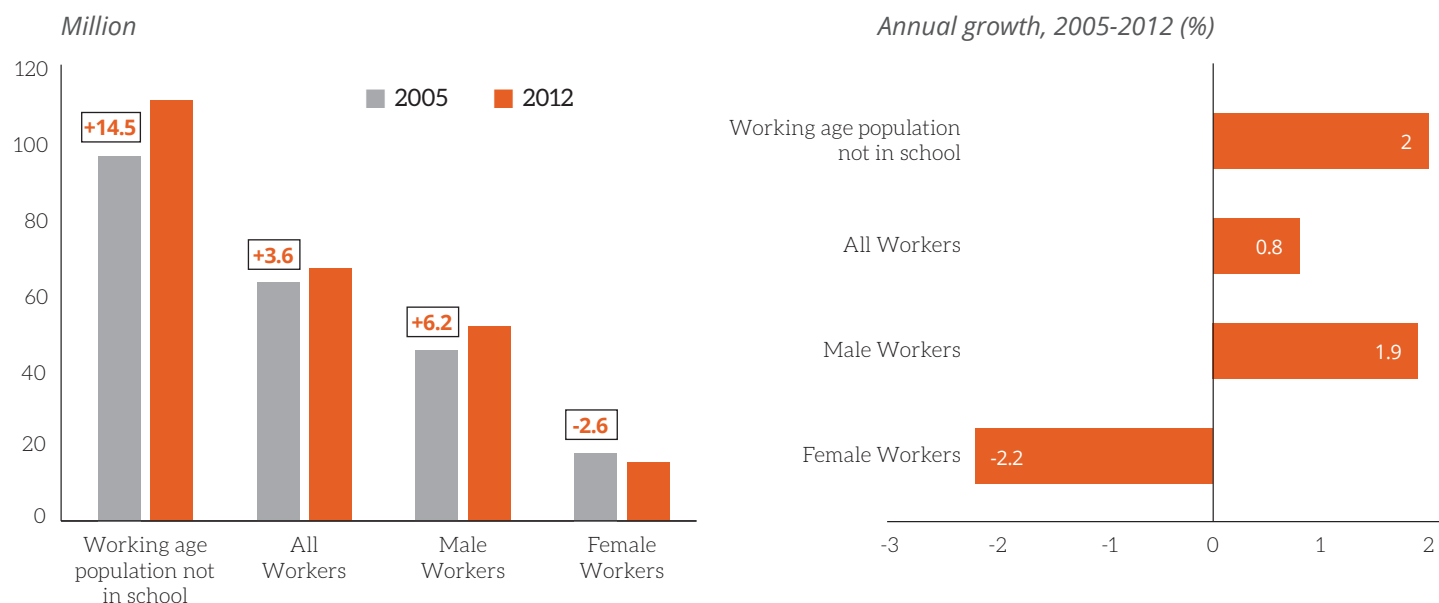


Low Income States are highlighted in orange, AI is All India.

Uttar Pradesh

Jobs

Not enough jobs in Uttar Pradesh for the size of the working age population not in school, particularly for females



Decline in female labor force participation in Uttar Pradesh after 2005, mainly in rural areas

