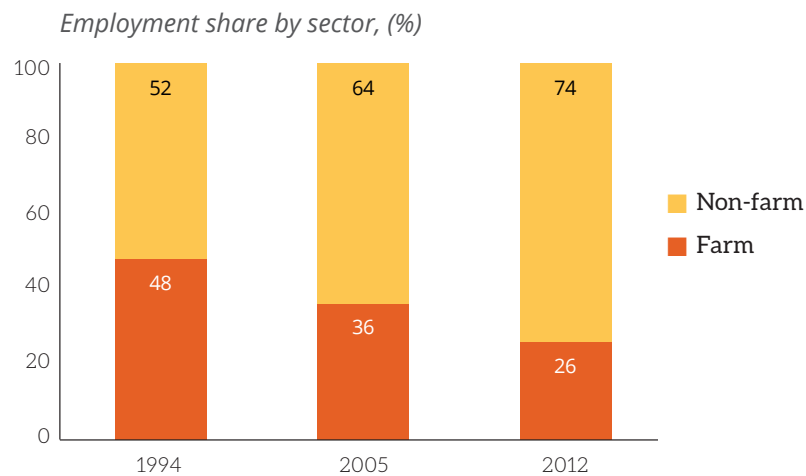


Kerala

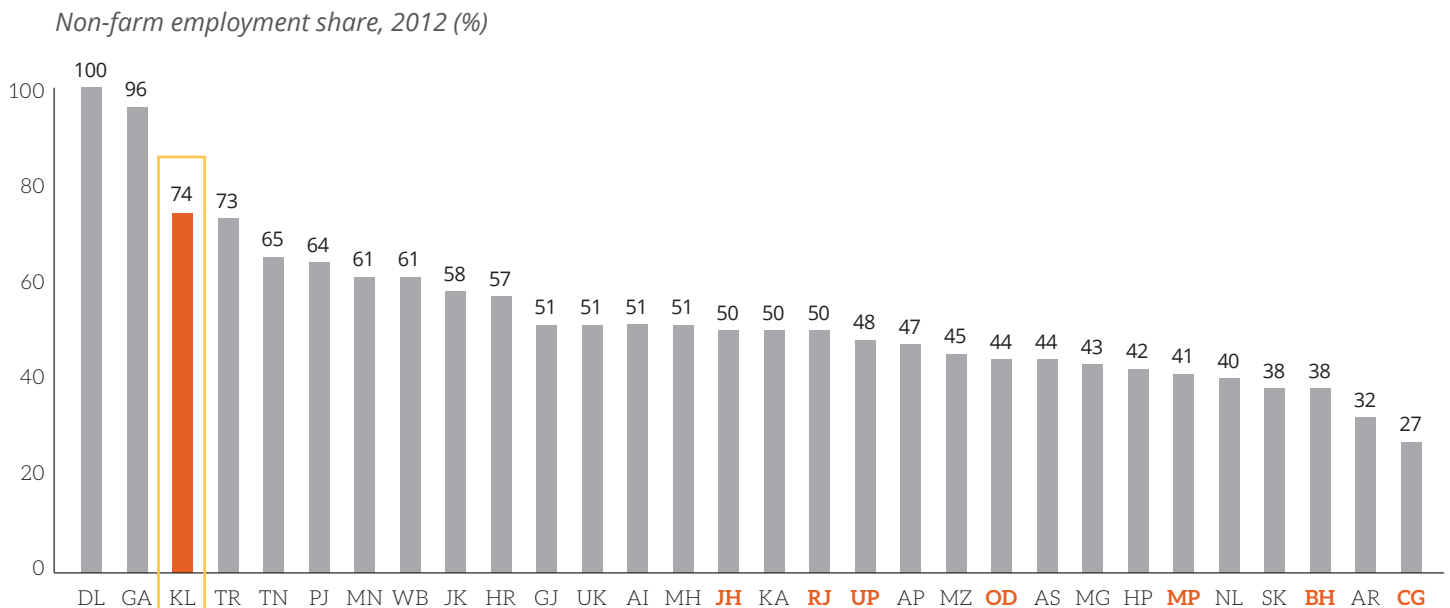
Jobs

Most people in Kerala work off the farm, with nearly two-thirds of the workforce engaged in wage employment. But, many among them earn casual wages. This is not surprising since most of the new jobs created in Kerala were in construction. Still, overall job creation in the state has lagged behind the expansion of the working age population that is not in school. Moreover, Kerala faces a growing deficit of jobs, especially for women, who have withdrawn from the labor force in large numbers.

A large majority of the people in Kerala work off the farm



Kerala's non-farm employment is among the highest in the country



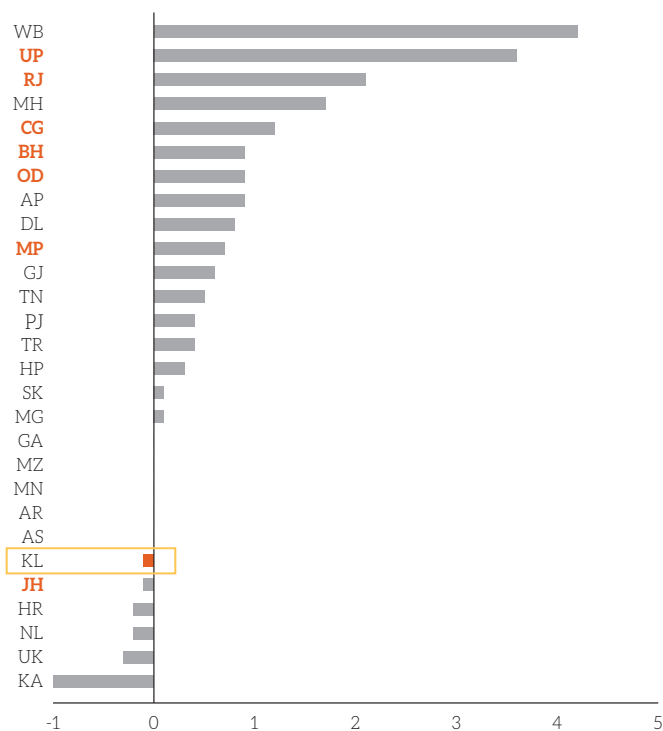
Low Income States are highlighted in orange, AI is All India.

Kerala

Jobs

Little job growth in Kerala after 2005

Number of jobs added, 2005-2012 (mn)



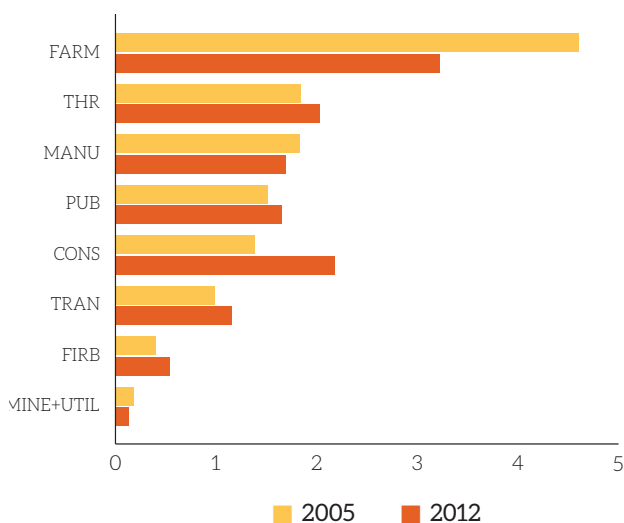
Low Income States are highlighted in orange, AI is All India.

Annual job growth, 2005-2012 (%)

WB	1.8
UP	0.8
RJ	1.1
MH	0.5
CG	1.6
BH	0.5
OD	0.7
AP	0.3
DL	2.2
MP	0.4
GJ	0.3
TN	0.2
PJ	0.5
TR	4.4
HP	1.3
SK	3.9
MG	0.7
GA	1.3
MZ	1.1
MN	0.1
AR	-0.1
AS	0.0
KL	-0.1
JH	-0.2
HR	-0.3
NL	-3.6
UK	-1.0
KA	-0.5

Most new jobs in Kerala after 2005 were created in construction

Number of jobs, (mn)



Annual job growth, 2005-2012 (%)

FARM	-5
THR	1
MANU	-1
PUB	1
CONS	7
TRAN	2
FIRB	4
MINE+UTIL	-4

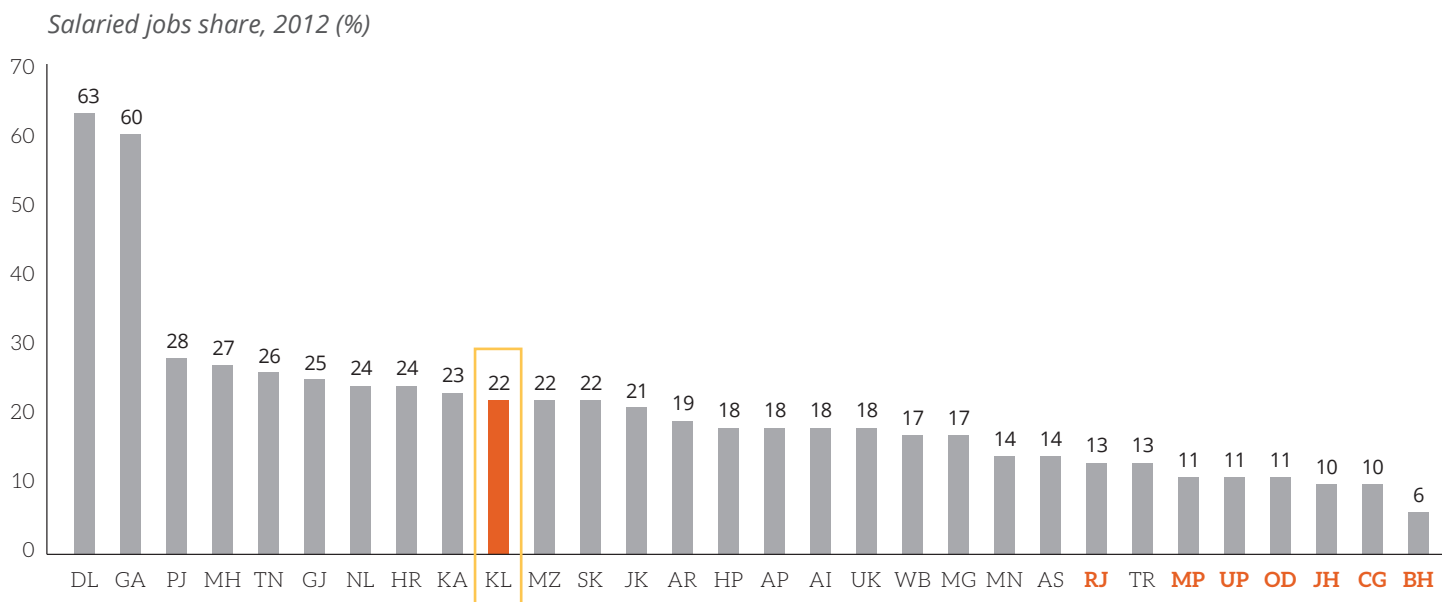
Kerala

Jobs

Wage employment increased in Kerala after 2005



The share of workers with salaried jobs in Kerala is slightly above the national average

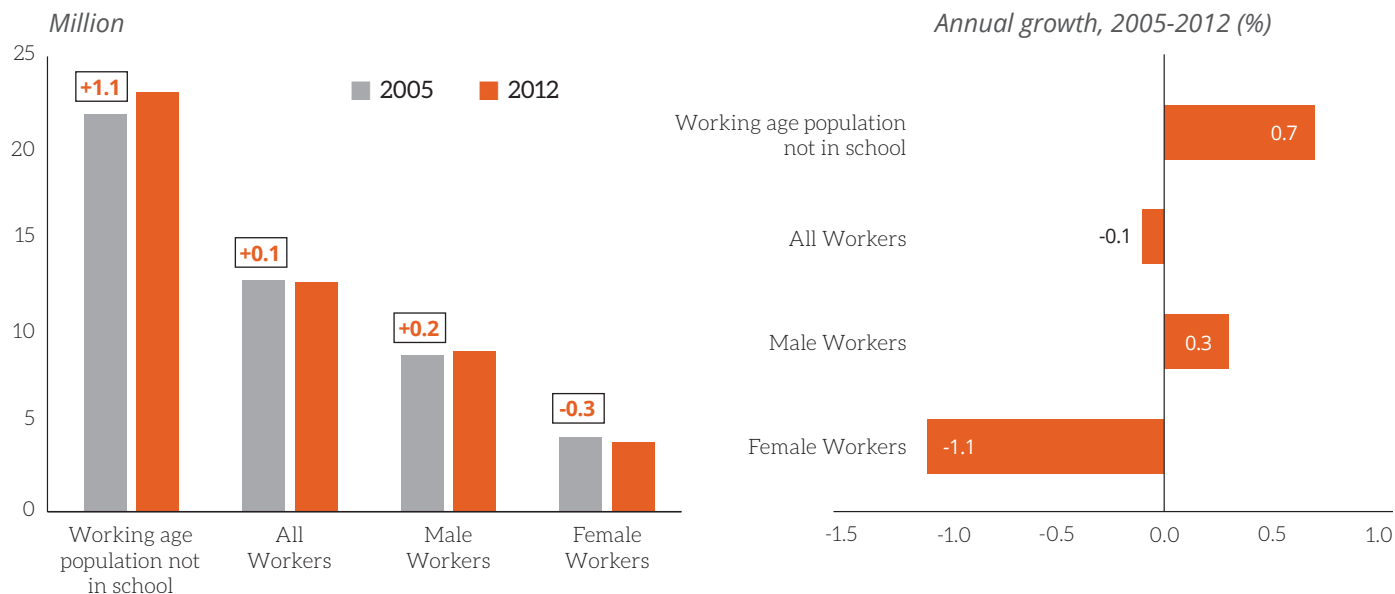


Low Income States are highlighted in orange, AI is All India.

Kerala

Jobs

Not enough jobs for the size of the working age population in Kerala, especially for females



Since 2005, fewer women are participating in the labor force in Kerala

