



## Commercial Agriculture and Value Chain Management Project (P125024)

AFRICA | Gambia, The | Agriculture Global Practice |  
IBRD/IDA | Investment Project Financing | FY 2014 | Seq No: 7 | ARCHIVED on 24-May-2017 | ISR28010 |

Implementing Agencies: Ministry of Agriculture, REPUBLIC OF THE GAMBIA

### Key Dates

#### Key Project Dates

Bank Approval Date:18-Mar-2014

Effectiveness Date:16-Jun-2014

Planned Mid Term Review Date:08-Jun-2017

Actual Mid-Term Review Date:--

Original Closing Date:30-Nov-2019

Revised Closing Date:30-Nov-2019

### Project Development Objectives

Project Development Objective (from Project Appraisal Document)

The Development Objective for the Commercial Agriculture and Value Chain Management Project (GCAV) is to improve productivity and access to market of targeted agricultural commodities for smallholders in the Project Area. To achieve this objective the project will support targeted investments to remove critical constraints, improve productivity and build organizational and institutional capacities, both private and public, along the value chains of the targeted commodities. In particular, the project will: (i) rehabilitate irrigation infrastructure to enhance the resilience of agricultural production systems to climate change-induced weather shocks in selected areas; (ii) rehabilitate/build commercial post-harvest infrastructure to facilitate processing and marketing of agricultural products (iii) support strengthening of the technical, institutional, managerial and marketing capacities of smallholders and their organizations, as well as other stakeholders involved in agricultural production and value chains, to more effectively operate in a market-driven environment; and (iv) provide institutional-strengthening support to improve the governance of Gambia National Agricultural Investment Plan. The selected value chains are rice and horticulture (vegetables), for which accessible markets exist and productivity gains are achievable through adoption of proven technologies.

Has the Project Development Objective been changed since Board Approval of the Project Objective?

No

### Components

Name

Component 1: Support to development of Irrigation and key productive infrastructure:(Cost \$13.56 M)

Component 2: Support to value chain management:(Cost \$3.15 M)

Component 3: Project administration and institution building:(Cost \$2.56 M)

### Overall Ratings

Name	Previous Rating	Current Rating
------	-----------------	----------------



Progress towards achievement of PDO	● Satisfactory	● Satisfactory
Overall Implementation Progress (IP)	● Satisfactory	● Moderately Unsatisfactory
Overall Risk Rating	● Substantial	● Substantial

## Implementation Status and Key Decisions

Overall, the project has continued to make that steady progress towards achieving its development objective. Rehabilitation works under implementation have so far opened up 2,150ha of land for tidal irrigation out of the project target of 2500ha benefiting 1,781 rice growing households in the project areas, recording a total production 1,526.56mt of paddy rice during the period under review. Yields of project beneficiaries have improved, the recorded average yield of 5.08mt/ha surpasses the project target of 4mt/ha. This yield increase can be attributable to the adoption of the Systems of Rice Intensification (SRI) disseminated by the project. Furthermore, capacity building activities in Good Agricultural Practices (GAP) have resulted in increased production and volume of market sales particularly for the women market gardens. Some 21.4 mt of vegetables were sold (89.1% of the 24mt produced) in 2016 by the women from the 3 operating gardens.

Progress is also being made towards addressing bottlenecks in postharvest management, particularly of the mango value chain as two mango processing (pulp/juice and drying). Two processing (pulp/juice and drying) facilities supported under the project have been completed. Test runs of the machinery and product lines are being carried out to put the facilities in readiness for full scale production in the coming season.

The project has so far reached 6495 beneficiaries, 79 percent of which are women.

Notwithstanding, the progress made so far, the thin capacity at the Central Projects Coordination Unit (CPCU) continues to be a concern, in relation to the enormous work demands of GCAV coupled with the fact the CPCU has the mandate to oversee all donor projects in the Ministry of Agriculture. The mission agreed on number of actions (see attached Aide Memoire), but we highlight following actions:

- The Ministry of Agriculture to augment the technical capacity at the CPCU with additional staff with expertise in institutions/agribusiness to link up with the relevant technical units of the Ministry of Agriculture for the effective implementation of the project.
- The Project to institute an in-house contracts management team to provide regular oversight and effective contract management.
- The Project to scale up the dissemination of the Systems of Rice Intensification (SRI) techniques to all the rice growing perimeters and support farmers to adopt this and other good agricultural practices to improve productivity.
- In preparation for the Mid-Term Review (MTR) in June/July 2017, the project team is to assess the impact of the project, at mid-term, and prepare issues paper to guide the MTR. The assessment study is expected to be completed by May 30, 2017

The World Bank Task Team will continue to provide close implementation support, through regular audio/video conference meetings with the project team.







## Risks

### Systematic Operations Risk-rating Tool

Risk Category	Rating at Approval	Previous Rating	Current Rating
Political and Governance	--	● High	● High
Macroeconomic	--	● High	● High
Sector Strategies and Policies	--	● Substantial	● Substantial
Technical Design of Project or Program	--	● Substantial	● Substantial
Institutional Capacity for Implementation and Sustainability	--	● Substantial	● Substantial
Fiduciary	--	● Moderate	● Moderate
Environment and Social	--	● Substantial	● Substantial
Stakeholders	--	● Moderate	● Moderate
Other	--	● Substantial	● Substantial
Overall	--	● Substantial	● Substantial

## Results

### Project Development Objective Indicators

#### ► Increase in production of targeted commodities (irrigated rice, and vegetable) due to project interventions: (Metric ton, Custom)

	Baseline	Actual (Previous)	Actual (Current)	End Target
Value	0.00	5,683.40	5,683.40	120,000.00
Date	01-Jan-2014	07-Oct-2016	07-Oct-2016	30-Jun-2019

#### ▲ Increase in production of rice (Metric ton, Custom Breakdown)

	Baseline	Actual (Previous)	Actual (Current)	End Target
Value	0.00	5,186.00	5,186.00	75,000.00
Date	30-Jun-2014	07-Oct-2016	07-Oct-2016	30-Jun-2017



▲ Increase in vegetables production (Metric ton, Custom Breakdown)

	Baseline	Actual (Previous)	Actual (Current)	End Target
Value	0.00	497.40	497.40	45,000.00
Date	30-Jun-2014	07-Oct-2016	07-Oct-2016	30-Jun-2019

▶ Increase in volume of market sales of target commodities by selected producer organizations supported by the project (Metric ton, Custom)

	Baseline	Actual (Previous)	Actual (Current)	End Target
Value	0.00	462.00	462.00	250.00
Date	01-Jan-2014	31-Mar-2016	31-Mar-2016	30-Jun-2019

▶ Share of production of targeted commodities marketed by participating producers (Percentage, Custom)

	Baseline	Actual (Previous)	Actual (Current)	End Target
Value	0.00	42.00	42.00	60.00
Date	01-Jan-2014	31-Mar-2016	31-Mar-2016	30-Jun-2019

▶ Reduction in postharvest losses from farmers having accessibility to postharvest infrastructure under the project (Percentage, Custom)

	Baseline	Actual (Previous)	Actual (Current)	End Target
Value	30.00	30.00	30.00	5.00
Date	30-Jan-2014	31-Mar-2016	31-Mar-2016	30-Jun-2019

▶ Direct project beneficiaries (Number, Custom)

	Baseline	Actual (Previous)	Actual (Current)	End Target
Value	0.00	6,495.00	6,495.00	60,000.00



Date	30-Jun-2014	07-Oct-2016	07-Oct-2016	30-Jun-2019
------	-------------	-------------	-------------	-------------

#### ▲ Female beneficiaries (Percentage, Custom Supplement)

	Baseline	Actual (Previous)	Actual (Current)	End Target
Value	0.00	78.87	78.87	70.00

#### ▶ Percent of procurement activities executed in conformity with timing of the procurement plan (Percentage, Custom)

	Baseline	Actual (Previous)	Actual (Current)	End Target
Value	0.00	80.00	80.00	80.00
Date	30-Jun-2014	07-Oct-2016	07-Oct-2016	30-Jun-2019

#### Overall Comments

#### Intermediate Results Indicators

##### ▶ Area with improved irrigation and drainage services planned by the project (Hectare(Ha), Custom)

	Baseline	Actual (Previous)	Actual (Current)	End Target
Value	0.00	2,150.00	2,150.00	2,500.00
Date	30-Jun-2014	07-Oct-2016	07-Oct-2016	30-Jun-2019



► Operational water user associations created and/or strengthened (number) (Number, Custom)

	Baseline	Actual (Previous)	Actual (Current)	End Target
Value	0.00	12.00	12.00	15.00
Date	01-Jan-2014	07-Oct-2016	07-Oct-2016	30-Jun-2019

► Network of water users associations created (Number, Custom)

	Baseline	Actual (Previous)	Actual (Current)	End Target
Value	0.00	0.00	0.00	2.00
Date	30-Jun-2014	07-Oct-2016	07-Oct-2016	30-Jun-2019

► Project beneficiary farmers using improved varieties of rice and vegetables (Number, Custom)

	Baseline	Actual (Previous)	Actual (Current)	End Target
Value	0.00	4,913.00	4,913.00	10,000.00
Date	30-Jun-2014	07-Oct-2016	07-Oct-2016	30-Jun-2019

► Farmers trained in good agricultural practices (including System of Rice Intenfication techniques) (Number, Custom)

	Baseline	Actual (Previous)	Actual (Current)	End Target
Value	0.00	793.00	793.00	10,000.00
Date	30-Jun-2014	07-Oct-2016	07-Oct-2016	30-Jun-2019





► Number of processing and marketing facilities constructed/rehabilitated (Number, Custom)

	Baseline	Actual (Previous)	Actual (Current)	End Target
Value	0.00	2.00	2.00	3.00
Date	30-Jun-2014	07-Oct-2016	07-Oct-2016	30-Jun-2019

► Number of new small and medium scale agricultural services enterprises set up through the project (Number, Custom)

	Baseline	Actual (Previous)	Actual (Current)	End Target
Value	0.00	0.00	0.00	60.00
Date	30-Jun-2014	07-Oct-2016	07-Oct-2016	30-Jun-2019

► Number of processing, marketing facilities Constructed/rehabilitated (Number, Custom)

	Baseline	Actual (Previous)	Actual (Current)	End Target
Value	0.00	2.00	2.00	3.00
Date	01-Jan-2014	07-Oct-2016	07-Oct-2016	30-Jun-2019

► Number of FBOs,/Coops/SMEs/WUAs benefiting from capacity building from the project (Number, Custom)

	Baseline	Actual (Previous)	Actual (Current)	End Target
Value	0.00	0.00	0.00	20.00
Date	01-Jan-2014	30-Jan-2015	30-Jan-2015	30-Jun-2019



► Number of female producer groups, cooperatives, and WUAs benefiting from capacity building from the project (Number, Custom)

	Baseline	Actual (Previous)	Actual (Current)	End Target
Value	0.00	141.00	141.00	500.00
Date	30-Jun-2014	07-Oct-2016	07-Oct-2016	30-Jun-2019

► Number of Productive Partnerships created (Number, Custom)

	Baseline	Actual (Previous)	Actual (Current)	End Target
Value	0.00	0.00	0.00	5.00
Date	01-Jan-2014	31-Mar-2016	31-Mar-2016	30-Jun-2019

► Number of market contracts signed between farmers and service providers supported by the project (Number, Custom)

	Baseline	Actual (Previous)	Actual (Current)	End Target
Value	0.00	0.00	0.00	50.00
Date	30-Jun-2014	30-Jan-2015	30-Jan-2015	30-Jun-2019

► Number of entrepreneurs trained in management skills - biz planning, financial management, marketing, disaggregated by value chain (Number, Custom)

	Baseline	Actual (Previous)	Actual (Current)	End Target
Value	0.00	176.00	176.00	350.00
Date	30-Jun-2014	07-Oct-2016	07-Oct-2016	30-Jun-2019



► Increase of household vegetable in-take because of the project (Percentage, Custom)

	Baseline	Actual (Previous)	Actual (Current)	End Target
Value	0.00	0.00	0.00	400.00
Date	30-Jun-2014	30-Jan-2015	30-Jan-2015	30-Jun-2019

► Share of production sold to agribusinesses involved in the project (Percentage, Custom)

	Baseline	Actual (Previous)	Actual (Current)	End Target
Value	0.00	0.00	0.00	60.00
Date	01-Jan-2014	30-Jan-2015	30-Jan-2015	30-Jun-2019

► Value of incremental sales (collected at farm level) by project beneficiaries (Amount(USD), Custom)

	Baseline	Actual (Previous)	Actual (Current)	End Target
Value	0.00	312,000.00	312,000.00	1,200,000.00
Date	01-Jan-2014	31-Mar-2016	31-Mar-2016	30-Jun-2019

► Periodic progress reports and IFRs produced and submitted timely (Percentage, Custom)

	Baseline	Actual (Previous)	Actual (Current)	End Target
Value	0.00	100.00	100.00	100.00
Date	30-Jun-2014	07-Oct-2016	07-Oct-2016	30-Jun-2019



► Level of implementation of annual workplan and budget (Percentage, Custom)

	Baseline	Actual (Previous)	Actual (Current)	End Target
Value	0.00	56.00	56.00	100.00
Date	30-Jun-2014	07-Oct-2016	07-Oct-2016	30-Jun-2019

► Disbursement of IDA funds (Percentage, Custom)

	Baseline	Actual (Previous)	Actual (Current)	End Target
Value	0.00	46.42	46.42	100.00
Date	01-Oct-2013	07-Oct-2016	07-Oct-2016	30-Jun-2019

► Number of public-private investment policy dialogue organized through the project (Number, Custom)

	Baseline	Actual (Previous)	Actual (Current)	End Target
Value	0.00	4.00	4.00	8.00
Date	01-Jan-2014	07-Oct-2016	07-Oct-2016	30-Jun-2019

► Percent of subprojects implemented in conformity with project safeguards frameworks (Percentage, Custom)

	Baseline	Actual (Previous)	Actual (Current)	End Target
Value	0.00	100.00	100.00	100.00
Date	30-Jun-2014	07-Oct-2016	07-Oct-2016	30-Jun-2019





► Monitoring and evaluation system with database functional (Yes/No, Custom)

	Baseline	Actual (Previous)	Actual (Current)	End Target
Value	N	Y	Y	Y
Date	30-Jun-2014	07-Oct-2016	07-Oct-2016	30-Jun-2019

## Overall Comments

## Data on Financial Performance

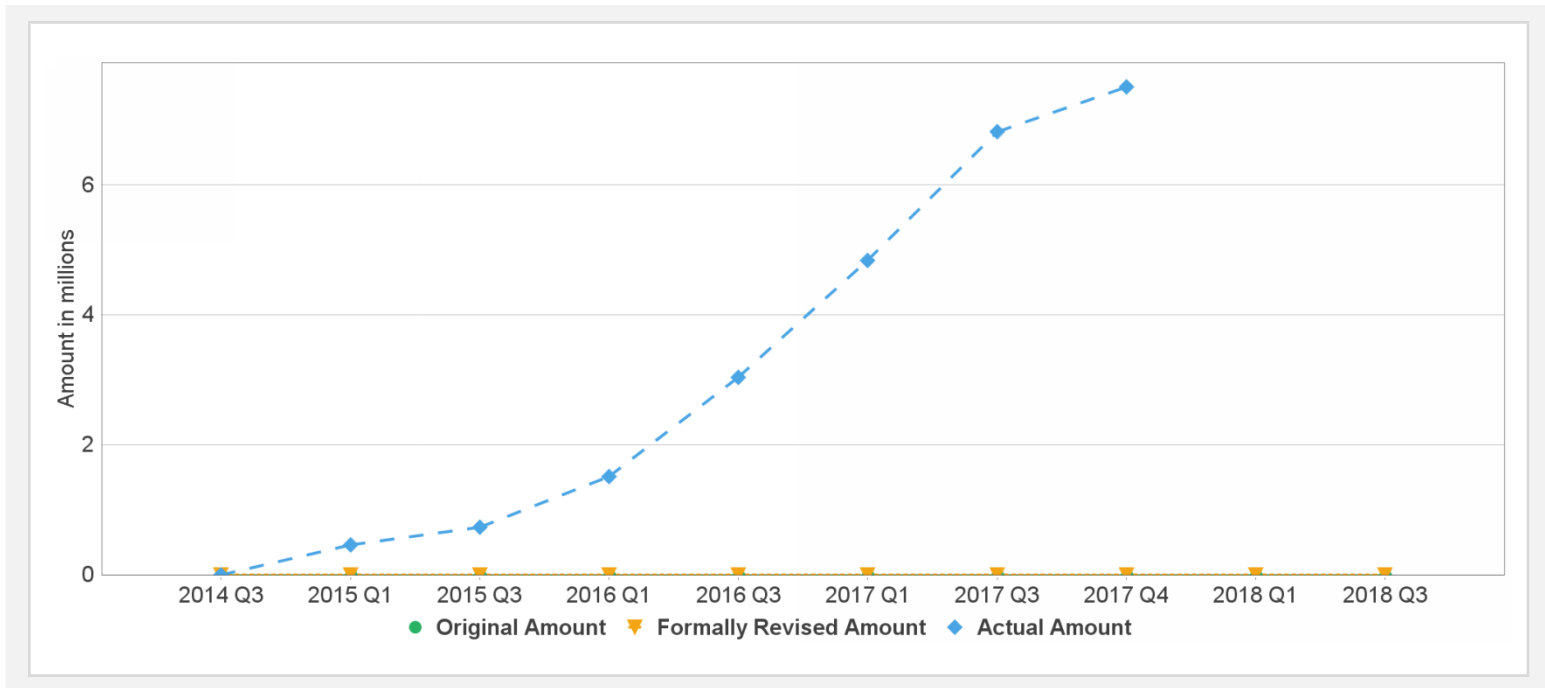
### Disbursements (by loan)

Project	Loan/Credit/TF	Status	Currency	Original	Revised	Cancelled	Disbursed	Undisbursed	Disbursed
P125024	IDA-53990	Effective	XDR	4.70	4.70	0.00	3.48	1.22	 74%
P125024	IDA-H9200	Effective	XDR	5.70	5.70	0.00	4.02	1.68	 71%

### Key Dates (by loan)

Project	Loan/Credit/TF	Status	Approval Date	Signing Date	Effectiveness Date	Orig. Closing Date	Rev. Closing Date
P125024	IDA-53990	Effective	18-Mar-2014	09-Apr-2014	16-Jun-2014	30-Nov-2019	30-Nov-2019
P125024	IDA-H9200	Effective	18-Mar-2014	09-Apr-2014	16-Jun-2014	30-Nov-2019	30-Nov-2019

## Cumulative Disbursements



## Restructuring History

There has been no restructuring to date.

## Related Project(s)

There are no related projects.