

Public Disclosure Authorized

Public Disclosure Authorized

Public Disclosure Authorized

Public Disclosure Authorized

THE COST OF NOT EDUCATING GIRLS

# MISSED OPPORTUNITIES: THE HIGH COST OF NOT EDUCATING GIRLS

QUENTIN WODON, CLAUDIO MONTENEGRO, HOA NGUYEN,  
AND ADENIKE ONAGORUWA  
JULY 2018



# MISSED OPPORTUNITIES: THE HIGH COST OF NOT EDUCATING GIRLS

QUENTIN WODON, CLAUDIO MONTENEGRO, HOA NGUYEN, AND ADENIKE ONAGORUWA

## BACKGROUND TO THE SERIES

This study is part of a series of notes at the World Bank on the potential cost of not educating girls globally. Despite substantial progress over the last two decades, girls still have on average lower levels of educational attainment than boys in many countries, especially at the secondary and tertiary levels. As documented by the World Development Report 2018, when it comes to actual learning, while girls tend to outperform boys in reading, they score lower in math and science tests in many countries. Together with occupational segregation and social norms that discourage women to take full advantage of labor market opportunities, this leads to large gaps in earnings between men and women. In addition, low educational attainment for girls has potential negative impacts on a wide range of other development outcomes not only for the girls themselves, but also for their children, families, communities, and societies. The objective of the series of notes is to document these potential impacts and their economic costs.

Low educational attainment affects girls' life trajectories in many ways. Girls dropping out of school early are more likely to marry or have children early, before they may be physically and emotionally ready to become wives and mothers. This may affect their own health. It may also affect that of their children. For example, children of mothers younger than 18 face higher risks of dying by age five and being malnourished. They may also do poorly in school. Other risks for girls and women associated with a lack of education include intimate partner violence and a lack of decision-making ability in the household.

Through lower expected earnings in adulthood and higher fertility over their lifetime, a lack of education for girls leads to higher rates of poverty for households. This is due to both losses in incomes and higher basic needs from larger household sizes. Data on subjective perceptions also suggest that higher educational attainment is associated with perceptions of higher well-being among women.

Low educational attainment for girls may also weaken solidarity in communities and reduce women's participation in society. Lack of education is associated with a lower proclivity to altruistic behaviors, and it curtails women's voice and agency in the household, at work and in institutions. Fundamentally, a lack of education disempowers women and girls in ways that deprive them of their basic rights.

At the level of countries, a lack of education for girls can lead to substantial losses in national wealth. Human capital wealth is the largest component of the changing wealth of nations, ahead of natural capital (such as oil, minerals, and land) and produced capital (such as factories or infrastructure). By reducing earnings, low educational attainment for girls leads to losses in human capital wealth and thereby in the assets base that enables countries to generate future income. Low educational attainment for girls is also associated with higher population growth given its potential impact on fertility rates. This may prevent some countries from ushering the transition that could generate the demographic dividend. Finally, low educational attainment for girls may lead to less inclusive policy-making and a lower emphasis on public investments in the social sectors. Overall, the message is clear: educating girls is not only the right thing to do. It also makes economic and strategic sense for countries to fulfill their development potential.

## KEY RESULTS

Globally, nine in ten girls complete their primary education, but only three in four complete their lower secondary education. In low income countries, despite progress over the last two decades, less than two thirds of girls complete their primary education today, and only one in three completes lower secondary school. In addition, as documented by the World Development Report 2018, girls just like boys suffer the consequences of a global learning crisis by which too many children in the developing world do not acquire the foundational skills that a functional education system ought to ensure. Girls tend to outperform boys in reading, but they score lower in mathematics and science tests in many countries. While there is no systematic data on socio-emotional skills across countries, education systems that fail to deliver these basic skills are also likely to underperform in nurturing important socio-emotional skills.

More needs to be done to improve educational opportunities for girls, as well as learning while in school. To make the case for such investments, given data constraints, the focus of this study is on the potential impacts and cost of low educational attainment for girls as opposed to lack of learning. Specifically, the study documents associations of low educational attainment for girls with six domains of interest: (1) earnings and standards of living; (2) child marriage and

early childbearing; (3) fertility and population growth; (4) health, nutrition, and well-being; (5) agency and decision-making; and (6) social capital and institutions. Within those domains, more than 50 different outcomes are considered. For most outcomes, estimates of correlations are obtained using household survey data for more than 100 countries, both developed and developing. For some outcomes that may be more relevant for developing countries, results are based on analysis for a core set of 18 developing countries (see Appendix 1).

The goal is that these associations can illustrate the wide-ranging potential impacts and cost of not educating girls, and in this way foster greater policy mobilization towards ensuring that all girls complete secondary school and acquire the foundational skills needed to thrive in the labor market and live more fulfilling lives. While the study pulls together in one place results on potential impacts and costs in many domains, as noted in Box 1, the analysis only provides orders of magnitude of potential impacts and costs, nor precise nor definitive values. In order to materialize the potential economic benefits from expanding girls' education, countries need to make the necessary investments in the inputs required to improve both access and learning, and adopt the policy reforms that can propel the economy to grow and generate jobs for a more educated workforce.



# BOX 1: CONTRIBUTION AND LIMITS OF THE STUDY

This note summarizes findings from a research program at the World Bank to document the potential negative impacts of low educational attainment for girls, and some of the related economic costs. The fact that investing in girls is essential for development is not news. The contribution of this study is to illustrate the potential negative effects of not investing in girls in a slightly more comprehensive way, with more recent survey data, and for a larger set of countries than done so far. By pulling together evidence on the associations between educational attainment for girls and multiple socio-economic domains in many countries, the analysis can help foster greater mobilization towards girls' education.

As with any empirical work of this nature, estimates of potential impacts and costs are subject to two important caveats. First, estimates from available observational data do not permit establishing causal relationships. Thus, when referring to potential 'impacts', the analysis should be taken as only suggestive of what might be achieved with higher educational attainment for girls and women and related policy changes. What is measured are associations between educational attainment and other development outcomes. For several of the outcomes considered, whether these associations reflect casual relationships can be corroborated by evidence from existing empirical studies that are able to more credibly establish causality. But for other outcomes, fewer such studies are available. Second, simulations of the benefits of increasing girls' education obtained from the estimates of potential impacts do not account for broader effects in the economy arising from an expansion in the number of better educated girls or women. The economics literature suggests that these effects can be sizable, particularly lowering the overall returns to schooling in the labor market. Thus, estimates only provide orders of magnitude of potential impacts and costs, not precise values of ultimate potential impacts taking into account general equilibrium effects.

## KEY FINDINGS ACROSS DOMAINS

- Education matters for all children, but especially for girls in some areas: Many of the potential impacts of education on development outcomes apply to both boys and girls. When a child does not finish secondary school, or does not learn what is needed to function productively as an adult, potential costs are high for boys and girls alike in terms of lost earnings. But not educating girls is especially costly in part because of the relationships between educational attainment, child marriage, and early childbearing, and the risks that they entail for young mothers and their children. In addition, occupational segregation by gender between paid and unpaid (housework and care) work, and between types of employment and sectors, also lead to especially high potential costs for girls. Although this is not discussed in this study, it is also worth mentioning that girls and women in contexts of fragility and violence are especially vulnerable to the consequences of low educational attainment.
- While primary schooling is necessary, it is not sufficient: For many indicators, having a primary education does not make a large difference versus having no education at all. The gains associated with educational attainment tend to be substantial only with a secondary education. This is likely in part a reflection of the failure of schools to deliver learning of basic skills in the early grades, thus hindering the progression of girls to higher educational attainment. But the implication is that while primary schooling lays the foundation for future learning, it is essential to enable girls to pursue their education through the secondary level and to ensure that learning occurs in order to reap the benefits from more education.

## KEY FINDINGS BY DOMAIN

- **Earnings and standards of living:** Women with primary education (partial or completed) earn only 14 to 19 percent more than those with no education at all. By contrast, women with secondary education may expect to make almost twice as much, and women with tertiary education almost three times as much as those with no education. Secondary and tertiary education are also associated with higher labor force participation, and especially full-time work. Finally, women with secondary and tertiary education report higher standards of living compared to those with primary education or lower. For example, women with a secondary education are less likely to state that they do not have enough money to buy food versus women with primary education or less.
- **Child marriage and early childbearing:** Each additional year of secondary education is associated with lower risks of marrying as a child and having a child before age 18 by six percentage points on average. If universal secondary education were achieved, child marriage could be virtually eliminated, and the prevalence of early childbearing could be reduced by up to three fourths since early childbearing goes hand in hand with child marriage. This also means that when assessing benefits from educating girls at the secondary level, we should include benefits from reducing child marriage and early childbearing. By contrast, primary education is not associated with lower risks of child marriage and early childbearing in most countries.
- **Fertility and population growth:** Universal secondary education could reduce total fertility by a third in 18 developing countries considered for the analysis. About two thirds of this potential impact could come from education itself, and one third from ending child marriage. Universal secondary education could also lead to an increase in modern contraceptive use of a fourth from the base. If girls were better educated, and if child marriage were to be drastically reduced thanks to universal secondary education, population growth could be reduced substantially, especially in countries that have not yet achieved the demographic transition. This could generate a large demographic dividend. Again, the potential impact of primary education in all these areas is much smaller.
- **Health, nutrition and well-being:** Universal secondary education could increase women's knowledge of HIV/AIDS and their ability to make decision about their own healthcare by one fifth nationally. Women's psychological well-being could also improve and the risk of intimate partner violence could decrease. In countries where potential impacts are statistically significant, universal secondary education for mothers could reduce stunting rates for their children by more than a third. Reductions in under-five mortality of about one fifth versus baseline rates could also be achieved in those countries. With the important exception of under-five mortality, the gains from universal primary education in the area of child health appear once again to be limited.
- **Agency and decision-making:** Achieving universal secondary education could increase by one tenth women's reported ability to make decisions within the household, from baseline values. Women with secondary education report lower satisfaction rates with basic services than women with no education, which may reflect a more realistic assessment of their quality. Finally, having a secondary education is associated with higher birth registration in some countries, although results are not robust across countries. As with the other indicators, while some benefits could result from universal primary education, they would be smaller.
- **Social capital and institutions:** Achieving universal secondary education could enable more women to display altruistic behaviors such as volunteering, donating to charity, and helping strangers, with a change of up to one tenth from baseline values. A secondary education is also associated with a higher likelihood for women of reporting being able to rely on friends when in need and it could affect how women perceive their countries' institutions, although in this specific area more work would be needed to confirm the robustness of those relationships. For this set of indicators, the potential gains from primary versus no education at all cannot be measured given data limitations.

## POTENTIAL ECONOMIC COSTS ASSOCIATED WITH SELECTED DOMAINS

- **Lost human capital wealth due to lower earnings for women:** Lower earnings for women in adulthood due to low educational attainment lead to losses in human capital wealth defined as the present value of the future earnings of the labor force. The loss in human capital wealth incurred today because many adult women did not benefit in their youth from universal secondary education (defined as 12 years of schooling) is estimated to range between US\$ 15 trillion to US\$ 30 trillion globally. The higher estimate is based on current benefits from higher educational attainment. The lower estimate considers a scenario in which the educational expansion could reduce by as much as one half the benefits from higher educational attainment. This could happen if the economy fails to grow at a rate that can generate sufficient jobs to absorb the more educated women entering the labor market, and/or if the educational expansion were to negatively affect education quality due to the lack of adequate investments in inputs required to ensure learning. It should be noted that increases in labor force participation of women out of the labor force are not included in these estimates – only earnings gains for women already working are considered in the analysis. In proportion of baseline human capital wealth values, the losses from low educational attainment are larger in countries with low educational attainment for girls.
- **Lost human capital wealth due to lower earnings for stunted children:** Stunting in early childhood leads to losses in earnings in adult life. Stunting rates could be reduced with universal secondary education for mothers, which could generate gains in human capital wealth. The magnitude of those gains is likely to be smaller than the direct effect on women's earnings, but it is still likely to be substantial.
- **Welfare effects from population growth:** Low educational attainment for girls is associated with higher rates of fertility and population growth. This in turn reduces levels of human capital wealth per

person, especially in low income countries that have high population growth. The gains in human capital per capita that could result from lower population growth with universal secondary education could be initially smaller than those estimated for women's earnings, at more than US\$ 3 trillion in the first year after achieving universal secondary education. These gains could however cumulate over time, rivalling within a decade the losses from women's lower earnings due to low levels of educational attainment.

## SUMMARY OF KEY FINDINGS

The Summary Table below provides the main estimated potential impacts by domain, together with an indication of country coverage for the estimations by distinguishing estimates based on global data from those based on a core set of 18 developing countries (DCs). Potential impacts are summarized by showing gains from a secondary education in comparison to no education at all. In most cases, potential impacts are estimated for the completion of secondary school, but in some cases the potential impacts are for both partial and completed secondary school combined. In virtually all cases, estimates of the potential impacts of low educational attainment for girls – or equivalently of gains associated with higher educational attainment as captured by secondary education, are large. As documented in more detailed in the study, most gains are associated with secondary as opposed to primary education. It should again be emphasized that what is measured is associations, not necessarily causal impacts. In addition, for some indicators, especially in the case of agency and decision-making, and social capital and institutions, the data often pertain to reported behaviors and perceptions, thereby making interpretation more tentative.

Finally, the Table also summarizes the two potential impacts for which a monetary cost is provided. The potential costs run in the tens of trillions of dollars. The estimates are only orders of magnitude since they depend on models and assumptions, but they demonstrate that the potential cost of not educating girls is very high for the girls and societies overall.

## Summary Table: Selected Potential Benefits from Ensuring a Secondary Education for Girls

Domain	Coverage	Estimated Potential Impacts
Earnings and standards of living	Global	Doubling of expected earnings in adulthood
	Global	Increase in labor force participation by one tenth
	Global	Gain in perceptions of standards of living of up to one tenth
Child marriage and early childbearing	DCs	Virtual elimination of child marriage
	DCs	Reduction in early childbearing by up to three fourths
Fertility and population growth	DCs	Reduction in total fertility by one third
	DCs	Increase in contraceptive use by one fourth
	Global	Reduction in global population growth by 0.3 point
Health, nutrition and well-being	DCs	Increase in women's knowledge of HIV/AIDS by one fifth
	DCs	Increase in women's decision-making ability for health by one fifth
	Global	Increase in women's psychological well-being
	DCs	Reduction in under-five mortality rate by up a fifth
	DCs	Reduction in under-five stunting rate by more than a third
Agency and decision-making	DCs	Women more likely to exercise decision-making in the household
	Global	Women possibly more likely to better assess quality of basic services
	DCs	Increase in likelihood of birth registration by one fifth
Social capital and institutions	Global	Women more likely to report altruistic behaviors
	Global	Women more likely to report ability to rely on friends when in need
	Global	Women possibly more likely to better assess institutions and leaders
Potential economic costs	Global	Loss in human capital wealth from US\$ 15 trillion to US\$ 30 trillion
	Global	Benefit from reduced population growth of more than US\$ 3 trillion in first year after universal secondary completion, cumulative over time

Source: Authors.

Note: DCs = Developing countries.

To conclude, low educational attainment for girls can have pervasive potential impacts ranging from lower earnings and standards of living to lower psychological well-being and agency for girls and women. Possibly in part because educational investments at the secondary level provide an option value to continue investing to acquire further skills later in life, the benefits from education are much larger at the secondary than at the primary level. Countries need to

ensure that all girls can go to school and acquire foundational cognitive and socio-emotional skills while in school. While the public and private cost of providing universal quality primary and secondary education for all girls could be far from negligible, the potential returns to this investment could be much larger. Increasing investments in girls' education makes economic sense. It is also the right thing to do.

## INTRODUCTION

Globally, according to data for 2016 from the World Bank's World Development Indicators, nine in ten girls (89.3 percent) complete their primary education, but only three in four (77.1 percent) complete their lower secondary education. In low income countries, the situation is much worse. Less than two thirds of girls (65.0 percent) complete their primary education, and only one in three (34.4 percent) completes lower secondary school. The fourth Sustainable Development Goal is to ensure inclusive and equitable quality education and promote lifelong learning opportunities for all. The first target under this goal is to ensure that by 2030 all girls and boys complete free, equitable and quality primary and secondary education leading to relevant and effective learning outcomes. At current rates of progress, many countries are unlikely to achieve this target. More needs to be done to improve educational attainment and learning for all children, boys and girls alike. At the same time, a special focus needs to be placed on girls who remain at a disadvantage versus boys in many countries, especially at the secondary level.

The lack of educational attainment and learning for girls has multiple negative potential effects throughout their lifetime not only for themselves, but also for their children and households, their communities, and societies or countries. This note summarizes findings from a research program at the World Bank to document the potential negative impacts of low educational attainment for girls, and some of the economic costs associated with those potential impacts. The fact that investing in girls is smart economics is not news. The point was made in the World Development Report on gender (World Bank, 2012) and in many other studies before that (see for example World Bank, 2001). The contribution of this study is to document the potential negative effects of not investing in girls in perhaps a slightly more comprehensive way and with more recent survey data than has been done so far. The hope is that by illustrating the wide-ranging potential impacts and costs of not educating girls, the analysis will foster even greater policy mobilization towards improving education opportunities for girls.

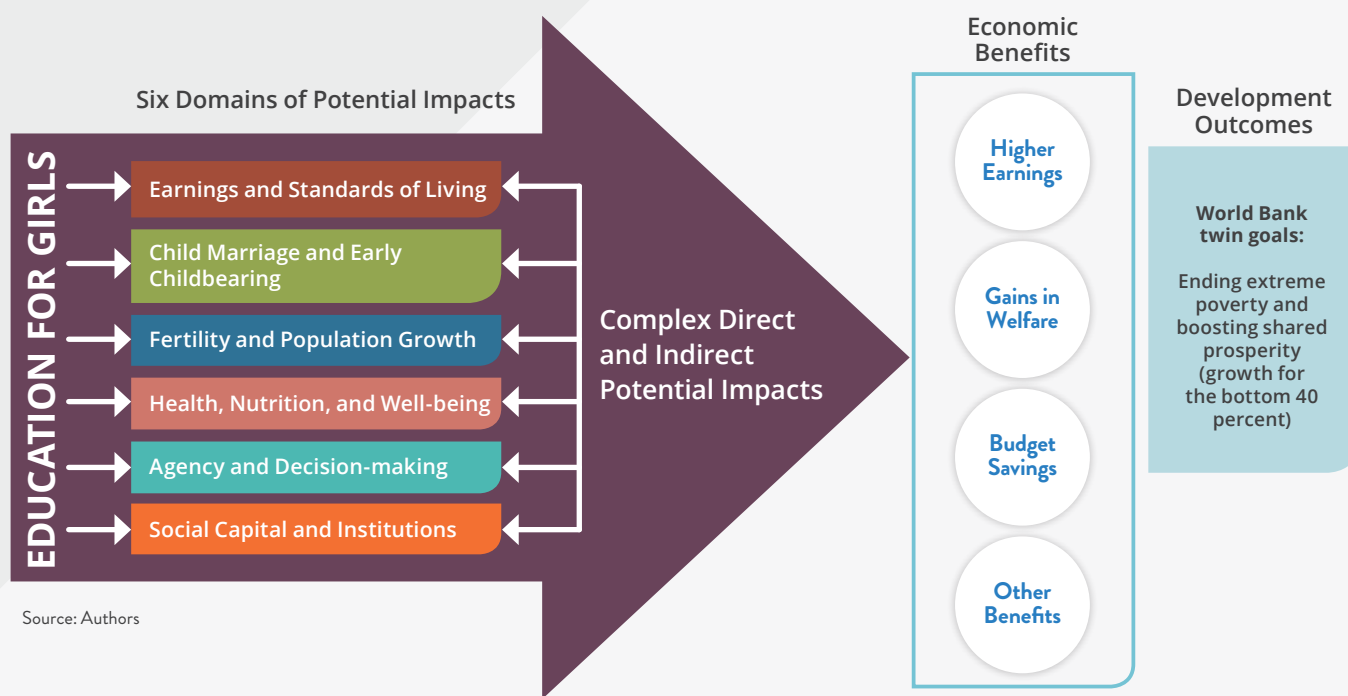


The framework that guides the analysis is provided in Figure 1. It builds on three recent studies at the World Bank. The first study focused on the economic impacts of child marriage and was implemented jointly with the International Center for Research on Women (Wodon et al., 2017). The other two studies provided an analysis of the changing wealth of nations (Lange et al., 2018) and an estimation of the global cost of gender inequality in earnings (Wodon and de la Brière, 2018). Building on past work, six domains of potential impacts of girls' education are considered: (1) earnings and standards of living; (2) child marriage and early childbearing; (3) fertility and population growth; (4) health, nutrition, and well-being; (5) agency and decision-making; and (6) social capital and institutions. The potential impacts of not educating girls in these domains are estimated using regression analysis and a wide range of datasets (see Appendix 1 for a description of the main datasets and an outline of the methodology). While

the six domains of potential impacts are related to each other in various ways as noted in Box 2, for simplicity key findings are presented in this study sequentially for each domain considered individually.

More than 50 different indicators or outcomes of interest are used for assessing the potential impacts of not educating girls. Some indicators are objective measures. Examples include total fertility rates, women's earnings, rates of under-five mortality and stunting, and altruistic behaviors. Other indicators are perceptions-based, as is the case with perceptions of standards of living, psychological well-being, institutions, and national leaders. While not all indicators may be equally important for development, poverty reduction, and shared prosperity, conducting analysis for a large set of indicators helps to convey the fact that the consequences of not educating girls are truly pervasive and wide-ranging.

Figure 1: Conceptual Framework



Source: Authors



## BOX 2: INTERDEPENDENCE BETWEEN DOMAINS AND BENEFITS FROM QUALITATIVE DATA

For simplicity, findings on the potential impacts of low educational attainment for girls are presented in this study for each domain of potential impact separately. Yet in practice, the various domains are interdependent. To illustrate how this is the case, consider a simple life cycle approach, whereby stages in the life of girls are considered. Social norms may contribute to disadvantage for girls early on, but they emerge in full force in adolescence when in many contexts, girls may have to get married as children if they drop out of school. This contributes to early childbearing and higher total fertility over their lifetime. In turn, having many children may affect women's ability to participate in the labor market in adulthood, and low educational attainment reduces their earnings when working. This may affect decision-making ability within the household, voice, and social capital throughout women's life. Finally, early childbearing, high fertility rate, and income losses also have intergenerational effects, contributing among others to higher risks of child mortality and malnutrition for children of poorly educated mothers.

The challenges and obstacles faced by girls and women with low educational attainment are multifaceted. They reinforce each other, leading to a diminished ability to break away from patterns of disadvantages. In this study, the focus is on quantitative analysis to estimate the potential impacts and cost of not educating girls. In some cases, interdependence between domains is explicitly considered. This is the case when considering the potential combined impacts of both low educational attainment and child marriage on other outcomes. But there are limits to the extent to which the interdependence between domains can be considered without making the quantitative analysis overly complex.

Qualitative data and narratives are another way to illustrate interdependence between domains. For this reason, selected quotes from qualitative data collected as part of the work program of which this study is part, as well as quotes from a few other existing studies, are provided. The number of such quotes is however kept quite small in part for space reasons (to keep the study relatively short), but also because this is not the main focus and contribution of the study. While those few quotes do not do justice to the richness of qualitative work being done on the consequences of low educational attainment, it is hoped that they illustrate concretely the hardship faced by girls and women when they drop out of school.

The term ‘cost’ in ‘the cost of not educating girls’ is to be understood in a broad sense. For example, as shown in this study, women with low levels of educational attainment are more likely on average to suffer from feelings of pain, worry, sadness, stress, and anger after controlling for many other factors that could be correlated with these perceptions. This is a true cost associated with low educational attainment even if no monetary value for this cost is provided. These non-monetary costs should not be underestimated when considering programs and policies in various areas. But in addition, we also compute monetary or economic costs for some potential impacts of not educating girls. This is done only for potential impacts on earnings and population growth because of the data and assumptions needed to compute such costs with some level of accuracy.

Conceptually, at least four main types of benefits or costs could be considered: (i) higher earnings; (ii) higher welfare due to lower population growth; (iii) budget savings (or costs); and (iv) other benefits, including in terms of individual feelings and perceptions, as just mentioned. In this study, monetary costs are estimated for the two first categories only – higher earnings for women in adulthood, and higher welfare due to lower population growth. On budget savings and costs, additional work would be required to estimate net potential effects, but the study notes that while providing better education opportunities for girls (and boys) would have a cost, it may also lead in certain areas to budget savings, among others for the provision of basic services thanks to lower population growth. In Figure 1, the framework is presented in terms of the benefits from girls’ education. In this note, we will in most cases use the language of costs associated with low educational attainment, but the approach is essentially the same.

Finally, educating girls has implications not only for individuals and households, but also for nations and the world. By raising standards of living through higher earnings and lower population growth, educating girls would lead to reductions in poverty. Furthermore, since girls and women from lower socio-economic backgrounds are the most affected by low levels of educational attainment, educating girls would also contribute to boosting shared prosperity, defined as achieving higher rates of income growth for the bottom 40 percent of the population in terms of socio-economic conditions.

The estimation of the potential impacts of low educational attainment for girls is based on regression analysis and is subject to two important caveats. First, estimates from

available observational data do not permit establishing causal relationships. Thus, when referring to potential ‘impacts’, the analysis should be taken as only suggestive of what could be achieved with higher educational attainment for girls and women and related policy changes. For several of the outcomes considered, the magnitude of the potential effects could be corroborated by evidence from existing empirical studies that are able to more credibly established causal relationships. But for other outcomes, fewer such studies are available. Second, simulations obtained from the estimates of potential impacts do not account for broader effects in the economy arising from an expansion in the number of better educated girls or women. The latter could happen if the economy fails to grow at a rate that can generate sufficient jobs to absorb the more educated women entering the labor market, and/or if the educational expansion were to negatively affect education quality due to the lack of adequate investments in inputs required to ensure learning. Thus, estimates only provide orders of magnitude of potential impacts and costs, not precise or definitive values of ultimate effects.

One last caveat to the analysis must be mentioned. This study focuses on the potential impacts of low educational attainment as opposed to lack of learning on a range of development outcomes for girls and women. This focus is driven by data limitations. Apart from improving educational attainment, there is an urgent need to improve learning in school, as noted by the World Development Report 2018. Ideally, the analysis should cover not only educational attainment, but also how much girls learn in schools, and whether they acquire the skills – cognitive and non-cognitive – that they will need throughout their life. Unfortunately, data sources for conducting such work remain limited, and available only for a handful of countries. Because the focus of this study is global in nature, the analysis focuses on the potential negative impact of a lack of educational attainment, leaving the issue of insufficient learning and skills for future work, even though lack of learning in school is one of the reasons why girls drop out of school (see Box 3).

In what follows, the analysis of the potential impacts of girls’ educational attainment on development outcomes is first presented according to the six domains highlighted in Figure 1. Thereafter, estimates of a few monetary costs are provided for some of these potential impacts. The study provides global results from the analysis for multiple domains. More details on regional findings and methodological approaches by domain or sub-domain will be made available separately.

## BOX 3: WHY DO GIRLS DROP OUT OF SCHOOL?

This study is about the potential impacts of low educational attainment for girls, not the reasons why girls drop out of school prematurely. It is useful to note however that these reasons are multiple. When parents are asked in surveys why their daughters dropped out of school, issues related to the cost of schooling (which comprises both out-of-pocket and opportunity costs), early marriages and pregnancies, a lack of learning while in school, and a lack of interest in remaining in school often come up. In some countries, some factors play a larger role, while in other countries, other factors may be more prominent. But in many countries, even if this may not appear explicitly in survey responses by parents on reasons for girls dropping out, social norms and gender roles also affect the ability of girls to remain in school. This emerges clearly from qualitative work. In the case of Niger for example, ethnographic work suggest that six main obstacles lead most girls to not pursue their education beyond the primary level.

1. Poor learning outcomes and cost. Rural government schools are so poor in quality and resources that many children graduate from primary school without learning to read. The schools do not charge tuition, but parents complain that the cost of uniforms, guard fees, transport, lunches and the opportunity costs of losing their daughters' labor are hardly worth the poor learning outcomes they see.

2. Failure at examinations. Students can only take the primary school completion exam twice. If they fail, they are ineligible to continue in public education. When girls fail examinations, parents say that they have little choice but to begin looking for a suitable suitor which their daughter could marry.

3. Lack of nearby secondary schools. Few rural communities have their own secondary school and there are few boarding schools serving communities. Parents must send their children to nearby towns and cover the costs of transportation and room and board. Students stay with relatives or contacts and parents are reluctant to leave their daughters without what they consider proper oversight.

4. Forced withdrawal of married adolescents. Once a girl is married, she is likely to be expelled from school. Husbands show little interest in supporting their adolescent wife's education especially if they must enroll in a private school. This is an expense that they cannot afford. Conversely, the fear of not being allowed to withdraw their daughters from school for marriage is a complaint of some parents.

5. Never enrolling in school or enrolling too late. Some families never enroll girls in school, perhaps in part because parents had no educational opportunities themselves. In some cases, teachers may refuse to enroll children that are considered too old to start primary school.

6. Influence of relatives and demands on first daughters. Extended family members may influence parents on the value of educating girls, not always with positive outcomes. Schooling decisions may also depend on household composition and the activities of other children. Being the first daughter lessens a girl's chances of going to school as they are expected to help their mother at home during the day.

While finding solutions to keep girls in school and enabling them to learn while in school is necessarily context-specific, the literature suggests that various types of interventions and policies can work. These interventions are only discussed briefly in the conclusion to the study, but not in-depth here as this topic is the focus of separate work being conducted by the Education Global Practice at the World Bank.

Source: Adapted from Perlman et al. (2018a, 2018b).

# DOMAIN 1: EARNINGS AND STANDARDS OF LIVING

## EARNINGS

The benefits from work in a person's life go well beyond earnings, but earnings are crucial for standards of living and for measuring the potential cost of not educating girls. There is a large literature on the potential impact of educational attainment on earnings that applies to boys and girls alike (see Psacharopoulos and Patrinos, 2018, for a recent review). The benefits from educational attainment are typically measured through regression analysis whereby the potential effect on earnings of educational attainment and experience is estimated. In some models, the focus is the correlation between years of schooling and earnings, and the implicit gain associated with each additional year of schooling. Other models look at the potential impact on earnings of different levels of schooling, such as having a primary, secondary, or tertiary education. Apart from educational attainment, whether measured through years of schooling or in levels, the models may also control for other variables that may affect earnings.

For this study, we provide estimates of the potential impact of educational attainment on earnings using a large database of household and labor surveys available at the World Bank (see Appendix 1 on data sources). Models with years of education as well as educational attainment in levels are considered. When educational attainment is measured in levels, all individuals with some primary education or primary education completed but no education at a higher level are combined in a single category for primary education. The same is done for secondary and tertiary education. In other words, we do not distinguish whether individuals have completed or not a specific cycle of study. This is done due to data limitations and comparability issues between countries, and the fact that the analysis is conducted for up to 126 different countries depending on the model used. When doing work for a single country or a few countries, it is easier and good practice to disaggregate levels of education further (this is what we do in the analysis of Demographic and Health Surveys for this study, as will be shown below).

To test for robustness, we estimate models for men and women together, and only for women. We also estimate

models with and without additional controls apart from educational attainment and experience. The additional controls considered for this study are location (urban versus rural) and sector of activity (agriculture, industry, services, and others). These additional controls are limited due to the need to keep comparability across datasets between countries. While estimates obtained with these additional controls are not necessarily superior to those without them, the availability of both types of estimates provides a useful robustness tests for the magnitude of the gains from education.

Table 1 provides the main results when only women are included in the sample. Results with both women and men included in the regression analysis were also obtained, but for this study the gains for the women sample are the most relevant. Average gains from educational attainment are computed treating all countries equally. In other words, a small country has the same weight as a large one, and poor and rich countries are also treated equally. The model with the years of education suggests that each year of additional education is associated with an expected increase in earnings of 11.7 percent when no additional controls are included, and 11.1 percent with controls for location and sector of activity. The estimates are similar to those obtained previously with the same data (Patrinos and Montenegro, 2014), albeit a bit higher than typically observed in the literature. Although this is not shown in the Table, in general across countries the potential impacts of education are slightly higher for women only than for women and men together. This may be in part because the point of comparison – women with no education at all – have low earnings, so gains in percentage terms are computed from a low base.

The earnings gain per additional year of education for women is large, but the estimation with the years of education implicitly assumes that all years of education have the same market value. As shown in Table 1, the estimates with educational attainment in levels suggest that this is not the case. For women with primary education (partial or completed), the average expected gain in earnings versus no education is only 19.3 percent when no additional controls are included, and 14.4 percent with additional controls. By contrast, as shown in Figure 2, for women with secondary education, the average gain is much larger at 96.6 percent with no additional controls and 78.4 percent with additional controls. Finally, for women with tertiary education, the average gain is at 323.4 percent without additional controls and 270.2 percent with additional controls. Clearly, women

with primary education earn only marginally more than those with no education, while women with secondary education could expect to make almost twice as much as those with no education, and women with tertiary education almost four times as much.

Why are the gains from primary education so small? Both demand and supply factors may be at work. On the demand side, employers may require workers to have skills that a primary education does not provide. On the

supply side, workers with primary education may not have the skills that they should have, such as basic literacy and numeracy given the failure of education systems in the developing world to ensure these foundational skills. As noted in the most recent World Development Report (World Bank, 2018), education systems especially in developing countries are witnessing a learning crisis whereby enrollment and attendance in school do not ensure that sufficient learning is taking place.

**Table 1: Potential Impact of Educational Attainment on Earnings for Women**

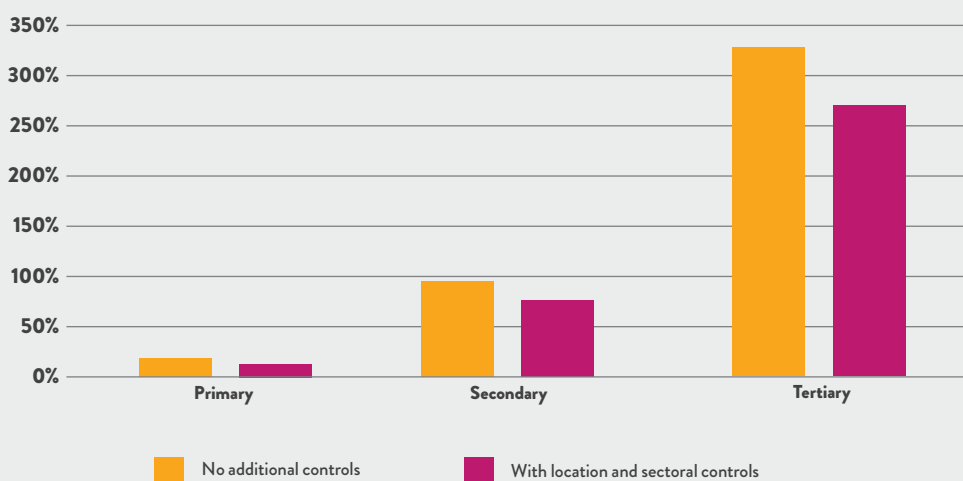
Women only sample	Years of Education (up to 126 Countries)		Education Levels (up to 96 Countries)	
	Years of Education	Primary (vs. No Education)	Secondary (vs. No Education)	Tertiary (vs. No Education)
No additional controls	0.117	0.193	0.966	3.234
With location and sectoral controls	0.111	0.144	0.784	2.702

Source: Authors. Regression analysis based on data from the World Bank’s I2D2 database.

Note: : Reported estimates based on the average value of regression coefficients across countries. The exponential transformation (given that the dependent variable is the logarithm of earnings) is taken for the average coefficient.

The model with location and sectoral controls is estimated for a slightly smaller number of countries.

**Figure 2: Potential Gains in Earnings by Education Level (versus No Education)**



Source: Authors. The Figure displays average marginal potential impacts.

When assessing the potential cost of not educating girls, it is important to consider not only the gains from educational attainment, but also the proportion of girls or women in any country that have a low level of education. The potential cost of low educational attainment for girls and women depends indeed on both the magnitude of the gains from education, and the share of women who have low levels of education. What could be the gains in earnings that could be expected nationally if all women who have no education were to acquire a primary education, and if all women who have less than a secondary education would be able to achieve that level of education? Table 2 provides the estimations, considering all women who work whether they are wage earners or not (imputations of expected wages or earnings are done when women work but do not declare wages or earnings in the survey).

In Table 2, countries are treated equally, so the results do not account for population size or the fact that the level of earnings is different in different countries. Results that factor in both population sizes and differences in earnings between countries will be discussed later in this study, when providing dollar values for the global potential cost of not educating girls. Here, the focus is on what gains in percentage terms from higher educational attainment girls and women may expect in an average country in the sample, assuming - this is important, that an influx of better educated women in the labor market would not affect the gains from education (see Box 4).

The focus for the simulations in table 2 is on the model with years of education and no additional controls, as this is the model used later to compute global economic losses from not educating girls up to the completion of secondary school. The reliance on this model stems from the fact that we can assess gains from the completion of universal secondary education (12 years of schooling), while the model in levels combines the categories of partial and completed secondary

education. Results for the models with additional controls are very similar. Note that from Table 1, the potential individual gains from 12 years of schooling (12 times the annual gains) are slightly larger than the gains from secondary education in the model in levels. This is as expected, since again the secondary education category in Table 1 for the model in levels combines women with partial and completed secondary schooling, while 12 years of education corresponds in most countries to the completion of secondary education, thus generating higher gains.

With the model with the years of education without controls for location and the sector of activity, if all women were to have at least six years of education, on average their earnings could increase by 8.9 percent on average across countries. With nine years of education, the increase could be at 21.0 percent, and with 12 years, the gain could be at 44.8 percent. The increases are smaller than the (marginal) potential impacts reported in Table 1 in part because in the simulations, only a subset of women are assumed to have higher education levels and thereby higher earnings. For women who already have six, nine, or twelve years of education, no change in earnings is assumed. No simulations are implemented for earnings with universal tertiary education, but such simulations will be implemented for other outcomes below.

In low income countries where few women have a secondary education, the gains are larger. In developed countries where most women already have a secondary education, they are smaller. The estimates in Table 2 are averages across a wide range of countries. But the results confirm that earnings gains from universal secondary education could be large, while gains from universal primary education could be smaller. Note also that the gains provided here pertain to women only, not the whole labor force. As a percentage of the entire labor earnings of countries including men, the gains would be smaller.

**Table 2: Simulated Potential Impact of Educational Attainment on Earnings Nationally (%)**

Women only sample	Years of Education (126 Countries)		
	At Least 6 Years	At Least 9 Years	At Least 12 Years
No additional controls	8.9	21.0	44.8

Source: Authors. Regression analysis based on data from the World Bank's I2D2 database.

## BOX 4: LIMITATIONS OF THE METHOD USED TO COMPUTE POTENTIAL EARNINGS GAINS

The estimation of the potential gains in earnings for women in Table 2 implicitly assumes that labor markets would be able to absorb a larger supply of better educated women. Specifically, the assumption is that gains from educational attainment for women would not decrease once more women become better educated. For simulations related to universal primary and secondary education, this may not be a major issue in high and many upper middle-income countries where only a relatively small share of women have less than a primary or secondary education. But the assumption is more problematic in low and lower middle-income countries where many women have low levels of educational attainment and sample selection as well as general equilibrium issues are likely to be more acute. The estimation also does not consider potential effects on men of rising educational attainment for women. Men's earnings may decrease if women are better educated and have access to the same employment opportunities as men, resulting in reductions in occupational segregation by gender that has traditionally led to higher earnings for men.

There is substantial evidence that over time, labor market premiums associated with higher levels of educational attainment may be reduced once more workers have those higher levels of education. Angrist (1995) showed that the expansion of access to education in the Palestinian territories led to a reduction in the skills premium. Acemoglu et al. (2004) note that during World War II, higher labor force participation by women depressed wages for low skilled workers. Duflo (2004) suggests similar effects in Indonesia after a large school construction program. These are just a few examples of studies that document general equilibrium effects which, as noted by Acemoglu (2010), may be large (for a recent study focusing on one sector, see Qvist et al., 2016, on engineers).

Since we do not account for potential general equilibrium effects on both men and women of improvements in educational attainment for women, the estimates in Table 2 could be considered as an upper bound of the gains that could be achieved from better educational opportunities for women. However, other factors could lead to larger gains than those reported here, for at least two reasons. First, the estimation for earnings does not factor in the potential effect of higher educational attainment for women on their labor force participation. As shown in the next section, with higher educational attainment, the opportunity cost for women of not working increases, which may lead more women to enter the labor force, thereby generating even larger earnings gains. In the simulations for earnings, we keep labor force participation constant. In addition, as women (and men) become better educated, this could transform economies especially in developing countries, leading to better jobs and more innovation. This in turn could generate higher rates of economic growth. Through multiplier effects, unleashing women's earnings potential through better educational opportunities could generate even larger gains for both men and women than suggested here. We also do not account for intergenerational benefits from unleashing women's earnings potential through better education for their children. As a result, in the long run, gains could be larger than suggested by wage regressions capturing current conditions. In that case, the estimation could perhaps be considered as a lower bound of potential gains.

Given these issues, to be conservative in the estimates of the aggregate potential benefits from higher educational attainment for girls, we will consider later in this study a baseline scenario that relies on estimates provided in Table 2, and a second scenario whereby only half of the benefits are obtained. This could happen if the economy fails to grow at a rate that can generate sufficient jobs to absorb the more educated women entering the labor market, and/or if the educational expansion were to negatively affect education quality due to the lack of adequate investments in inputs required to ensure learning.

## LABOR FORCE PARTICIPATION

Apart from leading to higher expected earnings for working women, a higher level of educational attainment may also increase their labor force participation or the number of hours that women work. When women are better educated, the opportunity cost of not working or only working part time increases, which may lead more women to enter the labor force, or work full time instead of part time.

To measure the potential effect of educational attainment on labor force participation, we rely on data from the Gallup World Poll for many countries (see Appendix 1 on data sources). With the Gallup World Poll, we can look at the potential impact on women’s employment status of having

a secondary or tertiary education in comparison to having primary education or less. Table 3 and Figure 3 provide the potential effects. When women have a secondary education level, they are 9.6 percentage points more likely to work than if they only have a primary education or less. With tertiary education, the potential effect on labor force participation is an even larger gain at the margin of 25.4 percentage points in comparison to a primary education or less. As women with higher levels of education are more likely to enter the labor force, this may result in increases in the likelihood of working full time, working part-time, or being unemployed. In terms of type of employment, the largest increase at the margin from more education is for full-time work. There is also an increase for part time work and unemployment, but to a lower extent and this is not always statistically significant.

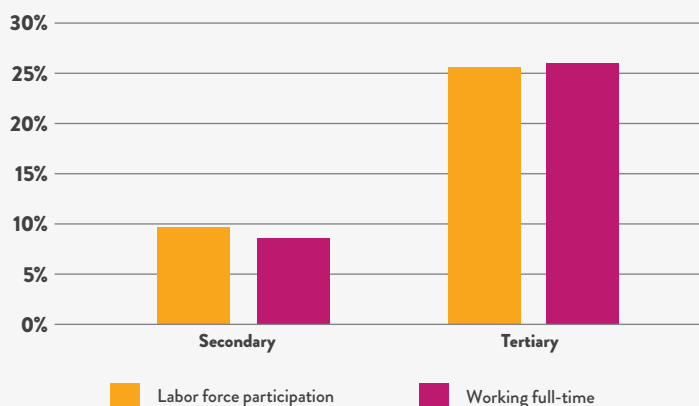
**Table 3: Potential Impact of Educational Attainment on Labor Force Participation for Women**

Women only sample	Secondary (vs. Primary)	Tertiary (vs. Primary)
Labor force participation	0.096	0.254
Working full-time	0.090	0.256
Working part-time	NS	0.005
Being unemployed	0.008	NS

Source: Authors. Regression analysis based on data from the Gallup World Poll.

Note: Regression estimates reported for the pooled sample that includes data for more than 100 countries. NS means that an estimate is not statistically significant at the 10 percent level.

**Figure 3: Potential Gains in Labor force participation (versus Primary Education)**



Source: Authors. The Figure displays marginal potential impacts with pooled data.

Given the estimates of potential impacts provided in Table 3, what could be the potential effect of universal secondary or tertiary education on labor force participation, and more precisely on full-time work, part-time work, and unemployment? The answer is provided in Table 4. The second column in the Table provides the baseline value of each indicator. The next column provides the simulated value of each indicator under universal secondary education. This is followed in the next column by the increase or decrease in percentage terms of the indicator versus its base. The last two

columns reproduce the same calculations under a scenario of universal tertiary education. Globally, with universal secondary education, there could be an increase of 3.9 percentage points in the share of women in the labor force, which could represent an increase of 8.4 percent versus the base. With universal tertiary education, the gain in labor force participation could be at 16.7 percentage points, a jump from the base of 34.4 percent. Most of these gains in labor force participation could translate into full-time work.

**Table 4: Simulated Potential Impact of Educational Attainment on Labor Force Participation (%)**

Women only sample	Baseline Estimate	Universal Secondary	Proportional Change	Universal Tertiary	Proportional Change
Labor force participation	48.4	52.5	8.4	65.1	34.4
Working full-time	30.6	34.6	13.2	47.5	55.4
Working part-time	13.1	NS	NS	13.6	4.0
Being unemployed	4.7	5.1	8.3	NS	NS

Source: Authors based on Gallup World Poll data.

Note: Simulations reported for the pooled sample that includes data for more than 100 countries. NS means that a simulation is not shown because the coefficient was not statistically significant at the 10 percent level.



## PERCEPTIONS OF STANDARDS OF LIVING

By increasing earnings and labor force participation for women in adulthood, higher levels of educational attainment contribute to poverty reduction in the future in several ways. Poverty is usually measured by comparing a household's level of income or consumption per capita (or per equivalent adult) with a poverty line that captures the resources needed by households to meet their basic needs. The most important pathways for potential impact are therefore likely to be related to (1) higher earnings and consumption for women and their household; and (2) a reduction in household size and household needs through lower fertility. Higher educational attainment for women helps not only by increasing the numerator (higher income or consumption), but also by reducing the denominator (smaller household size).

“

*The hardest thing about being a parent is that you do not have what you need to support your children. One would like to give them the best of the world, what they deserve to live well, to have good food, clothes, notebooks so that they can study and become someone. One gets up every day thinking how am I going to do it? ... But sometimes, you have to go to bed with only one meal.*

SOURCE: PLAN INTERNACIONAL REPÚBLICA DOMINICANA (2017)

”

Due to data limitations to do this well for a large number of countries, this study does not provide measures of the potential impact of educational attainment on monetary poverty. These potential effects are likely to be large (UNESCO, 2017). Not only does low educational attainment reduce earnings for women, but it is also associated with higher fertility as will be discussed later in this note. The combination of low earnings and high needs given larger household size can be devastating. Not being able to provide for one's own children is perhaps one of the most severe forms of deprivation.

Using data from the Gallup World Poll, we do however estimate the potential impact of the level of women's educational attainment on two types of perceptions: the perceptions of their own standard of living, and the perceptions of whether economic conditions are improving or favorable. The potential effects are documented in Table 5. For example, when women have a secondary education level, they are seven percentage points more likely to state that they have enough money to buy food in comparison to women who have only a primary education or less. With tertiary education, the potential effect for the perceived ability to satisfy food needs is a gain at the margin of 12 percentage points in comparison to a primary education or less.

It should be emphasized that individuals with higher levels of educational attainment have on average higher expectations for their own standards of living. This implies that if we had been able to measure potential impacts of educational attainment on objective standards of living, the potential impacts would probably have been larger. This was the case when looking at the potential effect of more years of schooling on earnings in the previous section. Also, the potential effects reported for educational attainment in Table 5 are obtained after controlling for other factors that could affect perceptions of standards of living, including the level of per capita income of the woman and her employment status. We report here only the direct potential effect of educational attainment on perceptions of standards of living, not including additional indirect potential effects that could logically come from higher per capita income as well as a better employment status.

All measured potential effects of secondary or tertiary education in comparison to lower levels of education in Table 5 are positive and statistically significant. The magnitude of the potential effects tends to be larger for perceptions of women's own standards of living than for perceptions of economic conditions more generally. This is what one would expect. But it is interesting that educational attainment

affects also perceptions of economic conditions more generally, apart from perceptions of one's own standard of living. This could suggest that when economic conditions are good, better educated women have more opportunities to take advantage of these opportunities than women who have primary education or less.

**Table 5: Potential Impact of Educational Attainment on Women's Perceptions of Standard of Living**

Women only sample	Secondary (vs. Primary)	Tertiary (vs. Primary)
<b>Perceptions of own standard of living</b>		
Not having enough money for food	-0.07	-0.12
Not having enough money for shelter	-0.03	-0.06
Satisfied with standard of living	0.02	0.07
<b>Perceptions of changes in conditions</b>		
Found economic condition better	0.01	0.03
Good time to find jobs	0.004	0.01
Better standard of living	0.04	0.06

Source: Authors. Regression analysis based on data from the Gallup World Poll.

Note: Regression estimates reported for the pooled sample that includes data for more than 100 countries. NS means that an estimate is not statistically significant at the 10 percent level.

Given the estimates of potential impacts provided in Table 5, what could be the potential effect of universal secondary or tertiary education on perceptions of standards of living? The answer is provided in Table 6. As was the case for Table 4, the second column provides the baseline value of each indicator, while the next four columns provide the results of the simulations, both in absolute and proportionate terms. Different orders of magnitudes are observed for the various indicators. Globally, with universal secondary education, there could be a reduction of 3.4 percentage points in the

share of women declaring that they do not have enough money for food (a reduction of 12.0 percent versus the base). With universal tertiary education, there could be a reduction of 8.1 percentage points in the share of women feeling that they do not have enough money for food, which would represent a reduction from the base of 29.0, percent. By contrast, potential effects are smaller on perceptions of whether economic conditions are favorable, but this was to be expected. As mentioned earlier, one would expect potential impacts on perceptions of standards of living to indeed be larger than on perceptions of changes in economic opportunities.

**Table 6: Simulated Potential Impact of Educational Attainment on Perceptions of Standard of Living (%)**

Women only sample	Baseline Estimate	Universal Secondary	Proportional Change	Universal Tertiary	Proportional Change
<b>Perceptions of own standard of living</b>					
Not having enough money for food	28.0	24.6	-12.0	19.9	-29.0
Not having enough money for shelter	20.9	19.3	-7.7	16.7	-20.3
Satisfied with Standard of Living	64.1	65.2	1.6	68.9	7.5
<b>Perceptions of changes in conditions</b>					
Found economic condition better	64.5	65.3	1.1	66.5	3.0
Good time to find jobs	36.8	37.0	0.6	37.3	1.3
Better standard of living	47.6	49.3	3.7	51.1	7.5

Source: Authors based on Gallup World Poll data.

Note: Simulations reported for the pooled sample that includes data for more than 100 countries. NS means that a simulation is not shown because the coefficient was not statistically significant at the 10 percent level.



## DOMAIN 2: CHILD MARRIAGE AND EARLY CHILDBEARING

There is a strong mutual relationship between girls' education and child marriage, defined as a girl entering in a formal or informal union before the age of 18. Child marriage is one of the main factors leading girls to drop out of school prematurely in many low-income countries (e.g., Field and Ambrus, 2008; Nguyen and Wodon, 2014). Conversely, keeping girls in (secondary) school helps in reducing child marriage. Especially in countries where the prevalence of child marriage is high, parents often have their daughter

“

*I felt a sharp pain in my lower abdomen and noticed that my skirt was stained with blood... I rushed to my mother. She smiled and held my hand and explained menstruation. When my father came home that night, he called me and asked if I had a suitor. I told him no. After some days my mother told me that I was to be married. I knew that there would be merriment and that I would be bought clothes, shoes, a bed, and a chest of drawers. I was happy about this but sad that I would be leaving my family to live at my future husband's home. I wanted to stay in school. But I could not disobey my father.*

SOURCE: PERLMAN ET AL. (2018B).

”

marry early when they are not in school because of a concern that she may otherwise engage in sexual activity. In many contexts, a pregnancy outside of marriage may lead to ostracism for the girl, thereby fundamentally affecting her prospects in life. For many parents, the decision to marry their daughter is taken to protect her.

For girls themselves, when education and employment opportunities are limited, staying idle at home may not be a good option. Some girls may also drop out of school because they want to get married. Overall, while there is no doubt that many girls are forced to marry early against their will, ending child marriage is probably at the global level less a matter of preventing parents from forcing their daughter to marry early, than a matter of providing viable alternatives to an early marriage for parents and girls alike. In this respect, enrollment in school is often the best alternative to early marriage. Recognizing that keeping girls in school is key to end child marriage does not mean that other types of interventions and policies – such as setting the minimal legal age for marriage at 18, are not needed. Child marriage is a deeply rooted social norm. The practice needs to be addressed through multifaceted interventions. But offering alternatives like a quality education for girls is essential.

Keeping girls in school is also crucial to reduce teen pregnancies (with or without marriage) and early childbearing, defined as a girl having her first child before the age of 18. Previous work on the economic impacts of child marriage at the World Bank (Wodon et al., forthcoming) suggests that for a group of 25 developing countries accounting for most instances of child marriage and early childbearing in the world, three in four women (75 percent) who have their first child before the age of 18 did so because of child marriage. In addition, more than four in five children (84 percent) born of mothers younger than 18 are due to child marriage. In other words, if keeping girls is essential for ending child marriage, it should also be beneficial for reducing teen pregnancies and early childbearing quite substantially<sup>1</sup>.

Analysis with Demographic and Health Survey (DHS) data confirms the importance of keeping girls in school to end child marriage and reduce early childbearing. The results are provided in Table 7 for 15 developing countries. The estimation is based on an instrumental variable technique, and potential impacts are statistically significant for all

<sup>1</sup> There are differences between and within countries in the relationship between child marriage and early childbearing. Especially in Latin America and parts of sub-Saharan Africa, there appears to be a trend towards earlier sexual activity along with an increase in the average age at first marriage, suggesting a reduction over time in the connection between marriage and sexual activity as well as early childbearing.

countries in the case of child marriage, and 14 of the 15 countries in the case of early childbearing. Each additional year a girl completes in secondary school reduces the likelihood of marrying as a child on average by 6.1 percentage points across the 15 developing countries. The potential impact is similar with a reduction of 5.8 percentage points

for the risk of having a first child before age 18. With several years of education, the reductions in risks of child marriage and early childbearing are larger correspondingly. Keeping girls in school is not the only strategy that is required to end child marriage and early childbearing, but it clearly is a major contributor to both goals.

**Table 7: Potential Impact of Educational Attainment on Child Marriage and Early Childbearing**

	Reduction in risk per additional year of secondary education
Reduction in risk of child marriage	-0.061
Reduction in risk of early childbearing	-0.058

Source: Authors based on Demographic and Health Surveys.

Note: Estimates based on country-level analysis for 15 developing countries. All estimated potential impacts are statistically significant except for one country for early childbearing.

These results should not be too surprising. Reviews of the literature suggests that interventions to promote education are among the most likely to help reduce child marriage and early childbearing. These interventions tend to work better than interventions focusing only on ‘safe spaces’ or interventions aiming to empower adolescent girls economically. As an additional piece of evidence on the crucial role of keeping girls in school to reduce child marriage and thereby early childbearing, consider Table 8 and Figure 4 which provide a typology of girls according to various categories. The typology was initially proposed to identify target groups for interventions adapted to the needs of each group. But for this study, simply consider the fact

that all groups are mutually exclusive and account for 100 percent of the population of girls age 15 to 19. The last group in the Table is girls who are married and in school. That group accounts for only 2.4 percent of the total, and most of the girls in that group are 18 or 19 years of age. This very simple statistics shows how very few girls get married as children when they manage to remain in school, and conversely how hard it is to remain in school when married. In most cases, this results from social norms and other constraints within households that make it very difficult for girls to go back to school when married or pregnant, but unfortunately in some countries, government or school policies preventing married or pregnant girls to return to school exacerbate the issue.

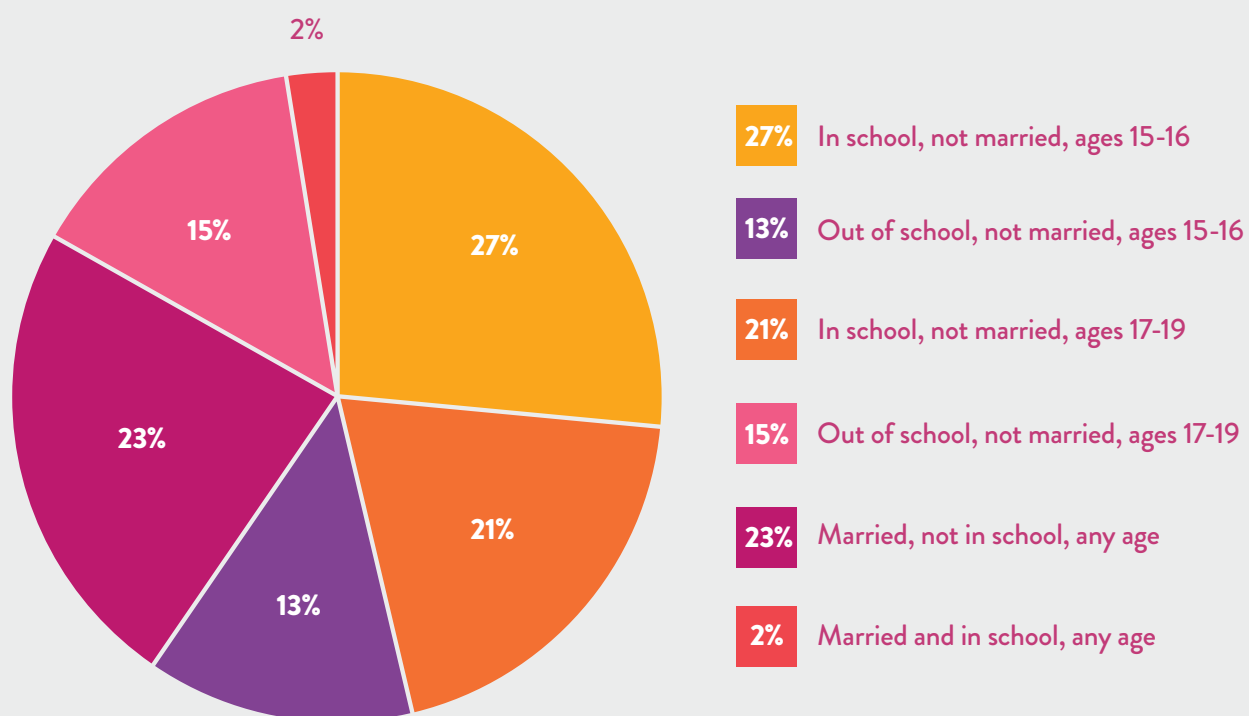
**Table 8: Typology of Adolescent Girls by Age, School Enrollment, and Marriage Status**

Group	Share (%)
In school, not married, ages 15-16	26.5
In school, not married, ages 17-19	20.5
Out of school, not married, ages 15-16	12.5
Married, not in school, any age	23.4
Out of school, not married 17-19 years	14.7
Married and in school, any age	2.4
Total	100.0

Source: Authors. Statistical analysis based on data from Demographic and Health Surveys.

Note: Average statistical estimates for 15 developing countries.

Figure 4: Typology of Adolescent Girls Aged 15-19 (Share of Girls in Each Group)



Source: Authors. Average shares for 15 developing countries.

Dropping out of school, having a child at a young age or marrying as a child can all have long lasting negative impacts (see Box 5). The close relationship between educational attainment for girls, child marriage, and early childbearing has implications for the analysis conducted in the rest of this report. Ending child marriage and early childbearing would not be sufficient to ensure that all girls are able to complete their secondary school. However, ensuring that all girls can complete their secondary education could lead to a virtual elimination of child marriage and a dramatic reduction in early childbearing. In subsequent sections, when using DHS

data to measure the benefits from educating girls, we will highlight both the direct potential impact of educational attainment on development outcomes, and the additional indirect potential impact that would result from the fact that universal secondary education could virtually end child marriage. Said differently, when considering universal secondary education, we get two benefits: the direct benefit from educational attainment, and the additional benefit from ending child marriage, or in some cases (for child health) the indirect benefit from reduced early childbearing.



## BOX 5: LONG-LASTING IMPACTS OF DROPPING OUT OF SCHOOL AND EARLY CHILDBEARING

Susan was 18 years old at the time she was interviewed. Her mother had died. With one sister and four brothers, she lived with her father. She started school at six years of age and dropped out last year because she became pregnant at the age of 17. She was still in primary school. She had dropped out previously to help her mother who was bed-ridden just before she died. At that time, she was in the third year of primary school. She now works as a casual laborer in people's gardens, earning about 8,000 shillings a week. Payment is usually in cash, but at times in kind with sorghum or millet to bring back home. She uses her earnings to buy essential things for the home such as soap, salt, sugar, and food. The challenge she faces now is that she cannot work effectively because she is pregnant and sickly. Yet, she is still supposed to look after her siblings. In her assessment, gardening is much tougher than school, but she is emphatic that *"I cannot go back to school any more. I just want to take care of my young siblings and see them through primary school, and if possible up to secondary school."* Support that could help her realize her wish of a better education for her siblings could be seed money to help her start an income generating activity, again to help her siblings complete school.

Source: Wodon et al. (2016).

## DOMAIN 3: FERTILITY AND POPULATION GROWTH

### TOTAL FERTILITY

There is a strong relationship between girls' educational attainment, the risk of child marriage, and women's total or lifetime fertility. Women who drop out of school prematurely are more likely to marry as children, as mentioned in the previous section. Low educational attainment and child marriage may both lead women to have children earlier in life, and more children over their lifetime. The potential impact on total fertility – the number of children that women have towards the end of their reproductive age, may be large<sup>2</sup>. The factors leading to fertility are complex. The analysis in this section does not look at all these factors comprehensively, but it provides insights into the specific role that educational attainment and child marriage may play. These roles are estimated using Poisson regressions with DHS data for 18 developing countries using a model adapted from Onagoruwa

and Wodon (2018). The analysis estimates the potential impact of educational attainment and child marriage on total fertility. It also considers what total fertility could be under better educational outcomes (specifically, universal primary and secondary education scenarios) and if child marriage were to be eliminated. Because the models consider the number of children that women have towards the end of their reproductive life, they account implicitly for desired fertility and substitution effects in the timing of birth when considering the implications of ending child marriage or achieving universal primary or secondary education.

Results are provided in Table 9 for educational attainment and Table 10 for child marriage. In Table 9, the second column indicates the number of countries for which a given level of educational attainment is associated in the regression analysis with a statistically significant reduction in total fertility. The potential effects are measured versus women who have no education at all or less than primary completed. For example, for seven out of 18 countries, a primary education completed is associated with a reduction in total fertility that is statistically significant, while this is the case

<sup>2</sup>The term "total fertility" is defined in this study as the number of live births that a woman has over her lifetime. This definition is needed for individual-level econometric work to measure the (marginal) impact of child marriage on fertility. By contrast traditional "total fertility rates" are population-level estimates. Our definition of "total fertility" is thus similar, but not exactly the same as "total fertility rates" traditionally measured. The econometric analysis is conducted for women ages 35-49 for sample size considerations (this may underestimate total fertility somewhat, as women may still have children after the age of 35).

for all 18 countries with higher education. The next column simply provides the share of countries for which a statistically significant potential effect is measured. The following column provides the average potential impact for all countries where the potential effect is statistically significant. For example, having a completed secondary education is associated with a reduction in total fertility in 17 of the 18 countries in comparison to no education or incomplete primary, and on average, the reduction in fertility is estimated at 23.5 percent in these 17 countries. These potential impacts are visualized in Figure 5.

The message from Table 9 is clear: controlling for other factors that may affect total fertility, a higher level of educational attainment is associated with a substantial reduction in lifetime fertility, with the potential impact being larger when the level of educational attainment increases. The last two columns in the Table provide results for expected national fertility rates under two simulations. In the first

simulation, for the seven countries where primary education is found to have a potential impact on total fertility, all women who did not complete their primary education are assumed to have that level of schooling. This is the universal primary scenario. In the second simulation, all women are assumed to have their secondary education completed – the universal secondary simulation. Under universal primary, there could be a reduction in the average number of children that all women in seven countries have (including women with higher levels of education) of 0.30 child over the women’s lifetime. This is a reduction from current levels of fertility of 5.5 percent on average in the 18 countries. Under universal secondary education, the reduction in total fertility nationally is estimated at 1.26 child per woman on average in the 17 countries where potential impacts are found to be statistically significant. This could be a reduction from the base of 22.3 percent.

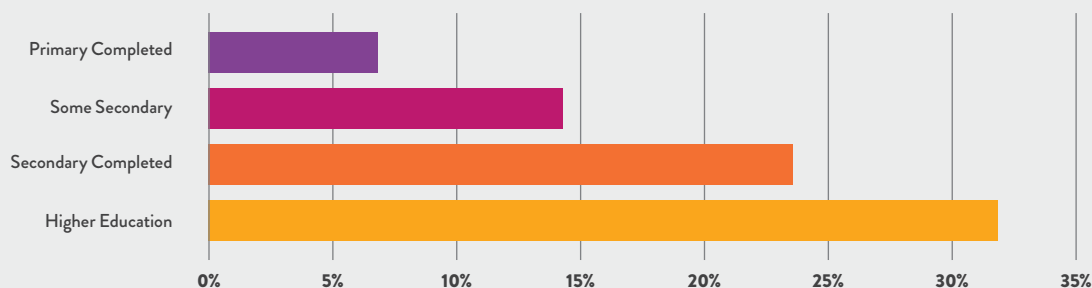
**Table 9: Potential Impact of Educational Attainment on Women’s Total Fertility and Simulations**

	Statistically Significant Potential Impacts versus Less than Primary Completed			National Simulated Potential Impacts	
	Number of Countries	Share of Countries (%)	Average Impact	Universal Primary Absolute Reduction	Universal Secondary Proportional Change from Base (%)
Primary Completed	7	39	-7.1	0.30	5.5
Some Secondary	14	78	-14.2	-	-
Secondary Completed	17	94	-23.5	1.26	22.3
Higher Education	18	100	-32.1	-	-

Source: Authors. Regression analysis based on data from Demographic and Health Surveys.

Note: Estimates are based on country-level analysis for 18 developing countries. Average potential impacts and simulation results are reported for countries where coefficients for the variables of interest are statistically significant.

**Figure 5: Potential Reduction in Total Fertility (versus Less than Primary Completed)**



Source: Authors. The Figure displays average marginal potential impacts.

Two conclusions emerge from the analysis. The first conclusion is that completing the secondary education level is found to have a potential impact on total fertility in virtually all countries, while completing primary education is found to have a statistically significant potential impact in only a third of the countries. The second conclusion is that when potential impacts are statistically significant, they are much larger at the secondary than at the primary level. In other words, ensuring universal primary education is unlikely to be sufficient to accelerate the demographic transition in countries with high fertility rates. By contrast, enabling girls to complete their secondary education would probably have a much larger potential impact.

In fact, the difference in the potential impacts of primary and secondary education on lifetime fertility is even higher than suggested in Table 9. This is because if girls could complete their secondary education, they would be unlikely to marry as children. Table 9 provides only the direct potential impacts of educational attainment on lifetime fertility. For girls completing their secondary education, we should also include the indirect potential impacts through the elimination of child marriage. These indirect potential impacts are shown in Table 10 for the case of child marriage according to the age at first marriage. For example, marrying at age 13 instead of after age 18 leads in all 18 countries to statistically significant increases in total fertility, with the average potential impact across countries estimated at 26.3 percent more children over the woman's lifetime. If child marriage were ended, which could virtually be the case with universal secondary education, there could be an additional reduction in total

fertility of 0.51 child per woman nationally, which could lead to an additional reduction in the total fertility rate at the country level of 9.6 percent. What the analysis thereby suggests is that universal secondary education could lead to a reduction in total fertility in the 18 countries considered for the analysis of about a third (22.3 percent in Table 9 plus 9.6 percent in Table 10 if child marriage were to be eliminated, for a total of 31.9 percent).



**Table 10: Potential Impact of Child Marriage on Women's Total Fertility and Simulations**

	Statistically Significant Potential Impacts versus Marrying at 18+			National Simulated Potential Impacts Elimination of Child Marriage	
	Number of Countries	Share of Countries (%)	Average Impact	Absolute Reduction	Proportional Change from Base (%)
<i>Marrying at 12</i>	17	94	24.6		
<i>Marrying at 13</i>	18	100	26.3		
<i>Marrying at 14</i>	18	100	24.2	Combined effect: 0.51	Combined effect: 9.6
<i>Marrying at 15</i>	18	100	19.2		
<i>Marrying at 16</i>	18	100	19.8		
<i>Marrying at 17</i>	17	94	16.5		

Source: Authors. Regression analysis based on data from Demographic and Health Surveys.

Note: Estimates are based on country-level analysis for 18 developing countries. Average potential impacts and simulation results are reported for countries where coefficients for the variables of interest are statistically significant.

## MODERN CONTRACEPTIVE USE

Part of the potential effect of educational attainment and child marriage on total fertility may come from the use of modern contraceptive methods since such use tends to increase with higher educational attainment and when women do not marry as children, at least in some countries. This relates to family planning and issues of sexual reproductive health and rights as well as agency for girls and women.

To measure the potential effect of educational attainment and child marriage on modern contraceptive use, probit regressions are used with DHS data for the same group of 18 developing countries. Results are provided in Tables 11 and 12. The Tables provide estimates of the average potential impact at the margin of educational attainment by level and of child marriage according to the specific age at which women got married. For educational attainment, the coefficients estimates are statistically significant for about half of the countries, while for child marriage this is the case in about a third of the countries. As done for total fertility in the previous section, the Tables also provide estimates of simulated potential impacts nationally both in absolute and

percentage terms if universal primary or secondary education were achieved and if child marriage were to be eliminated.

Consider first the results for educational attainment in Table 11. As was observed for total fertility, the potential impact of primary education is less often statistically significant versus a lower level of education than is the case for secondary education. In addition, when potential effects are statistically significant, they are much larger for secondary than for primary education. This translates into larger national increases in modern contraception use with higher levels of educational attainment. For example, under universal secondary education, the increase in modern contraception use nationally is estimated at 5.20 percent on average for the seven countries where potential impacts are found to be statistically significant. This could be an increase from the base in modern contraceptive use of 26.7 percent in those countries (the baseline estimates of the share of women using modern contraceptives tends to be low in those countries, so that even a limited absolute increase results in a substantial increase in percentage terms from the base).

Recall again that when achieving universal secondary education, child marriage could be drastically reduced, if not

**Table 11: Potential Impact of Educational Attainment on Women’s Contraceptive Use and Simulations**

	Statistically Significant Potential Impacts versus Less than Primary Completed			National Simulated Potential Impacts	
	Number of Countries	Share of Countries (%)	Average Impact	Universal Primary Absolute Reduction	Universal Secondary Proportional Change from Base (%)
Primary completed	4	22	3.8	1.75	6.5
Some secondary	11	61	4.4		
Secondary completed	7	39	6.0	5.20	26.7
Higher education	10	56	4.5	-	-

Source: Authors. Regression analysis based on data from Demographic and Health Surveys.

Note: Estimates are based on country-level analysis for 18 developing countries. Average potential impacts and simulation results are reported for countries where coefficients for the variables of interest are statistically significant.



eliminated. This could lead to additional potential effects, but in the case of modern contraceptive use, the direction of these potential effects is not clear a priori. Marrying early may reduce contraceptive use if women are not able to rely on contraception in their household. There may however also be cases where child marriage may be associated with an increase in contraceptive use later in life, presumably because when women have reached their desired fertility (which may be earlier if they marry early), they may want to rely on contraception more. As shown in Table 12, both potential

effects are observed, in that the average potential impacts are sometimes negative, and sometime positive. When girls marry very early, this is associated with a reduction in contraceptive use, but when they marry at age 15, 16, or 17, this is associated with an increase in contraceptive use later in life. Overall, the estimates of the combined potential effects suggest that ending child marriage could result in a very small increase in contraceptive use across the 18 countries. These potential effects are small in comparison to those observed for educational attainment in Table 11.

**Table 12: Potential Impact of Child Marriage on Women’s Modern Contraceptive Use and Simulations**

	Statistically Significant Potential Impacts versus Marrying at 18+			National Simulated Potential Impacts Elimination of Child Marriage	
	Number of Countries	Share of Countries (%)	Average Impact	Absolute Reduction	Proportional Change from Base (%)
Marrying at 12	10	56	-1.4	Combined effect: -0.20	Combined effect: -0.12
Marrying at 13	5	28	1.2		
Marrying at 14	10	56	-0.3		
Marrying at 15	5	28	4.4		
Marrying at 16	4	22	2.3		
Marrying at 17	5	28	5.0		

Source: Authors. Regression analysis based on data from Demographic and Health Surveys.

Note: Estimates are based on country-level analysis for 18 developing countries. Average potential impacts and simulation results are reported for countries where coefficients for the variables of interest are statistically significant.

## POPULATION GROWTH

Through its potential impact on total fertility, a lack of educational attainment for girls may contribute to higher population growth. In some contexts, especially in low income countries with limited arable land or water, high population growth may threaten long-term prosperity and exacerbate competition for access to scarce natural resources. High population growth may also weaken the ability of governments to provide basic services of sufficient quality to their growing population, among others in the areas of education, health, nutrition, and basic infrastructure (including electricity, water and sanitation, transport, connectivity, and more).

To what extent does low educational attainment for girls contribute to high population growth? This is a complex question as the potential impact of educational attainment may change over time as it depends, among other factors, on the age structure of the population and age-specific fertility rates that may also change over time. Demographic projection tools can however help in providing a tentative answer. Building on previous work on the potential impact of child marriage and early child-bearing on population growth, estimations are based on a parametrization of demographic projection tools (DemProj and FamPlan) using data from the most recent DHS surveys. The advantage of these tools is that they rely on age-specific fertility rates, which is exactly what is needed when simulating the potential impact of ending child marriage and early childbearing since these are age-specific, affecting girls aged below 18.

The approach used for this study consists of reporting results obtained for child marriage and early childbearing, and simply scaling those results up or down to account for the potential impact on total fertility rates of universal primary or secondary education in comparison to the potential impact of child marriage. The analysis is conducted for 18 countries and average results across those countries are reported. The results are provided in Table 13. On average across the 18 countries, the annual rate of growth in those countries could be reduced by 0.18 percentage point if child marriage and early childbearing were eliminated. In some countries, the potential effect is larger, as is the case in Niger for example. In other countries, the potential effect is smaller. Given the comparative potential effects on total fertility of child marriage and universal primary or secondary education documented earlier, a straight extrapolation for those countries suggests that the average potential impact of universal primary education on population growth across the 18 countries could be at about 0.1 percentage point. For

universal secondary education, the average potential effect could be at 0.42 percentage points. As with other estimates, this is meant to provide only an order of magnitude of potential effects. The potential effects could be larger or smaller using alternative estimation methods, but they are clearly large and could help usher the demographic dividend (see Box 6) in countries that have not yet benefited from it.

In a subsequent section in this study, a valuation of the potential benefits from lower population growth will be provided. This valuation is based not only on the 18 countries for which estimates are provided in Table 13, but more generally for a set of more than 100 countries using extrapolations, and from there for the world. As will be discussed later, the impact of universal secondary education for this larger set of countries is a bit smaller than the estimate in Table 13 in part because when considering a larger set of countries, the prevalence of child marriage and low educational attainment is lower.

**Table 13: Simulated Potential Impact of Educational Attainment on Population Growth**

	Reduction in Annual Rate of Population Growth (Percentage Points)
<b>Estimates with demographic projection tools</b>	
Ending child marriage and early childbearing	-0.18
<b>Estimates based on comparative potential impacts on fertility</b>	
Universal primary education	-0.10
Universal secondary education	-0.42

Source: Authors.

Note: Estimates based on analysis for 18 developing countries with extrapolations for more than 100 countries.



## BOX 6: THE DEMOGRAPHIC DIVIDEND

While different definitions of the demographic dividend have been proposed, the term is associated with improvements in standards of living and accelerated economic growth when a developing country achieves a population structure that is favorable thanks to a reduction in birth (and death) rates that is followed by rapid fertility decline. As a result, the share of the population of working age individuals may increase sharply for a period of time, which tends to generate faster economic growth (e.g., Canning et al., 2015; World Bank, 2015). In addition, with lower dependency ratios, households are better able to support themselves and invest among others in education, nutrition, and health (or human capital broadly conceived). These investments in turn may lead younger generations to be better educated and more productive in adulthood. This demographic and human capital transition may help reduce poverty rates dramatically. Achieving universal secondary education for girls should help reduce population growth and improve skill levels in countries where fertility rates remain high, thereby helping to usher in the demographic dividend.

## DOMAIN 4: HEALTH, NUTRITION, AND WELL-BEING

### WOMEN'S HEALTH

A lack of educational attainment for girls may have potential negative impacts on women's health, simply because women may be less aware of how to take care of themselves when sick or injured. Low educational attainment may also lead to lack of knowledge about sexually transmitted diseases such as HIV/AIDS. In addition, through its potential impact on child marriage and early childbearing, a lack of educational attainment may lead girls to give birth at a young age, which in turn increases the risk of maternal mortality and morbidity (see Box 7). For example, a lack of physical maturity when giving birth may lead to complications such as obstructed or prolonged labor as well as fistula. Other risks related to low educational attainment and its implications for child marriage may include malnutrition, isolation, depression and an inability to negotiate sexual and reproductive behaviors with partners. This last risk can lead not only to exposure to sexually transmitted infections, but also to lower rates of modern contraceptive use which may lead to insufficient birth spacing, unwanted pregnancies, and abortions. Finally, as also noted in Box 7, lower educational attainment for girls is associated with substantially higher risks of suffering from intimate partner violence either directly or indirectly through child marriage.



## BOX 7: MATERNAL MORTALITY AND INTIMATE PARTNER VIOLENCE

There is a clear association between giving birth at a very early age and a higher risk of maternal mortality. This association emerges from quantitative analysis (Nove et al., 2014). It also emerges from qualitative work, as this quote for an ethnographer embedded in a village in Niger illustrates: *“Maternal mortality is high. Two young women died in childbirth during the first week of our stay in the community. The first woman married at fourteen and had three children. She had complications during each previous delivery and died from post-partum hemorrhage a few hours after being rushed to the health center. The second was twelve years old when she married. She lost her first child at age fourteen and was advised to wait several years before trying again. Her last pregnancy came with a series of complications that finally claimed her life a week after delivery.”* (Perlman et al., 2018b).

Another way not explored in this specific study in which low educational attainment for women may influence health outcomes is through intimate partner violence (IPV). Estimates of the correlates of the risk of IPV by Savadogo and Wodon (2018) suggest that higher educational attainment tends to reduce risks of IPV for women. In addition, eliminating child marriage could also lead to a decline in IPV in many countries, although the potential impact is lower than for educational attainment.

For this study, the focus is only on a few specific aspects of women’s health using both DHS data and the Gallup World Poll. First, using DHS data, we look at whether higher educational attainment is associated with a more thorough knowledge of HIV/AIDS. To conduct the analysis, an index of knowledge of HIV/AIDS is created through principal component analysis using a range of questions available in DHS surveys. The values of the index are normalized to take a value between zero and 100. Results from the estimations are provided in Table 14 with a visualization of potential impacts in Figure 6. The potential effects of educational attainment on knowledge of HIV/AIDS are statistically significant in most of the countries, and higher when women have completed their secondary education than is the case for primary education. Under universal secondary education, there could be an increase in the index of knowledge of HIV/AIDS nationally of 11 percentage points in the 14 countries where the potential effect is statistically significant. This is equivalent to an increase of twenty percent from the base value of the index. The potential effect is thus large and it underscores the value of education for knowledge.

Still with DHS data, we also look at whether women can make their own decision on whether to seek healthcare when sick or injured, as opposed to asking permission to their husband or partner for obtaining such care. The literature suggests that women’s choices are often constrained, for example in terms of how/where to deliver a baby. Sometimes the husband or partner may make these decisions, or it may be made by the mother in law in some cultures. The same can be said about decisions for antenatal care, which impacts the health and well-being of the mother and the future newborn. Table 14 suggests that again, potential effects of educational attainment on decision-making are statistically significant in many countries. For secondary completion, potential effects are statistically significant in two thirds of the countries. In these countries, universal secondary education could increase the ability of women to make their own healthcare decisions by nine percentage points or just over twenty percent from the base values.

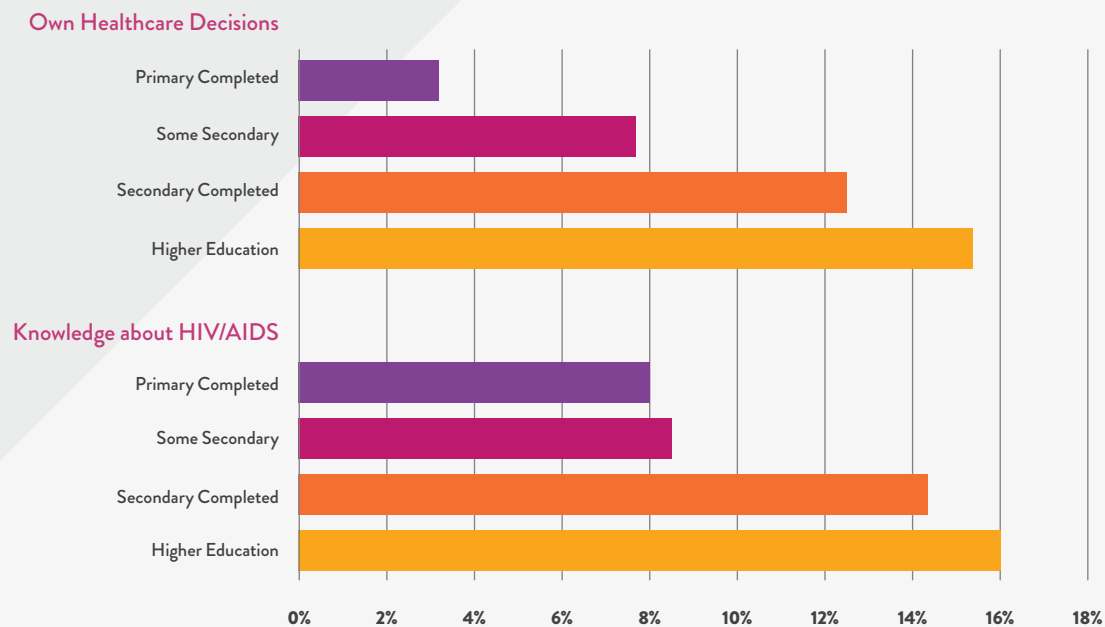
**Table 14: Potential Impact of Educational Attainment on Women’s Knowledge about HIV/AIDS and Decision-making Ability Regarding their Own Healthcare, and Simulations**

	Statistically Significant Potential Impacts versus Less than Primary Completed			National Simulated Potential Impacts	
	Number of Countries	Share of Countries (%)	Average Impact	Absolute Reduction	Proportional Change from Base (%)
<b>Knowledge about HIV/AIDS</b>					
Primary completed	14	82	8.0	4.37	7.3
Some secondary	17	100	8.6	-	-
Secondary completed	14	82	14.3	10.91	20.4
Higher education	15	88	16.0	-	-
<b>Own healthcare decisions</b>					
Primary completed	8	44	3.0	1.10	0.3
Some secondary	12	67	7.5	-	-
Secondary completed	12	67	12.6	8.87	20.7
Higher education	17	94	17.2	-	-

Source: Authors. Regression analysis based on data from Demographic and Health Surveys.

Note: Estimates are based on country-level analysis for 17 developing countries. Average potential impacts and simulation results are reported for countries where coefficients for the variables of interest are statistically significant.

**Figure 6: Potential Gains in Women’s Knowledge of HIV/AIDS and Healthcare Decision-making (versus Less than Primary Completed)**



Source: Authors. The Figure displays average marginal potential impacts.

Could universal secondary education generate additional benefits for the above two indicators through the dramatic reduction in child marriage that could ensue? While this was the case for some of the indicators considered previously, it does not seem to be the case for knowledge of HIV/AIDS and the ability for women to make their own healthcare

decisions. As shown in Table 15, in most countries, child marriage does not appear to have a direct statistically significant potential impact on knowledge of HIV/AIDS and the ability for women to make their own healthcare decisions. Furthermore, even when statistically significant potential impacts are observed, their magnitude is much smaller than what is observed for secondary completion in Table 14.

**Table 15: Potential Impact of Child Marriage on Women’s Knowledge about HIV/AIDS and Decision-making Ability Regarding their Own Healthcare, and Simulations**

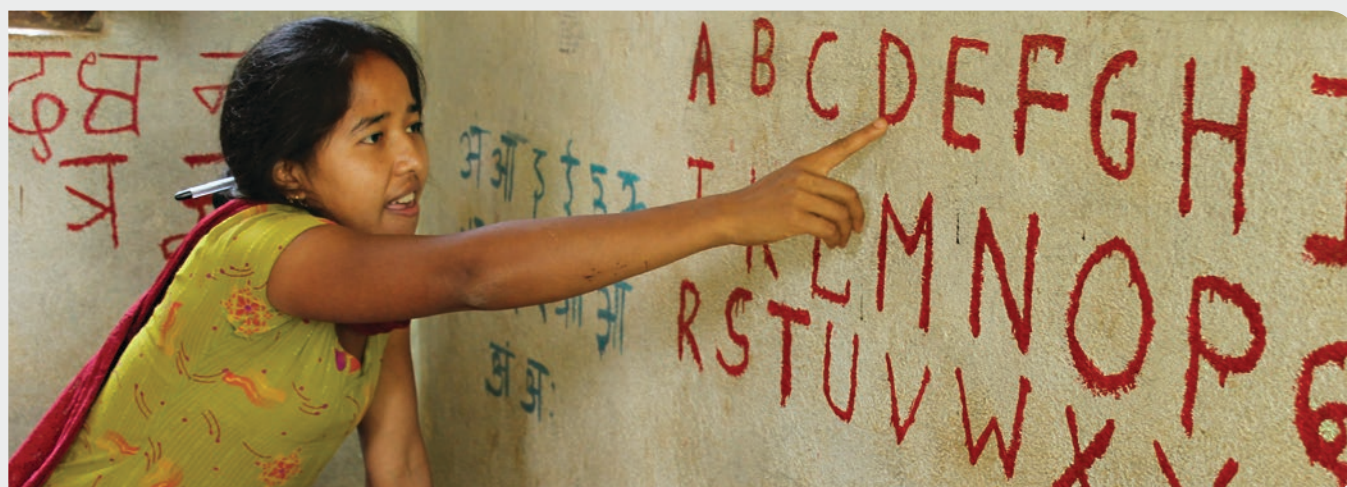
	Statistically Significant Potential Impacts versus Marrying at 18+			National Simulated Potential Impacts Elimination of Child Marriage	
	Number of Countries	Share of Countries (%)	Average Impact	Absolute Reduction	Proportional Change from Base (%)
<b>Knowledge about HIV/AIDS</b>	4	24	-2.0	0.59	-0.05
<b>Own healthcare decisions</b>	2	11	5.0	-2.13	-3.65

Source: Authors. Regression analysis based on data from Demographic and Health Surveys.

Note: Estimates are based on country-level analysis for 18 developing countries. Average potential impacts and simulation results are reported for countries where coefficients for the variables of interest are statistically significant.

Turning to data from the Gallup World Poll, the potential impact of educational attainment on psychological well-being is estimated for a dozen indicators. A total of five positive and six negative outcomes are considered. As shown in Table 16, in comparison to women with only a primary education or less, a higher level of educational attainment is systematically associated with an increase in positive outcomes, and a decrease in negative outcomes. Virtually all estimated potential impacts are statistically significant, and they are larger as expected with a tertiary education. The largest potential impact is observed for the question on whether women learned or did something interesting in the day preceding the interview. The likelihood that this is the

case increases by 17 percentage points when a woman has a tertiary education as opposed to a primary education or less. A tertiary education is also associated with a decrease in the likelihood of feeling pain of nine percentage points versus primary education or less. Note again, as was the case for perceptions of standards of living, that all these potential effects are obtained after controlling for a wide range of other factors that may affect psychological well-being, including age, per capita income and employment status. Note also that the Poll does not have data on child marriage except for a few pilot countries, so that only the direct potential effects of higher educational attainment on psychological well-being is reported here.



**Table 16: Potential Impact of Educational Attainment on Women’s Perceptions of Well-being and Simulations**

Women only sample	Secondary (vs. Primary)	Tertiary (vs. Primary)
<b>Positive Outcomes</b>		
Felt well-rested yesterday	0.01	0.02
Had enjoyment yesterday	0.04	0.06
Laughed yesterday	0.02	0.04
Treated with respect yesterday	0.01	0.03
Learned/Did something interesting yesterday	0.07	0.17
<b>Negative Outcomes</b>		
Felt pain yesterday	-0.06	-0.09
Felt worried yesterday	-0.03	-0.02
Felt sad yesterday	-0.04	-0.05
Felt stressed yesterday	-0.02	NS
Felt anger yesterday	-0.02	-0.02

Source: Authors. Regression analysis based on data from the Gallup World Poll.

Note: Regression estimates reported for the pooled sample that includes data for more than 100 countries. NS means that an estimate is not statistically significant at the 10 percent level.

What could be the potential effect of universal secondary or tertiary education on psychological well-being for women? The results are reported in Table 17 in a format similar to what was done for perceptions of standards of living and labor force participation earlier. Different orders of magnitudes are again observed for the various indicators. For positive outcomes, the largest potential effects are observed with tertiary education for women who learned or did something interesting in the day preceding the interview. Globally, with universal tertiary education, there could be an increase of one fourth in the likelihood of learning or doing something interesting in the day preceding the interview. This is substantial given that the regression controls for a wide range of other factors that could affect such feelings. For some of the negative outcomes listed in the table, the potential impacts are also large in proportional terms, as is the case for feeling pain.



**Table 17: Simulated Potential Impacts of Educational Attainment on Perceptions of Well-being (%)**

Women only sample	Baseline Estimate	Universal Secondary	Proportional Change	Universal Tertiary	Proportional Change
<b>Positive Outcomes</b>					
Felt well-rested yesterday	70.2	70.7	0.7	71.2	1.4
Had enjoyment yesterday	73.0	75.0	2.9	76.9	5.4
Laughed yesterday	73.8	75.1	1.7	76.1	3.1
Treated with respect yesterday	86.0	86.9	1.1	88.6	3.1
Learned/Did something interesting	47.7	51.1	7.0	59.5	24.6
<b>Negative Outcomes</b>					
Felt pain yesterday	29.8	27.0	-9.5	24.3	-18.5
Felt worried yesterday	34.6	33.1	-4.2	33.5	-3.0
Felt sad yesterday	22.9	20.9	-8.4	19.8	-13.3
Felt stressed yesterday	30.6	29.8	-2.6	NS	NS
Felt anger yesterday	20.6	19.7	-4.2	18.8	-8.5

Source: Authors based on Gallup World Poll data.

Note: Simulations reported for the pooled sample that includes data for more than 100 countries. NS means that a simulation is not shown because the coefficient was not statistically significant at the 10 percent level.

## CHILDREN’S HEALTH AND SURVIVAL

Early childhood is critical for a child’s development (Black et al., 2017). Poor conditions early in life affect brain development and capabilities, with lasting consequences in adulthood, including for the ability to earn a decent wage. A lack of educational attainment for mothers may affect children’s health simply because better educated mothers may have a better understanding of what they need to do to care for their child when sick or injured. Through early childbearing, child marriage may also affect the health of both mothers and their children. When girls have not matured yet, giving birth is risky. Furthermore, when mothers are poorly nourished, this may put their children at higher risk of intrauterine growth restriction. A mother herself may be stunted due to lack of food rather than the choice of it, and it is important to recall that stunting for young children may start during pregnancy.

When girls are not physically, emotionally, or even financially ready to give birth, this may affect them, as is the case when they suffer from obstetric fistula, but it may also affect their children (see the text box with a quote from a study of men living with wives suffering from obstetric fistula). Furthermore, as low education attainment for mothers

affects their risk of exposure to intimate partner violence and may result in mental health issues, this may generate spillover effects for children. In harsh conditions, toxic stress responses on the part of children can have damaging effects on learning, behavior, and health later in life. There is even evidence that when children are exposed to intimate partner violence in utero, they tend on average to have worst health at birth and increased mortality rates.

For this study, we measure the potential impact of educational attainment for mothers and early childbearing (which as mentioned earlier often results from child marriage in developing countries) on the risks for young children of dying by age five and being stunted. A child is considered stunted if she has a height more than two standard deviations below the median reference height for her age. Stunting often results from persistent insufficient nutrient intake and infections. It may lead to delayed motor development and poor cognitive skills that can affect school performance and productivity later in life. For this study, stunting is an important measure given its potential impact on earnings in adulthood.

Estimates of the potential impacts of a mother’s education level on the risks of under-five mortality and stunting are



“

*My wife cannot control urine since her first delivery that resulted in the death of our first baby... She started labor at 5.00 pm. She spent the whole night at a local birth attendant's home, who tried to assist but failed... We were very poor and had nothing... We used engozi [stretcher carried by four men] to the nearest road. The baby was lying with the head up and the legs coming first. As she pushed, the baby's legs kept kicking her urinary bladder. Finally, there came a vehicle carrying charcoal and we hired it. We travelled about 40 km on top of the charcoal to Hoima hospital where she was operated promptly but the baby had already died.*

SOURCE: BARAGINE ET AL. (2026).

”

provided in Table 18 after controlling for a wide range of other factors that may affect those risks (see also Figure 7 in the case of stunting). The analysis is based on DHS data for 18 developing countries. In the case of under-five mortality, potential effects are statistically significant for primary and secondary education only in a handful of countries, and the magnitude of those potential effects when statistically significant is similar for primary and secondary education. In the case of stunting, potential effects at the secondary level are statistically significant slightly more often than is the case at the primary level, but they are also much larger. For

example, the estimates suggest that universal secondary education for girls could reduce stunting rates by more than a third (38.3 percent) in the countries for which the estimations generated statistically significant potential impacts. Unexpectedly, for stunting the potential impact for higher education is smaller than for secondary education.

Universal secondary education for girls could virtually eliminate child marriage, leading to a large reduction in early childbearing in many developing countries.

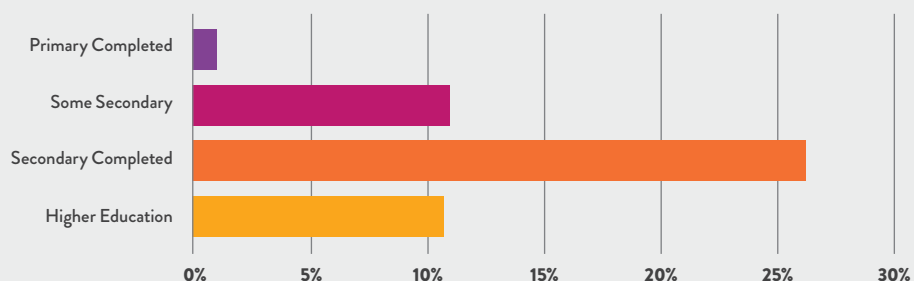
**Table 18: Potential Impact of Educational Attainment for Mothers on Young Children and Simulations**

	Statistically Significant Potential			National Simulated Potential Impacts	
	Impacts versus Less than Primary Completed			Universal Primary	Universal Secondary
	Number of Countries	Share of Countries (%)	Average Impact	Absolute Reduction	Proportional Change from Base (%)
<b>Under-five mortality</b>					
Primary completed	3	17	-1.7	1.39	20.3
Some secondary	4	22	-1.8	-	-
Secondary completed	4	22	-1.6	1.34	21.8
Higher education	9	50	-2.6	-	-
<b>Under-five stunting</b>					
Primary completed	3	17	-1.1	0.16	0.7
Some secondary	5	28	-10.7	-	-
Secondary completed	7	39	-26.1	13.75	38.3
Higher education	8	44	-10.6	-	-

Source: Authors. Regression analysis based on data from Demographic and Health Surveys.

Note: Estimates are based on country-level analysis for 18 developing countries. Average potential impacts and simulation results are reported for countries where coefficients for the variables of interest are statistically significant.

**Figure 7: Potential Reductions in Under-five Stunting (versus Less than Primary Completed)**



Source: Authors. The Figure displays average marginal potential impacts.

As done for other indicators, when assessing the potential impact of universal education for girls, it therefore makes sense to consider the additional benefit from ending child marriage and reducing early childbearing. In the regression analysis for under-five mortality and stunting, the variable of interest is whether a child was born of a very young mother since the literature suggests that this may affect the child's health. Table 19 shows that in two thirds of the 18 countries considered for this analysis, an early childbirth (being born of a mother younger than 18) is associated with a statistically

significant risk of dying by age five or being stunted. After controlling for a wide range of other factors affecting those risks, being born to a mother younger than 18 increases the risk of under-five mortality by 4.0 percentage points on average when potential effects are statistically significant. The risk of stunting increases by 7.2 percentage points on average when potential effects are statistically significant. These are rather large potential effects at the margin versus baseline values, especially for under-five mortality.

The potential impacts of early childbearing on under-five mortality and stunting are large and have dramatic implications for the children exposed to those risks. At the same time, nationally, ending early childbearing would not have a large potential impact on under-five mortality

or stunting. This is because only a relatively small share of children is born to mothers who are younger than 18 at the time of their birth. This is why in Table 19, the national potential impacts of ending early childbearing tend to be relatively small.

**Table 19: Potential Impact of Early Childbearing for Mothers on Young Children and Simulations**

	Statistically Significant Potential Impacts versus Less than Primary Completed			National Simulated Potential Impacts	
	Number of Countries	Share of Countries (%)	Average Impact	Universal Primary	Universal Secondary
				Absolute Reduction	Proportional Change from Base (%)
<b>Under-five malnutrition</b>	12	67	4.0	0.28	4.40
<b>Under-five stunting</b>	12	67	7.2	0.44	1.19

Source: Authors. Regression analysis based on data from Demographic and Health Surveys.

Note: Estimates are based on country-level analysis for 18 developing countries. Average potential impacts and simulation results are reported for countries where coefficients for the variables of interest are statistically significant.

## DOMAIN 5: AGENCY AND DECISION-MAKING

### WOMEN'S DECISION-MAKING ABILITY

The fifth domain of potential impact considered is women's agency and decision-making ability. A woman's capacity for choice depends on agency, access to resources, and past achievements. Educational attainment clearly has a potential impact on resources, for example by contributing to women's ability to earn a living on the labor market. Educational attainment also affects past achievements as well as capabilities, as is the case when a lower level of education reduces the types of employment that women have access to. Finally, educational attainment may also affect agency if it reduces girls and women's decision-making ability in the household, among others. The question is whether the potential effects are large or small.

To measure the potential impact of educational attainment of the ability of women to make decisions within their household, an index is created using variables available in DHS datasets. The variables pertain to (i) women's decision-

making in regard to health care (as mentioned in the previous section), household purchases, visits to friends and relatives, and the use of husband's earnings; (ii) women's ability to refuse to have sex with her husband or to negotiate their husband's use of a condom; (iii) whether women feel that a husband is justified in beating his wife under the certain circumstances; and finally (iv) whether women needed their husband's permission to get medical assistance if needed. The values of the index are normalized to take a value between zero and 100, as was done for knowledge of HIV/AIDS.

Results from the estimations are provided in Table 20 with potential impacts visualized in Figure 8. The potential effects of educational attainment on the index of decision-making ability are statistically significant in virtually all countries, and higher as expected when women have completed their secondary education. Under universal secondary education, there could be an increase in the ability of women to make decisions within the household nationally of 6.6 percentage points in the 17 countries where the potential effect is statistically significant, which corresponds to an increase of ten percent from the base value. The potential effect is at one third of that for primary education.

**Table 20: Potential Impact of Educational Attainment on Women’s Decision-making Ability and Simulations**

	Statistically Significant Potential Impacts versus Less than Primary Completed			National Simulated Potential Impacts	
	Number of Countries	Share of Countries (%)	Average Impact	Universal Primary	Universal Secondary
				Absolute Reduction	Proportional Change from Base (%)
Primary completed	11	61	3.2	2.01	3.1
Some secondary	17	94	4.5	-	-
Secondary completed	17	94	7.5	6.50	10.3
Higher education	18	100	10.8	-	-

Source: Authors. Regression analysis based on data from Demographic and Health Surveys.

Note: Estimates are based on country-level analysis for 18 developing countries. Average potential impacts and simulation results are reported for countries where coefficients for the variables of interest are statistically significant.

What about the potential impact of child marriage? Table 21 suggests that the additional benefit from virtually ending child marriage through universal secondary education could be smaller. We find that the direct potential impact of child marriage on women’s decision-making ability is statistically significant in only a few cases, and when potential effects are statistically significant, they tend to be small in magnitude. It

could be that in contexts where women have limited decision-making capacity in general, those married as children may not necessarily show statistically significantly lower decision-making ability as compared to those who marry one or a few years later, when they reach the age of 18. However, child marriage itself is often a reflection of the lack of decision-making ability of women (see Box 8).

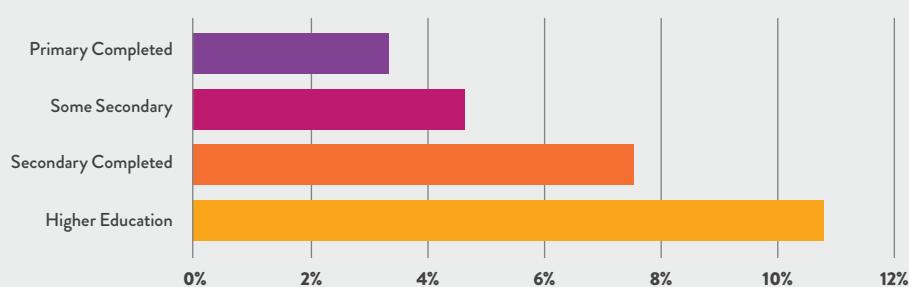
**Table 21: Potential Impact of Child Marriage on Women’s Decision-making Ability and Simulations**

	Statistically Significant Potential Impacts versus Marrying at 18+			National Simulated Potential Impacts Elimination of Child Marriage	
	Number of Countries	Share of Countries (%)	Average Impact	Absolute Reduction	Proportional Change from Base (%)
Marrying at ≤15	6	33	-1.0	<b>Combined effect:</b> 0.13	<b>Combined effect:</b> 0.35
Marrying at 16	2	11	1.1		
Marrying at 17	3	17	2.1		

Source: Authors. Regression analysis based on data from Demographic and Health Surveys.

Note: Estimates are based on country-level analysis for 18 developing countries. Average potential impacts and simulation results are reported for countries where coefficients for the variables of interest are statistically significant.

**Figure 8: Potential Gains in Overall Decision-Making Ability (versus Less than Primary Completed)**



Source: Authors. The Figure displays average marginal potential impacts.

## BOX 8: LACK OF DECISION-MAKING FOR GIRLS AND WOMEN MAY START WITH CHILD MARRIAGE

The question of whether girls and women have a say in key decisions affecting their life starts with the decision to marry and whom to marry. Findings on this decision depend on context. The study by Perlman et al. (2018b) in Niger suggests that some girls do not object to marrying early as this is the practice in their community. As one girl expressed it: *“I was already twelve and most of my friends were married. I just knew I was ready too. The boys started coming to the motor park where I hawked to talk with me. Some brought gifts. The next year the number of boys coming to visit me increased, though none of them mentioned marriage until this man from another community came along. He’s now my husband.”* But other girls clearly do not want to marry early and may be forced to. Parents can exert a great deal of pressure on their daughters to marry, as illustrated by the following quote: *“Years ago a wealthy man gave my neighbor 17,000 Franc CFA twice without any reason. My neighbor accepted it happily as poverty is his problem. The next time the wealthy man visited, he told my neighbor he wanted to marry his daughter. My neighbor said his daughter was in school and that he didn’t want to marry her out yet. The wealthy man then asked for his money back. My neighbor had nothing to sell and had no wealthy friends or family members to lend him money. In the end he decided to give his daughter out without completing her education. We used to face these kinds of problems more often as a result of poverty and ignorance.”*

### SATISFACTION WITH SERVICES

One aspect of agency is the ability for women to properly assess the quality of the basic services that they rely on in their daily life. The Gallup World Poll includes interesting data on the satisfaction with a wide range of services. Especially in developing countries, the quality of these basic services is often low. For example, while children may be enrolled in school, they may learn little while in school. One would expect well-informed individuals to be more critical about the quality of the services they receive, and one would also expect that individuals with higher levels of education would be better informed of potential issues with those services. However, less educated individuals are likely to have access to lower quality services. Thus, in a given cross-section of data the educational attainment of women could be negatively or positively correlated with their level of satisfaction with basic services.

As shown in Table 22, a higher level of educational attainment is associated with a lower satisfaction with various types of services after controlling for a wide range of other variables that could affect satisfaction levels. This is the case for all six services for which data are available: public transportation, roads and highways, education, air quality,

water quality, and healthcare. It is also the case for women’s satisfaction with the city they live in and their perception of the availability of good affordable housing. The potential effects are as expected larger with a tertiary education. Note that we refer in the title of Table 22 to ‘associations’ as opposed to ‘potential impacts’ to note that for these specific indicators, one should be especially careful about not necessarily inferring causality.

A negative correlation is not necessarily a bad thing. Indeed, lower levels of satisfaction with basic services could lead women to exercise their agency and require better services, which could in turn lead to some improvements. When women are not satisfied with a service provider, they could also turn to another provider, and thereby through competition in local provision drive the various providers towards improving services. It also seems that well educated women are especially discerning about the quality of the education systems in their country, since the largest potential impacts are observed for the education system. Although this is not shown in the Table, it is also worth noting that the baseline levels of satisfaction with services are not very high, with typically only two thirds of women satisfied with any given service, and sometimes less. The only exceptions are for the satisfaction of individuals with the city or area they

**Table 22: Associations between Educational Attainment and Women’s Satisfaction with Services**

Women only sample	Secondary (vs. Primary)	Tertiary (vs. Primary)
Satisfied with public transportation system	-0.01	-0.04
Satisfied with the roads and highways	-0.02	-0.05
Satisfied with education system	-0.03	-0.09
Satisfied with the quality of air	-0.04	-0.08
Satisfied with the quality of water	-0.02	-0.04
Satisfied with the quality of health care	-0.03	-0.05
Satisfied with the city you live in	-0.02	-0.03
Availability of good affordable housing	-0.01	-0.04

Source: Authors. Regression analysis based on data from the Gallup World Poll.

Note: Regression estimates reported for the pooled sample that includes data for more than 100 countries. NS means that an estimate is not statistically significant at the 10 percent level.

live in and for air quality where satisfaction rates are higher at close to 80 percent (for air quality this is not surprising given that most people in the world still live in areas with limited air pollution).

Simulations could be carried to assess the potential impact of universal secondary and tertiary education on satisfaction rates. These simulations would suggest, based on the potential impacts provided in Table 22, that satisfaction

rates could be lower if women were better educated. The results would however need to be interpreted with caution, given that confounding factors are likely to be present especially for those subjective outcomes, so that inferring any causality and assuming that any bias in estimates may be limited is more problematic. Therefore, while we do note the interesting associations suggested by Table 22, simulations for universal secondary and tertiary education are not provided here.



## BIRTH REGISTRATION

The last illustrative example of analysis of agency is for birth registrations. The benefits of birth registration are important for children, and one would expect a higher level of educational attainment for mothers to be positively correlated with the likelihood of registering their child at birth. This could also be considered as an indirect indicator of agency for women. Table 23 and Figure 9 provide the results from the analysis. In 40 percent of the countries for which

the analysis was implemented, a higher level of educational attainment for mothers is associated with an increase in the likelihood of birth registration for their children. In the case of universal secondary education, in the countries where statistically significant potential effects are observed, the gains in registrations could be at more than nine percentage points, which is equivalent to an increase of almost a fourth from the baseline registration rates. Potential effects for primary education tend to be substantially lower, as has been observed for many other indicators in this study.

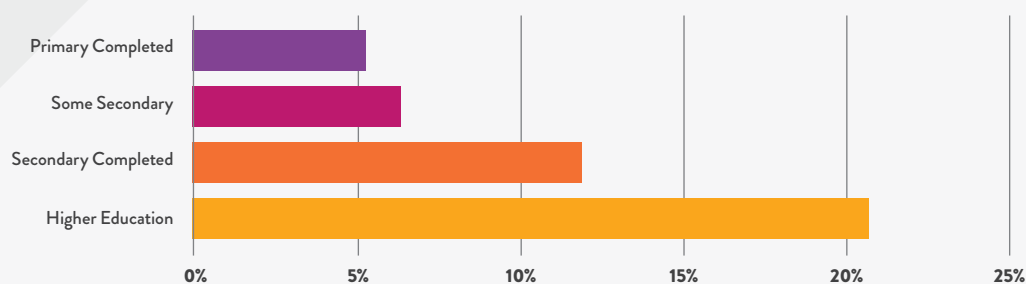
**Table 23: Potential Impact of Educational Attainment for Mothers on Birth Registration and Simulations**

	Statistically Significant Potential Impacts versus Less than Primary Completed			National Simulated Potential Impacts	
	Number of Countries	Share of Countries (%)	Average Impact	Universal Primary Absolute Reduction	Universal Secondary Proportional Change from Base (%)
Primary completed	6	40	5.1	3.01	5.3
Some secondary	6	40	6.6		
Secondary completed	6	40	12.6	9.38	24.7
Higher education	6	40	20.8	-	-

Source: Authors. Regression analysis based on data from Demographic and Health Surveys.

Note: Estimates are based on country-level analysis for 17 developing countries. Average potential impacts and simulation results are reported for countries where coefficients for the variables of interest are statistically significant.

**Figure 9: Potential Gains in Birth Registration (versus Less than Primary Completed)**



Source: Authors. The Figure displays average marginal potential impacts.

What about the potential impact of child marriage, or rather in this case early childbearing, on the likelihood of birth registration? When mothers have children below the minimum legal age for marriage, legislation aimed at delaying the age at marriage could potentially lead to lower birth registration rates if women are fearful that having a child at a young age suggests that marriage took place before the minimum legal age. Whether such disincentives are at work

depends on the context of each country, and whether the legal minimum age for marriage is enforced, which is not necessarily the case in developing countries. Table 24 provides estimates of the potential impact of early childbearing on birth registrations. In most cases, potential impacts are not statistically significant, and in the few cases where statistically significant potential impacts are observed, they tend not to be large.

**Table 24: Potential Impact of Early Childbearing for Mothers on Birth Registration and Simulations**

	Statistically Significant Potential Impacts versus Mother at 18+			National Simulated Potential Impacts Elimination of Early Childbearing	
	Number of Countries	Share of Countries (%)	Average Impact	Absolute Reduction	Proportional Change from Base (%)
<b>Birth Registration</b>	4	27	-8.5	0.68	1.03

Source: Authors. Regression analysis based on data from Demographic and Health Surveys.

Note: Estimates are based on country-level analysis for 17 developing countries. Average potential impacts and simulation results are reported for countries where coefficients for the variables of interest are statistically significant.

## DOMAIN 6: SOCIAL CAPITAL AND INSTITUTIONS

### ALTRUISTIC BEHAVIORS

Altruistic behaviors are fundamental for the well-being of individuals – both those who benefit from altruism and those who practice it. The behaviors also matter for social cooperation and trust at the level of communities and societies. As with other indicators, multiple factors are likely to affect individual altruistic behaviors. For this study, we look again at the potential impact of women’s educational attainment on the likelihood that they engage in altruistic behaviors using data from the Gallup World Poll. Three indicators of altruistic behaviors are considered: (1) whether a woman made in the past month a monetary contribution to a charity; (2) whether she volunteered her time with any organization in the past month; and (3) whether she helped a stranger or someone she did not know who needed help.

Table 25 and Figure 10 provide the estimates of the association between educational attainment with each behavior. Controlling for many other factors that affect these behaviors including levels of per capita income, a secondary education level is associated with an increase in the likelihood of engaging in the three behaviors of four to six percentage points. For tertiary education, the increase is at 10 to 14 points. As done for Table 22, we refer in the title of Table 25 to associations as opposed to potential impacts to emphasize that for these specific indicators, one should again be especially careful about not necessarily inferring causality. The same terminology is used for other indicators in this section.

Why is a higher level of educational attainment associated with a higher likelihood of altruistic behaviors? Research has found that social exclusion decreases the likelihood of prosocial behavior, and this may be one of the channels underlying the correlation between low educational attainment and the measured altruistic behaviors. Another hypothesis is that women with higher levels of education tend to in a better position in life, and thereby are more

able to help others. Even though we control among others for household per capita income and women’s employment status in the regressions, a higher level of educational attainment is likely to be associated with a position in life where women have a higher ability to help others. By contrast, women who are less educated tend to be poorer and they may struggle just to make ends meet. They may not

have the social networks nor the resources that would enable them to volunteer, donate to charity, or help strangers. In other words, it is not that women who are better educated are intrinsically more altruistic than those who are less well educated. Rather, those who are better educated are on average likely to be in a better position to help others. This is a conjecture, but a reasonable one to interpret the results from the analysis.

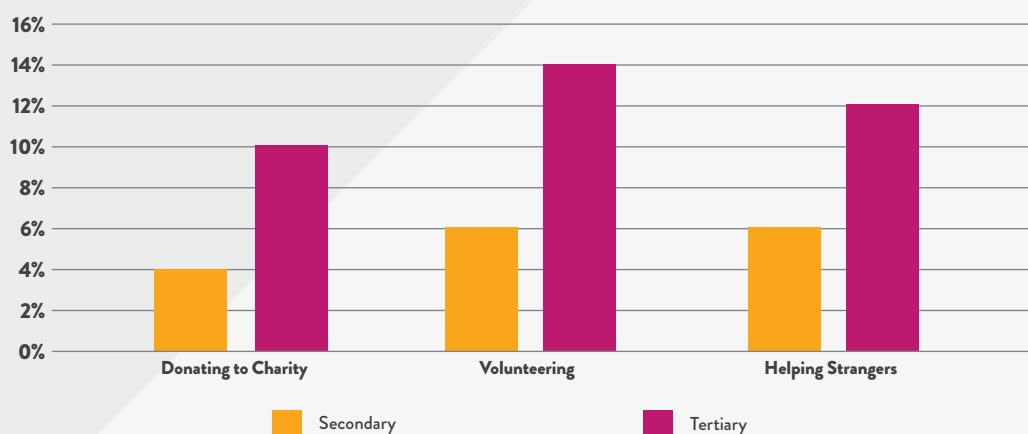
**Table 25: Associations between Educational Attainment and Women’s Altruistic Behaviors**

Women only sample	Secondary (vs. Primary)	Tertiary (vs. Primary)
Donating to charity	0.04	0.10
Volunteering	0.06	0.14
Helping strangers	0.06	0.12

Source: Authors. Regression analysis based on data from the Gallup World Poll.

Note: Regression estimates reported for the pooled sample that includes data for more than 100 countries. NS means that an estimate is not statistically significant at the 10 percent level.

**Figure 10: Potential Change in Altruistic Behaviors (versus Primary Education)**



Source: Authors. The Figure displays marginal potential impacts with pooled data.

What could be the potential effect of universal secondary or tertiary education on altruistic behaviors? The estimates are provided in Table 26. Universal secondary education could lead to an increase in altruistic behaviors of two to three percentage points, an increase of up to one tenth versus the baseline values. Indeed, while only one in five women

volunteers in the baseline estimates, the proportion is at one in three for charitable donations and four in ten for helping strangers. For universal tertiary education, the increase could be at close to ten percentage points, leading to gains versus baseline values of one fifth to one third, depending on the specific altruistic behavior considered. These gains are again substantial.

**Table 26: Simulated Potential Change in Altruistic Behaviors by Educational Attainment**

Women only sample	Baseline Estimate	Universal Secondary	Proportional Change	Universal Tertiary	Proportional Change
Donating to charity	30.3	33.0	9.0	39.0	28.9
Volunteering	19.1	21.0	10.0	26.0	36.0
Helping strangers	43.5	46.5	7.0	51.6	18.7

Source: Authors based on Gallup World Poll data.

Note: Simulations reported for the pooled sample that includes data for more than 100 countries. NS means that a simulation is not shown because the coefficient was not statistically significant at the 10 percent level.

## FRIENDSHIPS AND SUPPORT NETWORKS

Increased education can be important for nation-building and for social cohesion. At the individual level, friendships made in late secondary school and in tertiary education can be very important for girls’ transition to adulthood. Two interesting questions are asked in the Gallup World Poll in this area. The first is whether women are satisfied with their opportunities to make friends, and the second whether they

can rely on these friends when in need. As shown in Table 27, in comparison to women with only a primary education or less, a higher level of educational attainment is not associated with an increase in the opportunity to make friends, but it is associated with a higher ability to rely on such friends when in need. The gain is at five percentage points with secondary education and seven points with tertiary education.

**Table 27: Associations between Educational Attainment and Women’s Friendships**

Women only sample	Secondary (vs. Primary)	Tertiary (vs. Primary)
Having friends that help you	0.05	0.07
Satisfied with opportunities to make friends	NS	NS

Source: Authors based on Gallup World Poll data.

Note: Simulations reported for the pooled sample that includes data for more than 100 countries. NS means that a simulation is not shown because the coefficient was not statistically significant at the 10 percent level.

What could be the potential effect of universal secondary or tertiary education on psychological well-being for women? The results from the simulations are reported in Table 28. Globally, with universal tertiary education, there could be an increase of up to one tenth from the base in the reported ability to have friends on which to rely on when in need. This is again high given that the regression analysis controls for

a wide range of other factors that could affect the ability to have friends that can help. One potential explanation is that individuals often become friends with others from a similar socio-economic background. Therefore, friends of better educated women may have the (financial) ability to help them especially when they are in need, while friends of women with lower levels of educational attainment may not have that ability.

**Table 28: Simulated Potential Change in Women’s Friendships and Support Networks by Educational Attainment**

Women only sample	Baseline Estimate	Universal Secondary	Proportional Change	Universal Tertiary	Proportional Change
Having friends that help you	76.1	79.5	4.4	82.9	8.9
Opportunities to make friends	78.1	NS	NS	NS	NS

Source: Authors based on Gallup World Poll data.

Note: Simulations reported for the pooled sample that includes data for more than 100 countries. NS means that a simulation is not shown because the coefficient was not statistically significant at the 10 percent level.

## SOCIAL INSTITUTIONS

The last set of indicators considered in this study pertains to trust in social institutions, trust in a country’s leaders, and perceptions of one’s community. For the three categories of indicators combined, a total of 15 perceptions are considered. The results are provided in Table 29 for the potential impacts of secondary and tertiary education controlling for a wide range of other factors that could affect these perceptions. There are indications that a higher level of educational attainment is associated with less confidence in institutions, a perception that corruption is widespread, a concern that freedom of the press may be limited, and lower approval ratings for leaders.

The story here may be similar to that mentioned for the satisfaction of women with basic services. One would

expect well-educated women to be more critical about core institutions or their leaders as they may be better informed of potential issues with those institutions or leaders. As was the case for satisfaction rates for basic services, this is not a bad thing as concerns may lead women to exercise their agency and require better functioning institutions, less corruption, and better leaders. At the same time, for their own community, women with higher levels of educational attainment tend to be more satisfied in terms of how welcoming the communities are to various types of individuals that could face hardship or discrimination such as racial and ethnic minorities, immigrants, gay and lesbian people, or people with intellectual disabilities. These perceptions may reflect the women’s own attitudes as opposed to the actual reality in communities, but the fact that the measured associations are positive is encouraging.



**Table 29: Associations between Educational Attainment and Women’s Perceptions of Institutions and Leaders**

Women only sample	Secondary (vs. Primary)	Tertiary (vs. Primary)
<b>Perceptions of Institutions</b>		
Confidence in local police force	-0.04	-0.05
Confidence in military	-0.04	-0.07
Confidence in judicial system and courts	-0.08	-0.08
Confidence in national government	-0.07	-0.07
Confidence in the honesty of elections	-0.07	-0.03
Afraid to express political views	0.01	NS
<b>Perceptions of Corruption and Leaders</b>		
Corruption is widespread across government	0.03	NS
Approving job performance of the leader	-0.06	-0.05
Approving way the President handling his job	-0.05	-0.05
Your country’s media has a lot of freedom	-0.04	-0.08
<b>Satisfaction with Community</b>		
Good place to live for racial and ethnic minorities	NS	0.01
Good place to live for immigrants	0.02	0.04
Good place to live for gay and lesbian people	0.03	0.07
Good place to live for people with intellectual disabilities	0.01	NS
Recommend your city to others	0.01	0.03

Source: Authors based on Gallup World Poll data.

Note: Simulations reported for the pooled sample that includes data for more than 100 countries. NS means that a simulation is not shown because the coefficient was not statistically significant at the 10 percent level.

If simulations for the potential changes in these perceptions under universal primary or secondary education were conducted, the potential effects would follow readily from the above potential impacts. As was the case for perceptions related to the satisfaction with basic services, we do not provide here the simulations. This is again because for issues related to trust in institutions, the coefficient estimates provided in Table 29 are likely the result of several factors. This includes not only potentially higher expectations for service quality or integrity in the management of institutions among women with higher levels of education, but also

possibly differences in the actual quality of the services provided or in the integrity of institutions at the local level, with possibly lower quality services in poorer and less well-educated areas. The complexity of the factors at play make inferences that could suggest causality more problematic, even if again we note the interesting relationships that the coefficient estimates in Table 29 suggest between educational attainment and indicators of trust in national institutions that are constitutive of social capital.

# POTENTIAL ECONOMIC COSTS

## MEASUREMENT APPROACH

Low educational attainment for girls has major potential negative impacts for themselves, their children and their households, their communities, and societies. These potential impacts have been documented in previous sections for more than 50 different indicators, and many more could have been considered. What are some of the economic costs associated with those potential impacts? For many potential impacts, this is a hard question to answer, but for a few potential impacts, estimations can be provided. This is done in this section for the losses in earnings for women and the welfare losses for populations from high rates of population growth in countries with high fertility rates. In addition, we discuss briefly the potential for losses in earnings in adulthood for children who are stunted. As mentioned in the introduction, the objective is not to provide precise costs, but rather to give an order of magnitude of expected potential costs, simply to show that these potential costs are indeed likely to be very large.

Typically, researchers looking at the potential impact of a lack of educational attainment on development have focused on annual measures of income losses or gains, or measures of growth in income. These analyses focus on the potential losses in earnings or Gross Domestic Product (GDP) from low educational attainment, whether for girls/women or boys/men. This focus on annual incomes is natural since GDP is the standard measure according to which the economic performance of countries is measured today. Yet GDP growth is a short-term measure of performance, which may be misleading about the health of an economy because it does not reflect whether a country is investing in the assets base that will sustain its long-term growth – including the education of its workforce and especially girls. For example, a country could deplete its natural capital base or fail to invest in the human capital of its people and still be able generate high rates of GDP growth in the short run, although probably not in the long-run.

In this study as in previous work at the World Bank on the cost of gender inequality (Wodon and de la Brière, 2018), we rely on a different approach to measure the losses that result from low educational attainment for girls, or equivalently, the gains associated with higher attainment. Instead of measuring

losses or gains as annual flows (the GDP or annual earnings approach), we focus on losses in human capital (the wealth approach). Human capital wealth is defined as the present value of the future earnings of today's labor force, considering individuals aged 15 and above. When the analysis is done by gender, human capital wealth can be estimated separately for men and women, and the losses in human capital wealth from not educating girls can be measured accordingly.

At least three arguments justify using a wealth (stock) approach as opposed to a GDP or earnings (flow) approach to measure the economic losses from not educating girls. First, using a flow approach does not reveal the full magnitude of the losses faced by women throughout their working life. Estimates of losses from low educational attainment based on human capital wealth are substantially larger than those based on annual earnings or GDP simply because wealth is much larger than GDP. The full magnitude of the losses from low educational attainment for girls appears only when considering women's human capital wealth, that is the present value of women's future earnings over their lifetime.

Second, a flow approach tends to emphasize losses for individuals at the peak of their earnings, since they account for a larger share of the labor earnings in GDP. Again, it seems more appropriate to look at women's lifetime earnings to better reflect expected losses from low educational attainment. This should give a higher weight to younger women than is the case with the flow approach.

Third, and perhaps most fundamentally, a wealth approach is forward-looking as it emphasizes sustainability. As already mentioned, countries' economic development has traditionally been assessed through GDP per capita, a measure of the income produced by a nation in a given year. Similarly, economic performance has been traditionally assessed through growth in GDP per capita. But with which resources is GDP produced? GDP, or more precisely the consumption component of GDP, is essentially the annual return that a country reaps from its wealth, the assets base that it uses for production. Wealth consists of natural capital such as agricultural land, forest, oil, gas and minerals, to give a few examples. It also consists of produced capital – think about infrastructure, machinery, factories, or buildings. Finally, wealth consists of human capital, such as a well-educated and productive labor force. These three categories – produced, natural, and human capital, are considered the three main components of the changing wealth of nations,

that together with net foreign assets, provide the assets base that countries rely on to produce GDP capita from year to year. The wealth approach thus emphasizes sustainability.

Given the advantages of wealth accounting over annual earnings or GDP measures to measure losses in earnings due to low educational attainment for women, we rely in this note on research recently completed by the World Bank on the Changing Wealth of Nations study (Lange et al., 2018). Building on two previous reports (World Bank, 2006, 2011), the study covers the period 1995 to 2014. It includes not only estimates of produced capital and natural capital, as did previous reports, but also estimates of human capital following the approach suggested by Jorgensen and Fraumeni (1992a, 1992b). The estimations of human capital are based on household survey data. They represent a significant improvement over past estimates where total wealth included a large unexplained residual called 'intangible capital'. This residual, it turns out, consists for the most part of human capital wealth. By measuring the shares of human capital wealth associated to men and women at the country level, as done in previous work on gender inequality (Wodon and de la Brière, 2018), the methodology enables us to estimate lifetime earnings losses due to low educational attainment for women specifically.

## LOSSES IN HUMAN CAPITAL WEALTH FROM WOMEN'S EARNINGS

The methodology for estimating human capital wealth is explained in Appendix 2. Before discussing losses in human capital wealth from low educational attainment for girls and women, it is useful to provide the baseline estimates of human capital and total wealth in absolute value and in per

capita terms. The estimates are from Lange et al. (2018). They are based on data for 141 countries accounting for 95 percent of the world's population. All estimates are in constant US dollars of 2014.

As shown in Table 30, global wealth stood at US\$ 1,143 trillion in 2014. Human capital wealth was at US\$ 737 trillion, accounting for more than two thirds of total wealth versus just under one tenth for natural capital and about a quarter for produced capital. In per capita terms, total wealth stood at US\$ 168,580 per person, with human capital wealth estimated at US\$ 108,654 per person. Inequality in human capital and total wealth between countries is high. In high income OECD countries, total wealth per capita is above US\$ 700,000, and human capital wealth is at close to US\$ 500,000 per person. This is more than 90 times the level in low income countries where human capital wealth is at only US\$ 5,564 per person.

Table 30 also provides estimates of human capital wealth by gender. Globally, in 2014 women accounted for 38 percent of human capital wealth versus 62 percent for men. This proportion is similar to results obtained by studies of the share of women and men in Gross Domestic Product (McKinsey, 2015; World Economic Forum, 2017). In absolute terms, human capital wealth attributed to women was estimated at US\$ 283.6 trillion in 2014 versus US\$ 453.2 trillion for men. These are in fact essentially the proportions observed for upper middle and high-income OECD countries which account for the bulk of human capital wealth globally due to higher earnings in those countries. In low and lower-middle income countries, in part due to India, women account for a third or less of human capital wealth.



**Table 30: Estimates and Components of the Wealth of Nations**

Women only sample	Total Wealth in 2014 (US\$ Trillions)	Per Capita Wealth in 2014 (US\$)
<b>Total wealth</b>	1,143.2	168,580
<b>Produced capital</b>	303.5	44,760
<b>Natural capital</b>	107.4	15,841
<b>Human capital</b>	736.9	108,654
<b>Of which men</b>	453.2	66,832
<b>Of which women</b>	283.6	41,823
<b>Net foreign assets</b>	-4.6	-676

Source: Lange et al. (2018). Analysis based on 141 countries with a population of 6.8 billion people in 2014.

To measure the potential cost of not educating girls, simulations are again conducted. Since the gains from primary education tend to be low, the focus is on losses in human capital wealth in comparison to a scenario in which all women would have a secondary education, whether partial or completed. The idea is to shift women with no or only primary education to secondary education, and measure the gains in earnings and thereby human capital wealth that could result. These gains are equivalently the measure of the losses from not having universal secondary education (partial or completed) for women. The individual-level losses from low education are aggregated first at the country level, then at the global level.

Different models for the simulations would generate different results. Referring to the earlier discussion on the wage regressions, both models with education defined in years or levels could be used. The two types of models would generate different results. To simulate the benefits of secondary education completion, we rely on the model with years of education to estimate potential gains in earnings and thereby human capital wealth from universal secondary education defined as 12 years of schooling completed for all women. Using the baseline data on human capital wealth in Table 30, and applying to these estimates the expected country-specific gains in earnings from the wage regressions when shifting women from less than 12 years of schooling to 12 years, the global losses from low educational attainment are estimated at just under US\$ 30 trillion, or about ten percent of the baseline value of women’s human capital. This is an approximate estimate whereby human capital wealth estimates are scaled up in the simulations by the average country-specific gain in women’s earnings from the

wage regressions. As mentioned in Box 4, the estimates of potential gains in earnings from universal secondary education do not account for general equilibrium effects. A second scenario could be considered in which the educational expansion could reduce by as much as half the benefits from higher educational attainment. This could happen if the economy fails to grow at a rate that can generate sufficient jobs to absorb the more educated women entering the labor market, and/or if the educational expansion were to negatively affect education quality due to the lack of adequate investments in inputs required to ensure learning. In that case, with a reduction of the potential benefits from higher educational attainment of 50 percent, the losses in human capital wealth from achieving universal secondary education would be valued at US\$ 15 trillion.

These estimates of the losses in human capital wealth from low educational attainment for girls and women are again only orders of magnitude – they are not meant to be precise or definitive given the many assumptions involved. On the one hand, with the baseline estimate, the model may overestimate gains, since general equilibrium effects that could lead to smaller gains in earnings when more women become better educated are not factored in. On the other hand, only earnings gains for women already working are considered in the analysis. Therefore, the estimate may be conservative because gains in labor force participation are not included and, as shown in Table 4, the increase in labor force participation could be important. Overall, by providing a range of potential benefits from US\$ 15 trillion to US\$ 30 trillion, we wish to indicate that while it is difficult to provide a precise estimate of potential benefits, it should be clear that the benefits are large.

The suggestion that women's human capital wealth would increase by only five to 10 percent globally with universal secondary education (partial or completed) may be surprising. In separate work using a similar approach, the potential gains in human capital wealth from achieving gender equality in earnings between men and women were estimated at US\$ 160 trillion (Wodon and de la Brière, 2018). Why are the gains from universal secondary education for girls/women smaller? The main reason is that gender gaps in earnings between women and men are observed worldwide, including in upper middle and high-income countries that concentrate most of the world's human capital wealth. By contrast, low educational attainment for women is concentrated in low and lower middle-income countries where estimates of human capital wealth per woman are much smaller. In other words, the number of women assumed to benefit from a higher level of educational attainment in upper middle and high income countries is limited. While many more women benefit from higher educational attainment in the simulations in low and lower middle-income countries, the absolute gains in human capital wealth for those women are smaller in absolute value. Still, in comparison to base values, the simulated gains in human capital wealth in low and lower middle income countries tend to be larger in proportional terms, and are in some cases quite large.

### LOSSES IN HUMAN CAPITAL WEALTH FROM UNDER-FIVE STUNTING

For stunted children and their families, the cost of stunting may not be primarily economic. At the same time, when considering the potential impact on human capital wealth of stunting due to low educational attainment for mothers, the focus must be on potential monetary costs. What is the loss in human capital wealth from higher stunting rates among children due to a lack of educational attainment for their mothers? Research suggests a loss in productivity in adulthood associated with lower height. It has been suggested that undernutrition may lead to economic losses equivalent to four to 11 percent of Gross Domestic Product in sub-Saharan Africa and Asia (Horton and Steckel, 2013). Results from an experiment in Guatemala suggest that children who benefited from nutrition supplements were less likely to be stunted and had better cognitive abilities and higher levels of per capita consumption in adulthood, making the intervention highly cost effective (Hoddinott et al., 2013).

The analysis of nutrition outcomes presented earlier suggests that in countries where the potential impact was found to be statistically significant (just over a third of the countries for which the analysis was carried), universal secondary education for mothers could help reduce stunting rates by more than a third. In addition, early childbearing could be reduced by keeping girls in school and avoiding child marriage, which could also contribute to lower stunting rates, although to a smaller extent than better educational attainment for mothers. Simulations based on these results and the potential impact of stunting in childhood on earnings in adulthood suggest that universal education for girls could bring additional gains, but that those gains are of a smaller order of magnitude in comparison to those mentioned above for women's earnings.

### LOSSES IN WELFARE DUE TO POPULATION GROWTH

The earlier analysis demonstrated that women's educational attainment has a large potential impact on their lifetime fertility and population growth, both directly and through a reduction in child marriage and early childbearing. In the 18 countries for which simulations were carried with demographic projection tools, the average reduction in population growth was estimated at -0.18 percentage points. The reductions in annual population growth rates are however different depending on which country is considered. In India, the largest of the 18 countries, the reduction was estimated at only -0.08 percentage point because the country has already gone through much of its demographic transition. For perspective, India's annual population growth rate is currently at 1.2 percent per year, versus more than two percent and in some cases three percent or more per year for many other countries included in the simulations.

At the global level, estimates of the potential impact of ending child marriage in 2015 on the global population were obtained based on detailed analysis for 18 countries and extrapolations for another 88 countries with data on child marriage. The results suggest that the world population could be 1.4 percent lower in 2030 if child marriage could have been ended in 2015 versus business-as-usual trends. This cumulative reduction in the total population of the world after 15 years is smaller than the reduction in the 18 reference countries because the incidence of child marriage is lower in the rest of the world than in those 18 countries. Now, the potential impact on fertility of universal secondary



education for the same 18 countries is more than twice that of child marriage, as was shown earlier. Therefore, universal secondary education could lead to a larger reduction in population growth by 2030 of up to 3.3 percent versus business as usual scenarios. Universal secondary education could also virtually end child marriage. Hence, combining the potential impacts of ending child marriage and that of achieving universal secondary education could generate a reduction in the world's population of up to 4.7 percent by 2030 under the same reasoning. This is a large potential impact, but it corresponds to extreme assumptions – the achievement of universal education and the elimination of child marriage right from the start of the simulations in 2015. The annual reduction in population growth leading to that potential effect would be at about 0.3 percent per year.

How much is this worth in terms of human capital wealth per capita? In the medium term, since children who would not be born would have taken at least 15 years to enter the labor force if not more, lower population growth results in an increase in human capital wealth per capita since the denominator (population) is smaller while the numerator (human capital wealth) does not change (it could actually increase if lower fertility rates lead to higher labor force participation by women). With global wealth at US\$ 1,143 trillion in 2014 as shown in Table 30, even a small percentage

of that wealth (0.3 percent per year) is valued at more than US\$ 3 trillion in terms of the increase in human capital wealth that could result from lower population growth in the initial year for the simulations. This is the valuation for the first year of potential impact only. The benefits from lower population growth would increase from one year to the next since the reduction in population growth would continue in subsequent years (each year, the population growth rate would be about 0.3 percent lower than under a business-as-usual scenario).

Given this cumulative effect, over ten years, the potential impact could be about ten times larger (in fact, slightly larger due to compounding), at which time it could be of an order of magnitude similar to that observed for losses related to women's earnings. In addition, as standards of living, wages, and thereby human capital wealth would increase, so would also the valuations of the gains in wealth per capita from lower population growth. Thus, while the losses from higher population growth due to low educational attainment for women could be initially smaller than the losses related to women's earnings mentioned above, losses from high population growth are far from being negligible and would increase over time, ultimately catching up and probably exceeding losses from women's earnings.



## CONCLUSION

Globally, only three in four girls complete their lower secondary education. In low income countries, the proportion is one in three. Low educational attainment for girls has negative consequences not only for them, but also for their children and household, as well as for their community and society. This study has documented the potential impacts of educational attainment for girls and women in six domains: (1) earnings and standards of living; (2) child marriage and early childbearing; (3) fertility and population growth; (4) health, nutrition, and well-being; (5) agency and decision-making; and (6) social capital and institutions. The results are sobering: the potential economic and social costs of not educating girls are large.

Key findings are summarized in Table 31. Low educational attainment reduces expected earnings in adulthood, and it depresses labor force participation, leading to

lower standards of living. When girls drop out of school prematurely, they are much more likely to marry as children, and have their first child before the age of 18 when they may not yet be ready to be wife and mothers. This in turn is associated with higher rates of fertility and population growth, which in low income countries are major impediments for reaping the benefits of the demographic dividend. Low educational attainment is also associated with worse health and nutrition outcomes for women and their children, leading among others to higher under-five mortality and stunting. Girls who drop out of school also suffer in adulthood from a lack of agency and decision-making ability within the household, and in society more generally. They are also less likely to report engaging in altruistic behaviors such as donating to charity, volunteering, or helping others. Finally, when girls and women are better educated, they may be better able to assess the quality of the basic services they rely on and the quality of their country's institutions and leaders.

Table 31: Selected Potential Benefits from Secondary Education for Girls

Domain	Coverage	Estimated Potential Impacts
Earnings and standards of living	Global	Doubling of expected earnings in adulthood
	Global	Increase in labor force participation by one tenth
	Global	Gain in perceptions of standards of living of up to one tenth
Child marriage and early childbearing	DCs	Virtual elimination of child marriage
	DCs	Reduction in early childbearing by up to three fourths
Fertility and population growth	DCs	Reduction in total fertility by one third
	DCs	Increase in contraceptive use by one fourth
	Global	Reduction in global population growth by 0.3 point
Health, nutrition and well-being	DCs	Increase in women's knowledge of HIV/AIDS by one fifth
	DCs	Increase in women's decision-making ability for health by one fifth
	Global	Increase in women's psychological well-being
	DCs	Reduction in under-five mortality rate by up a fifth
	DCs	Reduction in under-five stunting rate by more than a third
Agency and decision-making	DCs	Women more likely to exercise decision-making in the household
	Global	Women possibly more likely to better assess quality of basic services
	DCs	Increase in likelihood of birth registration by one fifth
Social capital and institutions	Global	Women more likely to report altruistic behaviors
	Global	Women more likely to report ability to rely on friends when in need
	Global	Women possibly more likely to better assess institutions and leaders
Potential economic costs	Global	Loss in human capital wealth from US\$ 15 trillion to US\$ 30 trillion
	Global	Benefit from reduced population growth of more than US\$ 3 trillion in first year after universal secondary completion, cumulative over time

Source: Authors.

Note: DCs = Developing countries.



This study does not discuss interventions and policies to ensure that girls can complete their primary and secondary education and learn while in school. But promising interventions have now been implemented for some time in many countries. These interventions have been evaluated rigorously, and useful lessons can be learned from those evaluations, whether for educating girls (Evans and Yan, 2018) or for delaying marriage and childbearing (Botea et al., 2017). For educating girls, the literature suggests that interventions specific to girls may help increase access and thereby educational attainment. By contrast, to improve learning, successful interventions don't necessarily need to be targeted to girls. For delaying marriage and childbearing, education interventions tend to be the most successful,

and more so than safe space programs that do not provide incentives for girls to remain in school. Beyond interventions to improve education opportunities and delay marriage as well as early childbearing, programs providing economic opportunities for women help in making investments in education more attractive to girls and their families. Some of these interventions are reviewed in a separate World Bank study on the cost of gender inequality in earnings and programs to achieve equality (Wodon and de la Brière, 2018). Improving education and employment opportunities for girls and women could have substantial budget costs, but the benefits from higher educational attainment for girls could also generate budget savings (see Box 9).

## BOX 9: BUDGET COSTS AND SAVINGS WITH UNIVERSAL SECONDARY EDUCATION

Achieving universal quality secondary education for girls would have a cost, both for state budgets and for households (out-of-pocket and opportunity costs). The costs for households could be computed from household surveys, and those for states could be computed from budget simulation tools, such as the tool created by Wils (2015). Apart from increasing access for girls to secondary education, it is also important to increase quality, which could also lead to costs that should not be underestimated.

However, as mentioned in the conceptual framework for this study, budget savings could also be realized with universal secondary education for girls, for example through lower population growth from smaller fertility rates. In education for example, lower fertility would reduce the size of new cohorts of children, with the reduction becoming larger over time in comparison to business-as-usual projections since the potential effect of lower population growth would be cumulative over time (Wodon, 2018). Savings in the provision of basic services from lower rates of population growth would also be observed in other areas such as healthcare and basic infrastructure. It is beyond the scope of this study to compare the cost of secondary education for girls to the savings from lower population growth and other potential effects (such as an improvement in the health status of young children), but it is important to note that some budget savings for governments could be achieved, if not immediately, at least in the medium term.

To conclude, the potential negative impacts of not educating girls are both substantial and wide-ranging. Monetary estimates of a few of the potential impacts of low educational attainment have been provided using measures of human capital wealth. These estimates should be considered as illustrative only, since they rely on many assumptions, and different estimation approaches would lead to different estimates. What is clear however is that the potential economic costs are large, running in the trillions of dollars

just with the two potential impacts for which tentative costs were estimated. Finally, an important message from the analysis is that ensuring universal primary education is not enough. The benefits from education are much larger at the secondary and tertiary levels than at the primary level. Investing in proven programs and policies will be key to ensure a better future for girls and enable countries to fulfill their development potential. This makes economic sense. It is also the right thing to do.

# APPENDIX 1: DATA AND METHODOLOGY

## DATA SOURCES

Three main types of surveys are used for the quantitative analysis. Estimates of the gains from education and losses in earnings due to low educational attainment for women are based on nationally representative household and labor force surveys from the World Bank's International Income Distribution Database (I2D2). The analysis builds on previous work at the World Bank to measure human capital wealth for 141 countries as part of an analysis of the changing wealth of nations. In a nutshell, human capital wealth is defined as the present value of the future incomes of the labor force, and it can be compared to other sources of wealth such as natural or produced capital. The estimates of human capital wealth have been disaggregated by gender. When using surveys from the I2D2 database and when estimating human capital wealth, the regression analysis is conducted for each country separately.

The second key source of data for the estimations is a set of publicly available Demographic and Health Surveys (DHS). Building on previous work on the economic impacts of child marriage, detailed analysis of the correlates of selected development outcomes was implemented with the most recent DHS for 18 developing countries: Bangladesh, Burkina Faso, Democratic Republic of Congo, Dominican Republic, Egypt, Ethiopia, India, Malawi, Mali, Mozambique, Nepal, Niger, Nigeria, Pakistan, Republic of Congo, Tanzania, Uganda, and Zambia. The choice of these countries was guided by policy considerations and the fact that most have low levels of educational attainment for girls and high levels of child marriage. While the sample is tilted towards sub-Saharan Africa and South Asia, Latin America and the Caribbean and the Middle East and North Africa are each represented by one country. As with surveys from the I2D2 database, regression analysis is conducted for each country separately when using DHS data.

The third main source of data is the Gallup World Poll which covers more than 150 countries. The Poll typically surveys 1,000 individuals in each country, using a standard set of core questions that has been translated into the major languages of the respective country. Because the samples at the country level are relatively small, the regression analysis for this study is conducted with the pooled dataset. While

survey data or specific questions are not available for all years for all countries, the pooled data set used for the analysis is large, with more than 200,000 observations. A total of 114 countries are included in our final sample: 10 from East Asia and the Pacific, 40 from Europe and Central Asia, 21 from Latin America and the Caribbean, four from the Middle East and North Africa, one for North America, seven from South Asia, and 31 from sub-Saharan Africa. While some regions have better representation than others, most of the world's population is included because large countries in terms of population are covered. Because of the large sample size of the pooled dataset, it is easier to obtain statistically significant coefficients in the regression analysis with those data. While for this study regression estimates are obtained for the world, in subsequent work estimates could be obtained for various regions or groups of countries.

In addition to relying on surveys, the team conducted qualitative work on the constraints faced by girls to continue their education, with a focus on sub-Saharan Africa where these constraints are most severe. Qualitative data were obtained for countries in West Africa, Central Africa, and East Africa. While these data are not used systematically for this note, excerpts from respondents in focus groups or in-depth qualitative interviews are provided to illustrate findings that emerge from the quantitative analysis.

## METHODOLOGY

The study aims to estimate the potential impacts of low educational attainment for girls on development outcomes and the economic costs associated with some of these potential impacts. The term potential 'impact' is used for simplicity and for the study to be readable to non-technical audiences, but one must be careful about not necessarily inferring causality. Estimates of potential impacts are obtained through regression analysis to control for other variables that may affect the outcomes of interest. Different types of regression techniques are used depending on the outcomes of interest. In some cases, simulations or statistical analysis are used. What is measured are thus statistical associations, and not necessarily impacts as could be observed with randomized control trials or quasi-experimental methods. Said differently, the regression analysis provides estimates of likely potential impacts, but there is always a risk of bias (and in some cases upward bias) in the measures of the likely potential impacts being reported due for example to the risk of omitted variables bias.

To reduce the risk of bias in coefficient estimates, different specifications for the regressions have been used, and we typically report results obtained with the largest number of controls. In addition, we report only the direct potential impact of educational attainment on outcomes of interest. Because educational attainment may affect other variables included in the controls, we tend to underestimate total potential effects. This is done on purpose to be conservative in the claims made about the benefits of educating girls or the potential cost of not doing so. For example, in the regressions with the Gallup World Poll, per capita income as well as the employment status of women are included in the controls. Apart from the direct potential effect of educational attainment on many outcomes, additional beneficial potential impacts would normally be observed through the indirect potential impact of educational attainment on per capita income and employment status. These indirect potential effects are not reported. The only exception is for child marriage and early childbearing under the assumption supported by the data that achieving universal secondary education could reduce dramatically the rates of child marriage and could also reduce substantially early childbearing.

Based on measures of likely potential impacts, potential costs associated with selected potential impacts are then computed. Note that we provide such cost estimates only for a few potential impacts. These potential costs rely on assumptions and are thus tentative. The estimated costs represent an order of magnitude of potential costs rather than precise estimations. More details on the data sources and methodologies used for estimations and how they relate to key findings are available from the authors.

## PRESENTATION OF RESULTS

An explanation may be helpful as to why results are reported slightly differently for work based on DHS and I2D2 data and work based on the Gallup World Poll. Two differences are worth mentioning.

First, the Gallup World Poll provides data on educational attainment in only three categories: primary and below, secondary, and tertiary. This means that we can only report the potential impact of a secondary or tertiary education in comparison to having a primary education. We cannot distinguish those who have some primary education or a completed primary education from those who have no education at all. By contrast, with DHS surveys, we can

disaggregate education levels more finely. This is why potential impacts are reported for five different education levels in comparison to having no education at all. These five levels are no education at all or some primary education, a completed primary education, some secondary education, a completed secondary education, and finally higher education. When using data from the I2D2 surveys, we either consider the number of years of education of the individual, or four levels: no education at all, primary education, secondary education, and tertiary education, in each case whether the cycle was completed or not.

A second difference relates to the fact that when using DHS or I2D2 data, as mentioned above, regressions are estimated with each individual country. By contrast, when using the Gallup World Poll, only one regression is estimated per indicator of interest for the full dataset. For results based on the Gallup World Poll, there is thus only one regression coefficient to report. But for results based on DHS and I2D2 data, we have different regression coefficients for each country. For analysis with DHS data where estimations were done in most cases for 18 countries, the option adopted for presenting results is to report the number and share of countries where statistically significant potential impacts are observed, and the average value of those potential impacts when the coefficients in the regression analysis are statistically significant. For I2D2 data, because of the much larger number of countries involved, we simply report average values across countries (most coefficients in wage regressions are statistically significant).

## APPENDIX 2: HUMAN CAPITAL WEALTH ESTIMATES

The estimation of the potential economic costs of low educational attainment for girls provided in this study for earnings and population growth rely on previous estimates of human capital wealth (Lange et al., 2018). Human capital wealth is defined as the discounted value of future earnings for a country's labor force. In practice, we estimate how likely it is that various types of individuals will be working, and how much they will earn when working. By "various types" of individuals, we mean individuals categorized by age, sex, and level of education. Essentially, we use household surveys to construct a dataset that captures (1) the probability

that individuals are working depending on their age, sex, and years of education; and (2) their likely earnings when working, again, by age, sex and years of schooling. This is done separately for men and women, and results in estimates of human capital wealth by gender. Typically, women earn significantly less than men on average, whether this is due to lower labor force participation, fewer hours of paid work when working, or lower earnings per hour worked.

Estimates of the likelihood of working for individuals are based on observed values in household and labor force surveys. Estimates of expected earnings are based on wage regressions. The regressions are used to compute expected earnings throughout individuals' working life, considering their sex, education level, and assumed experience (computed based on age and the number of years of education completed). Expected earnings are computed for all individuals in the surveys from age 15 to age 65, noting that some individuals may go to school beyond age 15. The analysis also considers the life expectancy of the labor force. In countries with high life expectancy, workers are expected to work until age 65, but in other countries they may not be able to. For simplicity, when estimating the present value of future earnings, the same discount factor for future earnings is applied to all countries.

The household surveys used for the computation of the earnings profiles—as well as the probability of working—are nationally representative. The surveys are in most cases of good quality, but they may still generate estimates that are not consistent with either the system of national accounts or population data for the countries. Therefore, two adjustments are made. First, to ensure consistency of the earnings profiles from the surveys with published data from national accounts, earnings estimates from the surveys are adjusted to reflect the share of labor earnings (including both the employed and the self-employed) in GDP as available in the Penn World Tables. Second and separately, the estimations also

rely on two variables obtained from data compiled by the United Nations Population Division: (1) population data by age and sex (so that the data in the household surveys can be better calibrated); and (2) mortality rates by age and gender (so that the expected years of work can be adjusted, accounting for the fact that some workers will die before age 65). Again, we adjust data from the surveys to population estimates from the United Nations to ensure that estimates are adequate. For individuals in the 15-to-24 age group, the probability of remaining in school is also considered.

Given the estimation of human capital wealth based on wage regressions, the measure accounts not only for the number of years of schooling completed by workers, but also for the earnings gains associated with schooling (which implicitly factors in the quality of learning in school), whether individuals work (labor force participation), and for how many years they work (accounting for health conditions through life expectancy). Estimations of human capital wealth are done separately for men and women. This means that once we have estimates of human capital wealth by gender, we can estimate losses in human capital wealth due to low educational attainment for girls specifically.

When considering gains in wealth per capita from lower population growth, total wealth estimates are used instead of estimates of human capital wealth. This is because lower population growth would result in higher wealth per capita for other categories of wealth too (produced and natural capital).

## REFERENCES

- Acemoglu, D. 2010. Theory, General Equilibrium and Political Economy. NBER Working Paper No. 15944. Boston, MA: National Bureau of Economic Research.
- Acemoglu, D., D. H. Autor, and D. Lyle. 2004. Women, War, and Wages: The Effect of Female Labor Supply on the Wage Structure at Midcentury, *Journal of Political Economy* 112(3): 497-551.
- Angrist, J. D. 1995. The Economic Returns to Schooling in the West Bank and Gaza, *American Economic Review*, 85(5): 1065-87.
- Barageine, J. K., E. Faxelid, J. K. Byamugisha, and B. Rubenson. 2016. 'As a Man I Felt Small': A Qualitative Study of Ugandan men's Experiences of Living with a Wife Suffering from Obstetric Fistula, *Culture, Health and Sexuality*, 8(4): 481-94.
- Black, M. M., S. P. Walker, L. C. H. Fernald, C. T. Andersen, A. M. DiGirolamo, C. Lu, D. C. McCoy, G. Fink, Y. R. Shawar, J. Shiffman, A. E. Devercelli, Q. T. Wodon, E. Vargas-Baron, and S. Grantham-McGregor. 2016, Early Childhood Development Coming of Age: Science through the Life Course, *The Lancet*, 389 (10064): 77-90.
- Botea, I., S. Chakravarty, and S. Haddock, and Q. Wodon. 2017. Interventions Improving Sexual and Reproductive Health Outcomes and Delaying Child Marriage and Childbearing for Adolescent Girls, *Ending Child Marriage Notes Series*. Washington, DC: The World Bank.
- Canning, D., S. Raja, and A. S. Yazbeck. 2015. *Africa's Demographic Transition Dividend or Disaster?*, Washington, DC: The World Bank.
- Duflo, E. 2004. The Medium Run Effects of Educational Expansion: Evidence from a Large School Construction Program in Indonesia, *Journal of Development Economics*, 74(1): 163-97.
- Evans, D., and F. Yan. 2018. What We Learn about Girls' Education from Interventions that Don't Target Girls. Mimeo. Washington, DC: The World Bank.
- Field, E. and A. Ambrus. 2008. Early Marriage, Age of Menarche, and Female Schooling Attainment in Bangladesh. *Journal of Political Economy* 116(5): 881-930.
- Hoddinott, J., J. R. Behrman, J. A. Maluccio, P. Melgar, A. R. Quisumbing, M. Ramirez-Zea, A. D. Stein, K. M. Yount, and R. Martorell. 2013. Adult Consequences of Growth Failure in Early Childhood, *American Journal of Clinical Nutrition* 98(5): 1170-8.
- Horton S., and R. Steckel. 2013. Global economic losses attributable to malnutrition 1900-2000 and projections to 2050, in B. Lomborg, editor, *The Economics of Human Challenges*, Cambridge, U.K.: Cambridge University Press.
- Jorgensen, D.W. and B.M. Fraumeni. 1992a. The Output of Education Sector, in Z. Griliches (ed.). *Output Measurement in the Service Sectors*. Chicago, IL: University of Chicago Press.
- Jorgensen, D.W. and B.M. Fraumeni. 1992b. Investment in Education and US Economic Growth. *Scandinavian Journal of Economics*, 94(Supplement): 51-70.

- Lange, G. M., Q. Wodon, and K. Carey. 2018. *The Changing Wealth of Nations 2018: Sustainability into the 21st Century*. Washington: The World Bank.
- Male, C., and Q. Wodon. 2018. Girls' Education and Child Marriage in West and Central Africa: Trends, Impacts, Costs, and Solutions, *Forum for Social Economics*, 47(2): 262-74.
- McKinsey Global Institute. 2015. *The Power of Parity: How Advancing Women's Equality Can Add \$12 Trillion to Global Growth*. London: McKinsey Global Institute.
- Montenegro, C. E., and H. A. Patrinos. 2014. Comparable Estimates of Returns to Schooling Around the World, Policy Research Working Paper No. 7020, Washington, DC: The World Bank.
- Nguyen, M. C., and Q. Wodon. 2014. Impact of Child Marriage on Literacy and Educational Attainment in Africa, Background Paper for Fixing the Broken Promise of Education for All. Paris and New York: UNESCO Institute of Statistics and UNICEF.
- Nove, A., Z. Matthews, S. Neal, and A. V. Camacho. 2014. Maternal mortality in adolescents compared with women of other ages: evidence from 144 countries, *The Lancet Global Health* 2(3): 155-64.
- Onagoruwa, A., and Q. Wodon. 2018. Measuring the Impact of Child Marriage on Total Fertility: A Study for Fifteen Countries, *Journal of Biosocial Science*, forthcoming.
- Perlman, D., F. Adamu, and Q. Wodon, 2018a. Why Do Adolescent Girls Drop Out of School in Niger? A Combined Quantitative and Qualitative Analysis, *Marchés et Organisations* 32(2): 179-94.
- Perlman, D., F. Adamu, and Q. Wodon, 2018b. Understanding and Ending Child Marriage: Insights from Hausa Communities. *Girls' Education and Child Marriage in West and Central Africa Notes Series*, Washington, DC: The World Bank.
- Plan International República Dominicana. 2017. Niñas esposadas: Caracterización del Matrimonio Infantil Forzado en las provincias de Azua, Barahona, Pedernales, Elías Piña y San Juan. *Planteamientos*, No2.
- Psacharopoulos. G., and H. A. Patrinos. 2018. Returns to Investment in Education: A Decennial Review of the Global Literature, *Education Economics*. forthcoming.
- Qvist, H.-P. Y., A. Holm, and M. D. Munk. 2016. Demand and Supply Effects and Returns to College Education: Evidence from a Natural Experiment with Engineers in Denmark, CHCP Working Papers 2016-4, London, ON: Department of Economics, University of Western Ontario.
- Savadogo, A., and Q. Wodon. 2018. To What Extent Could Ending Child Marriage Reduce Intimate Partner Violence in sub-Saharan Africa? Education Global Practice. Washington, DC: The World Bank.
- UNESCO. 2017. *Reducing Global Poverty through Universal Primary and Secondary Education*, Policy Paper 32/Fact Sheet 44. Paris: UNESCO.
- Wils, A. 2015. Reaching education targets in low and lower-middle income countries: Costs and finance gaps to 2030, Background paper prepared for the UNESCO Education for All Global Monitoring Report, Paris: UNESCO.
- Wodon, Q. 2016. Early Childhood Development in the Context of the Family: The Case of Child Marriage, *Journal of Human Development and Capabilities*, 17(4): 590-98.

Wodon, Q. 2018. Education Budget Savings from Ending Child Marriage and Early Childbirths: The Case of Niger, *Applied Economics Letters*, 25(10): 649–52.

Wodon, Q., C. Male, and A. Onagoruwa. Forthcoming. A Simple Approach to Measuring the Share of Early Childbirths Likely Due to Child Marriage in Developing Countries, *Forum for Social Economics*.

Wodon, Q., C. Nguyen and C. Tsimpo. 2016. Child Marriage, Education, and Agency in Uganda, *Feminist Economist*, 22(1): 54-79.

Wodon, Q., C. Male, A. Nayihouba, A. Onagoruwa, A. Savadogo, A. Yedan, J. Edmeades, A. Kes, N. John, L. Murithi, M. Steinhaus, and S. Petroni. 2017. *Economic Impacts of Child Marriage: Global Synthesis Report*, Washington, DC: The World Bank and ICRW.

Wodon, Q., and B. de la Brière. 2018, Unrealized Potential: The High Cost of Gender Inequality in Earnings. *The Cost of Gender Inequality Notes Series*. Washington, DC: The World Bank.

World Bank. 2001. *Engendering Development through Gender Equality in Rights, Resources, and Voice*, Washington, DC: The World Bank.

World Bank. 2006. *Where Is the Wealth of Nations? Measuring Capital for the 21<sup>st</sup> Century*, Washington, DC: The World Bank.

World Bank. 2011. *The Changing Wealth of Nations? Measuring Sustainable Development in the New Millennium*, Washington, DC: The World Bank.

World Bank. 2012. *World Development Report 2012: Gender Equality and Development*. Washington, DC: The World Bank.

World Bank. 2015. *Global Monitoring Report 2015/16: Development Goals in an Era of Demographic Change*, Washington, DC: The World Bank.

World Bank. 2018. *World Development Report 2018: Learning to Realize Education's Promise*. Washington, DC: The World Bank.

World Economic Forum. 2017. *The Global Gender Gap Report 2017*. Geneva: The World Economic Forum.



**Recommended citation for this study:**

Wodon, Q., C. Montenegro, H. Nguyen, and A. Onagoruwa. 2018, *Missed Opportunities: The High Cost of Not Educating Girls*. The Cost of Not Educating Girls Notes Series. Washington, DC: The World Bank.

This study was prepared by a team at the World Bank with support from the Children's Investment Fund Foundation, the Global Partnership for Education, and the Malala Fund. The work builds on previous studies at the World Bank on the economic impacts of child marriage (jointly with ICRW), the changing wealth of nations, and the cost of gender inequality in earnings. The authors are grateful to Sameera Maziad Al Tuwajjri, Rafael Cortez, Bénédicte de la Brière, Oni Lusk-Stover, Harry Patrinos, and Jeffrey Waite for valuable peer review comments, and Omar Arias for additional comments and advice. Apart from Omar Arias, Luis Benveniste and Meskerem Mulatu provided guidance. Patricia da Camara led the work on communications together with Barry Johnston at the Malala Fund. Weight Creative formatted the study for dissemination. The team is also grateful to Erin McCarthy and Linda Weisert at the Children's Investment Fund Foundation and Louise Banham at the Global Partnership for Education for continuous support. The findings, interpretations, and conclusions expressed in this study are entirely those of the authors and should not be attributed in any manner to the World Bank, its affiliated organizations or members of its Board of Executive Directors or the countries they represent. Citation and the use of material presented in this study should take into account its provisional character. The World Bank does not guarantee the accuracy of the data included in this work. Information contained in this study may be freely reproduced, published or otherwise used for noncommercial purposes without permission from the World Bank. However, the World Bank requests that the original study be cited as the source.

© 2018 The World Bank, Washington, DC 20433.



THE COST OF NOT EDUCATING GIRLS  
MISSED OPPORTUNITIES: THE HIGH COST  
OF NOT EDUCATING GIRLS

---