



(AHI) FACILITY

QUARTERLY REPORT TO THE ADVISORY BOARD

For the Period October 1st through December 31st, 2008

1. Summary
2. Grant Approvals
3. Grant Disbursements
4. Donor Contributions
5. Closing Observations

Annex 1 - Tables Relating to Grant Approvals

Annex 2 - Charts Relating to Grant Disbursements

Annex 3 - Regional Priority-1 Requirements

Annex 4 - Regional Priority-2 Requirements

Annex 5 - Proposed TOR for Mid-Term Evaluation



Scenes at the Viral Isolation Unit of the National Laboratory for Veterinary Quality Control on Poultry Production [Published with permission from the NLOP of the Egyptian Ministry of Agriculture and Land Reclamation, Cairo]

1. Summary

This Report focuses on the financial status of Facility operations as of December 31, 2008¹. Highlights of this Report include:

- 41 grants have been approved valued at \$82.6 million, reflecting an increase of one \$1.2 million grant (Bhutan-2) over the end-September figure; a grant submission (Morocco) is still undergoing internal review. (see **Tables 1, 2 and 3 of Annex 1**)
- Four approved grants await signature; apart from Bhutan-2, the remaining three were all approved during the First Quarter of FY09.
- The Africa region remains grossly underfunded (\$26.1 million) while a surplus of resources is available to the East Asia and South Asia regions (\$24.5 million). The grant pipeline remains largely unchanged for the other regions.
- Total disbursements rose to \$17.7 million, or 21.4% of total grant approvals. This compares with \$14.2 million for the previous Quarter, or about 17% of total grant approvals. (see **Charts 1, 2 and 3 of Annex 2**)
- Three rapid assessment grants in Africa were closed under the multi-donor window, and the unused balance of \$6,150 was returned to the Facility.
- Estimated donor pledges rose slightly to \$126.4 million equivalent due to a small exchange rate movement, while paid-in contributions remained at \$107.6 million.

2. Grant Approvals

The static growth in grant approvals underscores the continuing mismatch between supply and demand, particularly with respect to the Africa, East Asia and South Asia regions. Thus far, \$6.7 million in grants have been approved for Africa, but the region's priority 1 pipeline (**Annex 3**) reflects an additional demand for \$28.8 million, while Priority 2 demand (**Annex 4**) adds \$3.5 million to this total.

One gains a broader perspective from the ALive Partnership's INAP Program, which fosters the development and endorsements of INAPs by governments in Sub-Saharan Africa. The available 22 INAPs (final or final draft versions) to date show an average cost of \$13 million per country over the immediate and short term (0-4 years). Using this average to project the need for 47 Sub-Saharan countries, the total need becomes \$611million, which is consistent with the figure (\$590 million) presented in Bamako at the International Ministerial Conference on Avian Influenza in December 2006.

Conversely, the East and South Asia regions have a combined demand that is \$24.5 million less than available resources, a magnitude that nearly equals the deficit for Africa. Another change worth noting is an increase in the requirements for the Middle East and North Africa region, from \$16.1 million to \$18.7 million, which is based on updated information for both Jordan and Syria, obtained during a recent mission to those countries. **Table 1** summarizes the region-by-region demand against the Facility's available resources. Despite a slight drop in the total pipeline requirements and a slight increase in the total resources available, the net deficit grew from \$32.0 to \$34.7 million since the last report.

¹ The focus of this report is limited to the financial status of the AHI Facility because the previous and next Quarterly Reports include more substantive analyses of implementation progress.

TABLE 1

AHI FACILITY GRANTS AND AVAILABLE FUNDS BY REGION [As of December 31, 2008]			
Regions - Priority Levels	Approved and Pipeline Grant Requirements	AHIF Resources Available to Date	Resources Less Requirements
Africa			
—Priority 1	\$ 35.5 million	\$ 12.9 million	(\$22.6 million)
—Priority 2	\$ 3.5 million	Nil	(\$3.5 million)
Europe & Central Asia			
	\$ 12.2 million	\$ 13.9 million	\$1.7 million**
Latin America & Caribbean			
—Priority 1	\$ 6.5 million	\$ 2.8 million	(\$3.7 million)
—Priority 2	\$ 2.5 million	Nil	(\$2.5 million)
Middle East & North Africa			
	\$ 18.7 million	\$ 16.3 million	(\$2.4 million)
South Asia			
—Priority 1	\$ 13.9 million	\$ 13.9 million	Nil
—Priority 2	\$ 1.0 million	\$ 23.5 million	\$22.5 million**
East Asia & Pacific			
	\$ 35.0 million	\$ 37.0 million	\$2.0 million**
TOTALS & (NET DEFICIT)			
	\$ 128.8 million*	\$ 120.3 million	(\$34.7 million)

* Includes \$82.6 million for 41 grants already approved (Africa, \$6.7million; East Asia & Pacific, \$35.0 million; Europe & Central Asia, \$12.2 million; Latin America & Caribbean, \$2.8 million; million; Middle East & North Africa, \$15.0 million; and South Asia, \$10.9 million)
 ** Due to regional restrictions, these funds may not be used to meet deficits elsewhere.

3. Grant Disbursements

Cumulative disbursements increased by 24.6% over the level of three months ago. This increase compares with the 21.7% realized in the previous Quarter, and the 11% and 15% increases of the two preceding Quarters. Notwithstanding this positive trend, disbursements as a proportion of commitments (the disbursement rate) remained modest. This was analyzed in the last Report and discussed at length at the Fourth Meeting of the Advisory Board in late October 2008. The rationale discussed at that time to extend the closing dates of certain windows still obtains.

Moreover, as also mentioned in the previous Report, the average disbursement rate of 21.4% belies the broad range of rates among the 28 disbursing grants. For example, 11 grants have disbursed more than 50%, another 7 grants between 30% and 50%, and 8 more between 10% and 30%. Clearly, the average disbursement rate is being lowered by the 13 grants that are not yet disbursing. **Charts 1, 2 and 3 of Annex 2** provide the disbursement information presented in the previous Report, updated to include the current Quarter's results.

4. Donor Contributions

The status of donor contributions remained virtually unchanged over the past three months, as illustrated in **Table 2**. The slight movement in the exchange rate (in favor of the Euro against the dollar) caused an increase in total funds anticipated to be available to the Facility, net of the administration fee, from \$120.1 million to \$120.3 million equivalent.

TABLE 2

DONOR PLEDGES & CONTRIBUTIONS TO DATE			
[As of December 31, 2008]			
Country / Organization	Amount Pledged	Received to Date (US\$)*	Percentage Received**
European Commission	€ 70,930,000	79,369,024	80.9%
United Kingdom	£ 7,000,000	13,491,450	100.0%
Australia	AUD 10,500,000	8,488,250	100.0%
Russian Federation	USD 3,000,000	3,000,000	100.0%
China	USD 2,000,000	2,000,000	100.0%
Korea	USD 1,000,000	1,000,000	100.0%
Iceland	USD 200,000	200,000	100.0%
Slovenia	€ 30,000	38,373	100.0%
Estonia	€ 21,344	27,645	100.0%
Total Contributions Received		\$107,614,742	85.1%

*After conversion to US Dollars and before deduction of administration fees
 **As computed in the pledging currencies

5. Closing Observations

The forthcoming mid-term evaluation can be expected to objectively determine the Facility’s strengths and weaknesses. It is, in addition, likely to identify issues that require more in-depth examination, and suggest mid-course changes that not only would benefit the Facility’s current mission, but help determine whether the Facility—as well as the instruments like it—is able to take on a longer-term agenda that could potentially include other diseases and health threats.

Annex 5 contains a copy of the draft terms of reference for the mid-term evaluation. It is part of a larger grant proposal package currently under review by the Advisory Board. Once an external evaluator has been engaged for this task, it is anticipated that a final report would be issued within about three months from the commencement of work.

The Administrator welcomes the parallel initiative of the European Commission to evaluate the activities supported by the East and South Asia windows of the Facility, and looks forward to ensuring, to the extent possible without compromising independence and objectivity, that there is mutual support and coordination between the teams involved with the two evaluation efforts.

After 30 months of operation, the essential features of the Facility are well-established. Judging the degree of success achieved thus far depends upon one’s priorities. Facility stakeholders, whether recipient, donor, technical partner or co-financing agency, will each weigh a particular success factor differently, even though all can be assumed to share the same overarching goals. Both of the evaluation efforts, in combination with the judicious extension of closing dates for selected Facility windows—especially where there is a realistic chance of successful results—can produce lessons and experiences that will inform responses to future disease threats.

TABLES RELATED TO GRANT APPROVALS

TABLE 1

CHRONOLOGICAL LIST OF FACILITY GRANTS APPROVED OR UNDER REVIEW In US\$ Millions, As of December 31, 2998							
AHI Facility Envelope	European Commission					Multi Donor (TF070515)	TOTAL FACILITY
	East & South Asia (TF070533)	East & South Asia (TF070934)	Central Asia (TF070540)	Eastern Europe (TF070541)	Mediterranean Littoral (TF070542)		
Expected Funds Available*	35.7	32.4	5.9	6.4	13.0	26.8	120.3
Approved Proposals:							
Lao PDR - 1	(2.0)						(2.0)
Georgia				(1.6)			(1.6)
West Bank and Gaza					(3.0)		(3.0)
Djibouti						(2.1)	(2.1)
Zambia						(1.0)	(1.0)
China						(2.7)	(2.7)
Liberia						(0.1)	(0.1)
Yemen						(0.1)	(0.1)
Sierra Leone						(0.1)	(0.1)
Vietnam	(10.0)						(10.0)
Indonesia	(10.0)						(10.0)
Afghanistan	(5.0)						(5.0)
Regional - MNA					(1.0)		(1.0)
Regional - LCR						(0.5)	(0.5)
Tajikistan			(1.5)				(1.5)
Mauritania						(0.0)	(0.0)
Uganda						(0.1)	(0.1)
Cambodia	(2.0)						(2.0)
Armenia				(2.0)			(2.0)
Moldova				(1.0)			(1.0)
Malawi						(1.0)	(1.0)
Uzbekistan			(3.0)				(3.0)
Mozambique						(0.1)	(0.1)
Egypt					(7.1)		(7.1)
Myanmar						(1.3)	(1.3)
Bangladesh	(2.0)						(2.0)
Bhutan - 1	(1.3)						(1.3)
Lao PDR - 2						(2.4)	(2.4)
Sri Lanka	(1.4)						(1.4)
Cameroon						(1.3)	(1.3)
Turkmenistan			(1.1)			(0.9)	(2.0)
Haiti						(1.0)	(1.0)
Congo						(1.0)	(1.0)
Tunisia					(0.7)		(0.7)
Kyrgyz Republic			(0.4)			(0.8)	(1.2)
Mongolia		(4.7)					(4.7)
Honduras						(0.3)	(0.3)
Yemen						(1.1)	(1.1)
Dominican Republic						(1.0)	(1.0)
Uganda						(2.0)	(2.0)
Bhutan - 2		(1.2)					(1.2)
Total Approved:	(33.7)	(5.9)	(5.9)	(4.6)	(11.8)	(20.8)	(82.6)
Submitted for Review:							
Morocco					(0.9)		(0.9)
Total Submitted for Review:	0.0	0.0	0.0	0.0	(0.9)	0.0	(0.9)
Projected Balance Available	2.0	26.6	0.0	1.8	0.4	6.0	36.8
% of Resources Expected to Be Approved by mid-October 2008	94.5%	18.1%	100.0%	72.2%	97.1%	77.5%	69.4%
* Actuals of contributed and pledged amounts (in millions of US dollars equivalent, net of 5% administration fee)							

TABLE 2

Implementation Status for Approved Facility Grants on 12/31/2008

Project Names	Approval Dates	Signing Dates	Approved Amounts	Disbursed Amounts	Reflow at Closure
Afghanistan**	22-Dec-06	30-May-07	\$5,000,000	\$500,000	
Armenia**	12-Feb-07	08-Jun-07	\$2,000,000	\$730,875	
Bangladesh**	16-Jul-07	08-Oct-07	\$2,000,000	\$259,955	
Bhutan-1	19-Jul-07	02-Oct-07	\$1,300,000	\$795,026	
Bhutan-2	09-Dec-08	Pending	\$1,200,000	Nil	
Cambodia**	05-Mar-07	08-May-08	\$2,000,000	\$210,000	
Cameroon	18-Oct-07	26-Mar-08	\$1,270,000	Nil	
China	18-Oct-06	16-Apr-07	\$2,650,000	\$1,328,888	
Congo	27-Feb-08	02-Jul-08	\$1,000,000	Nil	
Djibouti	07-Sep-06	21-Oct-06	\$2,111,236	\$1,021,647	
Dominican Republic	12-Aug-08	Pending	\$1,000,000	Nil	
Egypt	18-Apr-07	29-Oct-07	\$7,141,842	\$700,000	
Georgia**	18-Sep-06	23-Jan-07	\$1,600,000	\$642,614	
Haiti	07-Feb-08	26-Mar-08	\$1,000,000	Nil	
Honduras	19-May-08	01-Aug-08	\$300,000	Nil	
Indonesia	15-Dec-06	13-Jun-07	\$10,000,000	\$1,000,000	
Kyrgyz Republic**	14-Apr-08	11-Jul-08	\$1,150,000	\$230,000	
Lao PDR - 1**	08-Aug-06	11-Dec-06	\$2,000,000	\$650,148	
Lao PDR - 2**	06-Aug-07	07-Dec-07	\$2,400,000	\$200,000	
Liberia*	28-Nov-06	19-Dec-06	\$94,300	\$89,130	\$5,170.34
Malawi	16-Apr-07	31-Jul-07	\$1,000,000	\$200,000	
Mauritania*	20-Feb-07	22-Mar-07	\$29,500	\$29,500	\$0.40
Moldova**	26-Mar-07	20-Jun-07	\$1,000,000	\$545,287	
Mongolia	21-Apr-08	05-Jun-08	\$4,656,463	\$500,000	
Mozambique*	07-Jun-07	10-Sep-07	\$98,850	\$47,265	
Myanmar	16-May-07	07-Mar-08	\$1,315,353	Nil	
Regional LCR	22-Dec-06	22-Jun-07	\$500,000	\$179,263	
Regional MNA	19-Dec-06	01-Mar-07	\$976,899	\$762,051	
Sierra Leone*	29-Nov-06	20-Dec-06	\$94,300	\$84,772	
Sri Lanka	15-Oct-07	26-Mar-08	\$1,433,000	\$705,064	
Tajikistan**	22-Dec-06	22-Feb-07	\$1,500,000	\$390,067	
Turkmenistan	16-Nov-07	28-Feb-08	\$1,970,000	\$200,000	
Tunisia	09-Apr-08	Pending	\$653,105	Nil	
Uganda-1*	26-Feb-07	21-May-07	\$94,300	\$93,321	\$978.91
Uganda-2**	10-Sep-08	10-Oct-08	\$2,000,000	Nil	
Uzbekistan	02-May-07	18-May-07	\$2,960,275	\$1,093,669	
Vietnam	15-Dec-06	12-Apr-07	\$10,000,000	\$1,012,158	
West Bank Gaza	22-Sep-06	03-Oct-06	\$3,000,000	\$2,571,420	
Yemen-1*	05-Feb-07	10-Feb-07	\$57,260	\$53,881	
Yemen-2	11-Aug-08	Pending	\$1,080,100	Nil	
Zambia	26-Sep-06	22-Dec-06	\$999,552	\$845,133	
TOTALS			\$82,636,335	\$17,671,135	\$6,150

*Rapid Assessment Grants

**Co-financing Grants

TABLE 3**RECENT APPROVALS AND SUBMISSIONS - OCTOBER 1 THROUGH DECEMBER 31, 2008**

Country	Grant Name	Status	Date	Amount	Summary Description
Bhutan - 2	National Influenza Preparedness and Response Project Phase II	Approved	09-Dec-08	US\$1,200,000	Stand-alone grant to minimize the threat posed by HPAI infection by preventing and controlling such infections among birds, especially domestic poultry, and to prepare for, control, and respond to possible human infections, especially a human influenza epidemic and related emergencies.
Morocco	Avian Influenza Preparedness Project	Still Pending	17-Sep-08	US\$1,150,000	Stand alone grant to minimize the threat of Highly Pathogenic Avian Influenza (HPAI) to human and animal health in the country through improved emergency preparedness and response capability.

CHARTS RELATED TO GRANT DISBURSEMENTS

Chart 1

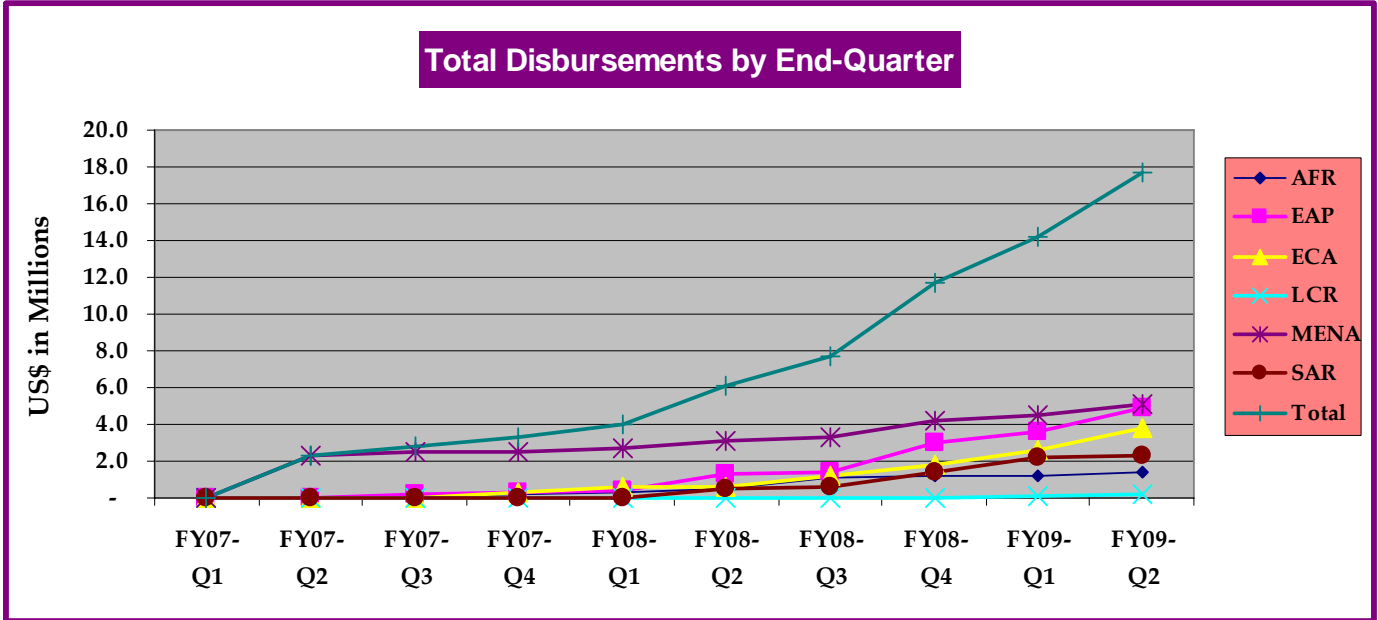


Chart 2

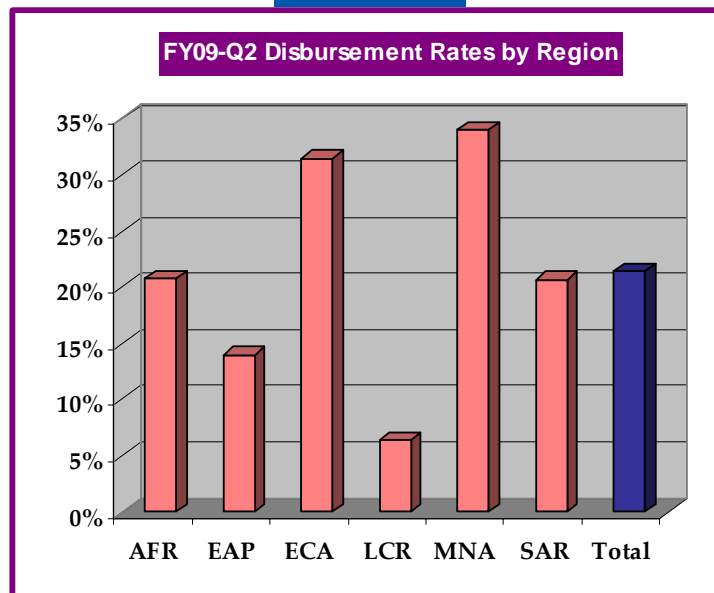
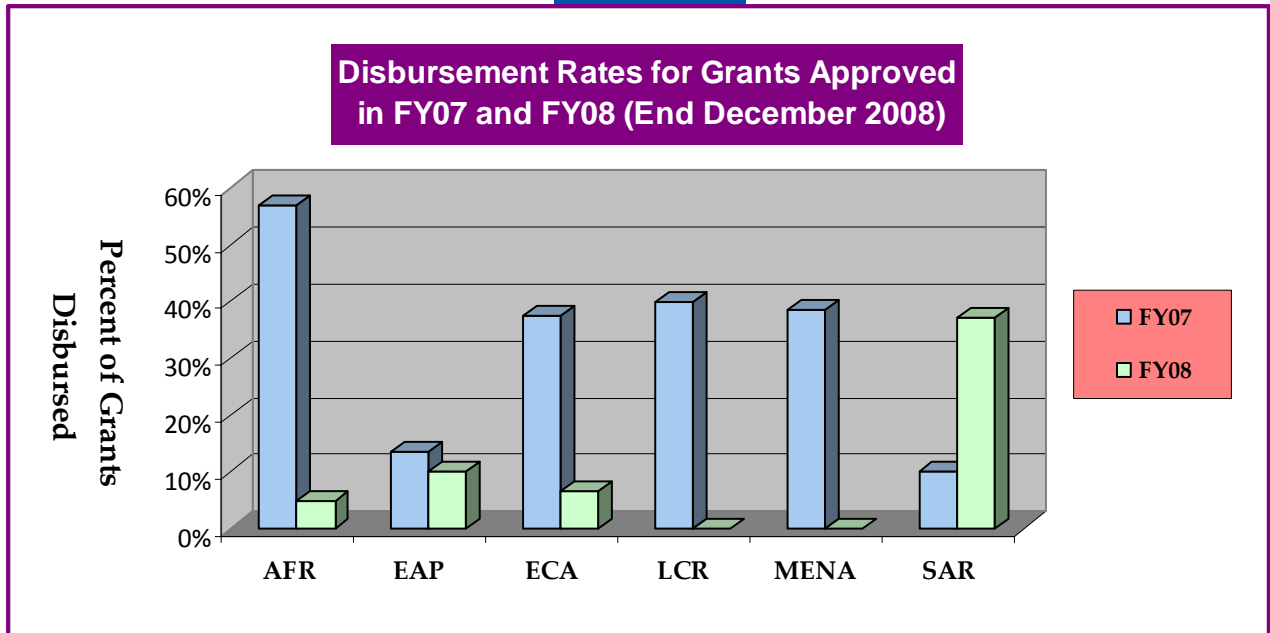


Chart 3



Approved and Pipeline AHI Facility Proposals with Co-financing from other Funding Sources
December 31, 2008

Africa Region												
Country	Lend or Borrow Status	AHI Grant Proposal		Funding Source (in US\$ million)					AHI Facility		Staff Contacts	
		Name	Grant Type	IBRD	IDA Credit	IDA Grant	PHRD & JSDF Grant Amount	Pro-gram	Grant Amount	Status		Date
Benin	Grant	Avian and Human Influenza Control & Preparedness Emergency Project	Stand Alone						2.000	Pipeline	30-Jun-09	TBD
Burkin Faso	Grant	Avian and Human Influenza Control & Preparedness Emergency Project	Stand Alone						1.000	Pipeline	30-Jun-09	TBD
Cameroon	Credit	Avian and Human Influenza Prevention and Control Project	Stand Alone						1.270	Approved	18-Oct-07	Ousame Seck
Chad	Grant	Avian Influenza Emergency Preparedness Response	Stand Alone						1.000	Pipeline	30-Jun-09	TBD
Congo	Grant	Avian Influenza Emergency Preparedness Response	Stand Alone						1.000	Approved	27-Feb-08	Khama Odera Rogo
Eritrea	Grant	Strengthening the National Avian Influenza Preparedness & Response Strategic Plan	Stand Alone						2.500	Pipeline	30-Jun-09	TBD
Guinea	Grant	Avian Influenza Emergency Preparedness Response	Stand Alone						2.000	Pipeline	30-Jun-09	TBD
Ghana	Grant	Avian Influenza Emergency Preparedness Response	Stand Alone						2.000	Pipeline	30-Jun-09	TBD
Lesotho	Grant	Avian Influenza Emergency Preparedness Response	Stand Alone						2.000	Pipeline	30-Jun-09	TBD
Liberia	Grant	Rapid Assessment	Stand Alone						0.094	Approved	28-Nov-06	Yves Jantzem
Liberia	Grant	Avian Influenza Preparedness	Stand Alone						1.300	Pipeline	30-Jun-09	TBD
Madagascar	Grant	Avian and Human Influenza Control & Preparedness Emergency Project	Stand Alone or Cofinance				TBD		2.500	Pipeline	30-Jun-09	TBD
Malawi	Credit-Grant Blend	Avian Influenza Prevention & Control	Stand Alone						1.000	Approved	16-Apr-07	Alfred Sambirani Chirwa
Mauritania	Credit	Rapid Assessment	Stand Alone						0.030	Approved	20-Feb-07	Cherif Diallo
Mauritania	Credit	Strengthening the Avian Influenza Control & Human Preparedness	Stand Alone or Cofinance				TBD		1.000	Pipeline	--	TBD
Mozambique	Credit	Rapid Assessment	Stand Alone						0.099	Approved	07-Jun-07	Daniel Sousa
Mozambique	Credit	Strengthening the National Avian Influenza Control & Response Plan	Stand Alone or Cofinance				TBD		2.500	Pipeline	30-Jun-09	Daniel Sousa
Namibia	Credit	Avian and Human Influenza Control & Preparedness Emergency Project	Stand Alone						2.500	Pipeline	30-Jun-09	TBD

Approved and Pipeline AHI Facility Proposals with Co-financing from other Funding Sources (Cont'd)
December 31, 2008

Country	Lend or Borrow Status	AHI Grant Proposal		Funding Source (in US\$ million)				Staff Contacts		
		Name	Grant Type	Bank Financing		PHRD & JSDF			AHI Facility	
				IBRD Credit	IDA Grant	IDA Grant	Pro-gram		Grant Amount	Status
Senegal	Grant	Avian and Human Influenza Control & Preparedness Emergency Project	Stand Alone or Cofinance	TBD	TBD	2.500	Pipeline	30-Jun-09	TBD	
Sierra Leone	Grant	Rapid Assessment	Stand Alone			0.094	Approved	20-Dec-06	Yves Jantzem	
Sierra Leone	Grant	Avian Influenza Preparedness	Stand Alone			1.000	Pipeline	30-Jun-09	TBD	
Sudan, North & South	Grant	Avian and Human Influenza Control & Preparedness Emergency Project	Stand Alone			3.000	Pipeline	30-Jun-09	TBD	
Uganda	Credit	Rapid Assessment	Stand Alone			0.095	Approved	26-Feb-07	Wilson Onyang Odwongo	
Uganda	Credit	Avian and Human Influenza Preparedness & Response Project	Stand Alone			2.000	Approved	10-Sep-08	Wilson Onyang Odwongo	
Zambia	Credit	Avian Influenza Prevention & Control	Stand Alone			1.000	Approved	26-Sep-06	Alex Mwanakasale	
Totals by Source						-	-		35.482	

Country	Lend or Borrow Status	AHI Grant Proposal		Funding Source (in US\$ million)				Staff Contacts			
		Name	Grant Type	Bank Financing		PHRD & JSDF			AHI Facility		
				IBRD Credit	IDA Grant	IDA Grant	Pro-gram		Grant Amount	Status	Date
Cambodia	Credit-Grant Blend	Avian and Human Influenza Control & Preparedness Emergency Project	Cofinance	6.000	3.000	PHRD	2.000	Approved	05-Mar-07	Alan Piazza	
China	Loan	Capacity Building for HPAI Prevention & HI Pandemic Preparedness	Stand Alone				2.650	Approved	18-Oct-06	Shiyong Wang	
Indonesia	Loan	Avian and Human Influenza Control & Preparedness Project	Stand Alone			PHRD	10.000	Approved	15-Dec-06	Louise Scura & Claudia Rokx	
Lao PDR	Grant	Avian and Human Influenza Control & Preparedness Project	Cofinance	4.000	2.000	PHRD	2.000	Approved	08-Aug-06	Hope C. Phillips	
Mongolia	Credit	Avian Influenza Control and Human Influenza Preparedness & Response	Stand Alone				4.656	Approved	21-Apr-08	Shiyong Wang	
Myanmar	N/A	Support for Control of Highly Pathogenic Avian Influenza	Stand Alone				1.315	Approved	16-May-07	Steven Schonberger & Kwanpath Suddi-Dhamakit	
Vietnam	Credit	Second Avian and Human Influenza Control & Prevention Project	Cofinance	20.000	5.000	PHRD	10.000	Approved	05-Feb-07	Binh Thang Cao	
Totals by Source						-	20.000	10.000	16.783	35.021	

Approved and Pipeline AHI Facility Proposals with Co-financing from other Funding Sources (Cont'd)

December 31, 2008

Country	Lend or Borrow Status	AHI Grant Proposal		Funding Source (in US\$ million)						Staff Contacts			
		Name	Grant Type	Bank Financing			PHRD & JSDF				AHI Facility		
				IBRD	IDA Credit	IDA Grant	IBRD Grant Amount	Pro-gram	Grant Amount		Status	Date	
Armenia	Credit	Avian Influenza Preparedness Project	Cofinance	6.250			0.804	PHRD	2.000		Approved	12-Feb-07	Brian Bedard
Georgia	Credit	Avian Influenza Control and Human Pandemic	Cofinance	3.500		3.500	1.400	PHRD	1.600		Approved	18-Sep-06	Doina Petrescu
Kyrgyz Republic	Grant	Avian Influenza Control and Human Pandemic Preparedness & Control	Cofinance			4.000	1.000	PHRD	1.150		Approved	14-Apr-08	Brian Bedard
Moldova	Credit	HPAI Preparedness and Response Project	Cofinance	4.000		4.000	0.500	PHRD	1.000		Approved	26-Mar-07	Anatol Gobjila
Tajikistan	Credit-Grant Blend	Avian Influenza Control and Human Pandemic Preparedness & Response	Cofinance			5.000			1.500		Approved	22-Dec-06	Bobojon Yatimov
Turkmenistan	Loan	Avian Influenza Control and Human Preparedness & Response Project	Stand Alone						1.970		Approved	16-Nov-07	Peyvand Khaleghian
Uzbekistan	Loan-Credit Blend	Avian Influenza Control and Human Preparedness & Response Project	Stand Alone						2.960		Approved	02-May-07	Dilshod Khidirov
Totals by Source				-	13.750	16.500	3.704		12.180				

Country	Lend or Borrow Status	AHI Grant Proposal		Funding Source (in US\$ million)						Staff Contacts			
		Name	Grant Type	Bank Financing			PHRD & JSDF				AHI Facility		
				IBRD	IDA Credit	IDA Grant	IBRD Grant Amount	Pro-gram	Grant Amount		Status	Date	
Brazil Federal	Loan	Avian Influenza Pandemic Preparedness Project	Stand Alone						0.700		Pipeline	30-Dec-09	Michael G. Carroll
Brazil Paraná	N/A	Paraná State Subnational Project on Avian Flu Preparedness	Stand Alone						0.500		Pipeline	31-Mar-09	Michael G. Carroll
Colombia	Loan	Avian Influenza Prevention and Control Project	Stand Alone						1.500		Pipeline	01-Apr-09	Indira J. Ekanayake
Dominican Republic	Loan	Avian Influenza Pandemic Preparedness Project	Stand Alone						1.000		Approved	12-Aug-08	Diego Arias Carballo
Haiti	Grant	Avian Influenza Pandemic Preparedness Project	Cofinance			1.557			1.000		Approved	07-Feb-08	Diego Arias Carballo
Honduras	Credit	Highly Pathogenic Avian Influenza Prevention and Control Project	Stand Alone						0.300		Approved	19-May-08	Indira J. Ekanayake
Perú	Loan	Avian Influenza Preparedness Project	Stand Alone						0.500		Pipeline	31-Mar-09	Indira J. Ekanayake
Regional LCR	N/A	Strengthening of CAS for Avian Flu Preparedness	Stand Alone						0.500		Approved	22-Dec-06	Michael G. Carroll
Uruguay	Loan	Avian Influenza Pandemic Preparedness Project	Stand Alone						0.500		Pipeline	31-Mar-09	Indira J. Ekanayake
Totals by Source				-	-	1.557			6.500				

Approved and Pipeline AHI Facility Proposals with Co-financing from other Funding Sources (Cont'd)

December 31, 2008

Middle East & North Africa Region													
Country	Lend or Borrow Status	AHI Grant Proposal		Funding Source (in US\$ million)					AHI Facility		Staff Contacts		
		Name	Grant Type	IBRD	IDA Credit	IDA Grant	PHRD & JSDF Grant Amount	Pro-gram	Grant Amount	Status		Date	
Djibouti	Grant	Avian Influenza Prevention and Control Project	Stand Alone						2.111	Approved	07-Sep-06	Jean-Philippe Tré	
Egypt	Grant	Avian and Human Influenza Control & Prevention Project	Stand Alone						7.142	Approved	18-Apr-07	Julie G. Vilorio-Williams	
Jordan	Loan	Avian Flu Preparedness Project	Stand Alone						1.500	Pipeline	28-Feb-09	Julie G. Vilorio-Williams	
Morocco	Grant	Avian Influenza Preparedness Project	Stand Alone						0.888	Submitted	17-Sep-08	Huong-Giang Lucie Tran	
Regional MNA	Grant	Sub-regional Avian and Pandemic Influenza Preparedness (MECIDS)	Stand Alone						0.977	Approved	19-Dec-06	Collin S. Scott	
Syria	N/A	Avian Influenza Preparedness Project	Stand Alone						1.296	Pipeline	15-Feb-09	Jean-Jacques Frère	
Tunisia	Grant	Avian Influenza Preparedness Project	Stand Alone						0.653	Approved	09-Apr-08	Huong-Giang Lucie Tran	
West Bank & Gaza	N/A	Avian Influenza Prevention & Control Project	Cofinance			10.000			3.000	Approved	22-Sep-06	Huong-Giang Lucie Tran	
Yemen - 1	Grant	Strengthening the Integrated National Action Plan for Svian and Human Influenza	Stand Alone						0.057	Approved	05-Feb-07	Jean-Philippe Tré	
Yemen - 2	Grant	Avian Influenza Prevention and Control Project	Stand Alone						1.080	Approved	11-Aug-08	Pierre Rondot	
Totals by Source						10.000						18.704	
South Asia Region													
Country	Lend or Borrow Status	AHI Grant Proposal		Funding Source (in US\$ million)					AHI Facility		Staff Contacts		
		Name	Grant Type	IBRD	IDA Credit	IDA Grant	PHRD & JSDF Grant Amount	Pro-gram	Grant Amount	Status		Date	
Afghanistan	Grant	AHI Preparedness and Control Project	Cofinance			8.000			5.000	Approved	22-Dec-06	Usman Qamar	
Bangladesh	Credit	Avian Influenza Preparedness and Response Project	Cofinance			16.000			2.000	Approved	16-Jul-07	S.A.M. Rafiquzzaman	
Bhutan - 1	Credit	National Influenza Preparedness and Response Project Phase I	Stand Alone						1.300	Approved	19-Jul-07	Sandra Rosenhouse	
Bhutan - 2	Credit	National Influenza Preparedness and Response Project Phase II	Stand Alone						1.200	Approved	09-Dec-08	Sandra Rosenhouse	
Pakistan	Credit	Technical Assistance for Strengthening National Program for Control and Prevention of Avian Influenza	Stand Alone						3.000	Pipeline	-	Kevin Crockford	
Sri Lanka	Credit	Avian Influenza Preparedness and Response Project	Stand Alone						1.433	Approved	15-Oct-07	Terrance Abeysakera	
Totals by Source						16.000	8.000						13.933

Regional Priority-2 Requirements
December 31, 2008

Africa Region Projected "Priority 2" Need		
Country	Grant Amounts	Possible Submission Dates
Burundi	\$2.50 million	30-Nov-09
Mali	\$1.00 million	30-Nov-09
TOTAL	\$3.50 million	

Latin America & Caribbean Region Projected "Priority 2" Need		
Country	Grant Amounts	Possible Submission Dates
Ecuador	\$0.25 million	31-Mar-09
El Salvador	\$0.25 million	30-Jun-09
Guatemala	\$0.25 million	31-Mar-09
Nicaragua	\$0.50 million	15-Sep-09
Panama	\$0.25 million	30-Jun-09
Paraguay	\$1.00 million	30-Jun-09
TOTAL	\$2.50 million	

South Asia Region Projected "Priority 2" Need		
Country	Grant Amounts	Possible Submission Dates
Sri Lanka	\$1.00 million	15-Apr-09
TOTAL	\$1.00 million	

**PROPOSED TERMS OF REFERENCE FOR MID-TERM
EVALUATION OF THE AVIAN AND HUMAN INFLUENZA
FACILITY (AHIF)**

Introduction

The AHIF was created as a result of the International Pledging Conference on Avian and Human Pandemic Influenza in Beijing in 2006 in order to fill the remaining funding gaps to combat the threat of avian influenza, after other funding sources are taken into account. Altogether, \$3 billion equivalent was pledged in support of global, regional and country programs in developing countries at this and subsequent ministerial conferences in 2006-8. To date, AHIF has received combined pledges of \$126 million equivalent from nine donors, led by the European Commission (EC). Pledges to AHIF thus account for about 4 percent of the total international assistance pledged to combat avian and human influenza.

Accordingly, the AHIF provides grant funding for developing countries in order to help them reduce financing gaps in implementing their integrated national action plans (INAPs). The AHIF has funded forty-one grants in all regions which include a broad variety of activities, some stand-alone and others closely coordinated with separately funded efforts, including the Bank's own operations, which currently represent an IBRD/IDA commitment of some \$317 million.

The EC is also in the process of commissioning consultants to undertake a mid-term evaluation of the funding it provides to the AHIF for East and South Asia. While the consultant's terms of reference for this evaluation are being finalized, it is expected that the EC evaluation will also pose some of the same questions for the projects visited by their consultants. These two separate and independently supported evaluations will provide the benefit of different perspectives.

Reference documents to this TOR²—Annex I (Description of the Facility), Annex II (Visibility Guidelines) and Annex III (Advisory Board Arrangements and Operating Procedures)—are attached below.

Objectives of Evaluation

The objectives of the evaluation are:

² Included in grant proposal currently under Advisory Board review, but omitted in this Annex.

- To review the progress to date of the AHIF;
- To assess the achievements to-date of the AHIF as a whole, and of selected grants, in the light of the Facility's objectives;
- To evaluate the extent to which the AHIF has succeeded in its key aim: "to assist countries in meeting their financing gaps in their AHI integrated country action plans, when domestic and existing bilateral or multilateral donor resources are unable to fill the gap."
- To make recommendations on ways in which the Facility might better achieve its objectives in the future.

Approach

In performing the evaluation, Consultants will focus on the AHIF grants, including the small "rapid assessment" grants, made to assist the countries to strengthen their INAPs. The approach adopted by the Consultants will respond to the following questions:

- To what extent are AHIF-supported activities achieving the Facility's objectives? Examine the role and function of AHIF within the broader financing framework articulated in Beijing. AHIF has a specific role to play -- as financing gap filling in INAPs, capable of rapidly redirecting funding in response to changing circumstances -- and should be assessed with a recognition that it was not always the primary source of funding.
- Is there a strong country ownership of AHIF funded projects?
- Is there adequate in-country coordination with stakeholders, especially locally-based donor representatives, prior to finalization of grant proposals? Has AHIF helped in promoting greater donor-government and donor-donor cooperation? Where has AHIF worked well and where it has not?
- Where strengths, weaknesses and limitations are identified, the evaluation should provide detailed assessments on the reasons for success/failure and what alternative approaches might have been more effective? In particular, it will be important to contrast the performance of AHIF (within the context of the AHI Global Response) against other possible funding instruments.
- What are the factors contributing to slow disbursements and how they can be improved over the next two year? What is the performance of the AHIF portfolio relative to other disaster responses? To non-emergency projects? Is there evidence of improved performance where other mechanisms have been used in preference to AHIF?

- To what extent are current approaches to in-country donor consultation of AHIF applications, and donor visibility, effective for the donors? For Government in terms of more coordinated development assistance?
- To what extent have the donor visibility guidelines (Annex II) been successfully implemented, both by the AHIF Administrator, and by the project teams?
- What has been the value-added of AHIF projects to World Bank operations? In particular have AHIF funded projects filled the financing gaps identified in the INAPs?
- Are there ways in which the Facility's program management, procedures or policies (Annex III) might be changed to enable its objectives to be achieved more cost-effectively?
- How well are AHIF grant approvals managed within the Bank, and grant implementation supervised by the Bank's project teams?
- Within the different kinds of activities that AHIF has supported, are some more effective in meeting AHIF objectives than others? If so, what are the factors that are contributing to this?
- Are there specific lessons learned by the program, in terms of technical design, gap filling, preparedness, and surveillance and institutional capacity, which should be more widely disseminated?
- Are there any important structural, administrative or procedural changes that could be made to enhance the responsiveness and effectiveness of AHIF in the future?

Scope of Services and Enquiry Sources

The Consultants will secure all information needed to support their findings, including, but not limited to, the following:

- A desk review of the background materials on the AHIF, including Agreements between the AHIF donors and the World Bank, AHIF operating procedures, details of approved grants, and quarterly progress reports to the donors;
- Interviews with key AHIF stakeholders, including AHIF Internal Bank Review Committee (IBRC) members, Task Team Leaders, Trust Fund Coordinators, the AHIF Administrator and AHIF Unit staff;
- Assessment of stakeholders' and country team members' comments on AHIF activities (not necessarily through field visits);
- Site visits to selected AHIF project locations, to carry out an assessment of AHIF interventions, and to identify the nature and scale of the progress

- made in building the institutional capacity of the intended grant recipient agencies; and
- A final presentation of evaluation conclusions to the AHIF Unit staff, the IBRC and relevant operational staff.

Time Schedule

The evaluation will require six (6) weeks to complete, including the submission of a final report, which period shall cover two key Tasks:

Task I Desk Review and Interviews in Washington

This phase of the study will involve preparing an overview of the AHIF program and a preliminary assessment of its achievements, based on written documentation and interviews with World Bank staff. During this phase, the Consultants will also review the overall AHIF portfolio, and categorize the different projects financed, as a basis for selection of a representative sample of completed or substantially complete projects for detailed site review in Task II. The Consultants will propose the projects to review to the World Bank at the end of Task I.

Task II Site reviews of sampled projects, to determine impact and likelihood of achieving their objectives

Task II shall only commence when the Bank Task Manager provides the Consultants written acceptance authorization to proceed with Task II. The written authorization will include the approved list of up to a maximum of three (3) projects (excluding projects in South and South-East Asia) to be reviewed.

It is expected that Task II would commence within one month of completion of Task I (to allow for the logistics in mobilizing to Task II locations, including alerting Bank offices and concerned stakeholders). After completion of the fieldwork, the Consultants would report to the World Bank on the results and conclusions of their overall study.

Reports

The Evaluation Team will submit:

- A brief initial inception report within one week of starting work;

- An interim report towards the end of Task I, including proposals for the projects to be studied in detail during Task II;
- A draft final report for discussion with the IBRC and other stakeholders, at the conclusion of Task II. The draft final report will include an analysis of AHIF activities to date, including identification of the specific AHI disciplinary areas which the projects examined have addressed;
- Following draft final report submission, the Consultants will make a complete presentation of their findings and recommendations during a workshop to be convened in Washington. The workshop will serve as a forum for eliciting comments from attending stakeholders; and
- A final report reflecting comments made on the draft final report.

These reports will be in "full document" form (not "PowerPoint presentations"). They will be provided in electronic format and in ten hard copies.

Services and Facilities to be Provided by the Bank

The Global Partnership and Trust Fund Operations (PTO) Department in the World Bank will have management responsibility for oversight and supervision of the evaluation, and has appointed a Task Manager, who will handle day-to-day implementation of the assignment on behalf of the Bank, as well as serve as lead representative in the Bank's relationship with the Consultants.

A Review Group will be made available to guide and support the consultant team, and will meet with the team on several occasions, virtually or physically as appropriate. The Review Group will include representatives of PTO, and the IBRC.

The Task Manager will provide the "secretariat function" for this Review Group. The task manager and the AHIF Unit in PTO will provide access to all relevant materials to the Consultants. PTO will provide office space to the consultant team during Task I and as needed.

While the Review Group will provide specific comments in a consolidated manner on the Inception, Interim and Draft Final Reports produced by the Consultants, the exact dates of any meetings requested by the Consultants cannot be agreed at the outset of the work due to the difficulty in coordinating with Group members.