

CENTRAL AFRICAN REPUBLIC

World Bank – Country Policy and Institutional Assessment **CPIA 2019**

Quick Facts

CPIA Score
2.6

Below SSA IDA Avg.

Change from
previous year

—

No change

Highest
performing cluster**3.0**

(Economic Management)

Lowest
performing cluster**2.3**(Policies for Social
Inclusion and Equity)

Population (millions)	4.7
GDP (current US\$, billions)	2.2
GDP per capita (current US\$)	467.9
Poverty below US\$1.90 a day (% of population, 2018, est.)	72
Human Capital Index (2018)	NA

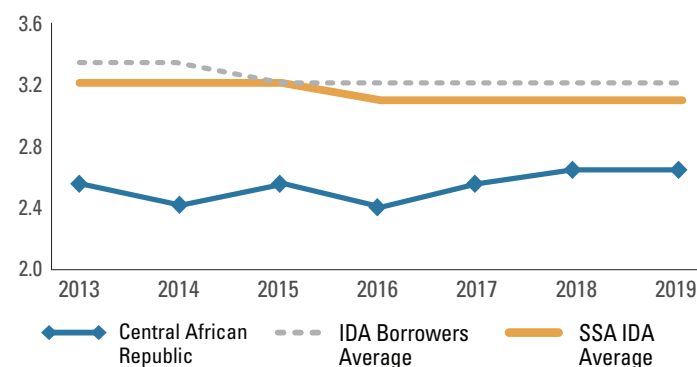
(2019)

Country Policy and Institutional Assessment 2019

Indicator	Central African Republic	SSA IDA Average	IDA's Highest Score
Economic Management	3.0	3.1	4.3
Monetary and Exchange Rate Policy	3.5	3.3	4.5
Fiscal Policy	3.0	3.0	4.5
Debt Policy	2.5	3.1	5.0
Structural Policies	2.5	3.1	4.2
Trade	3.0	3.6	4.5
Financial Sector	2.5	2.7	4.0
Business Regulatory Environment	2.0	3.0	4.5
Policies for Social Inclusion and Equity	2.3	3.2	4.2
Gender Equality	2.5	3.2	4.5
Equity of Public Resource Use	2.0	3.3	4.5
Building Human Resources	2.5	3.5	4.5
Social Protection and Labor	2.0	2.9	4.0
Policies and Institutions for Environmental Sustainability	2.5	3.2	4.5
Public Sector Management and Institutions	2.4	2.9	4.2
Property Rights and Rule-Based Governance	2.0	2.8	4.5
Quality of Budgetary and Financial Management	2.5	3.0	4.0
Efficiency of Revenue Mobilization	2.5	3.3	4.5
Quality of Public Administration	2.5	2.8	4.0
Transparency, Accountability, and Corruption in the Public Sector	2.5	2.7	4.5
Overall CPIA Score	2.6	3.1	4.0

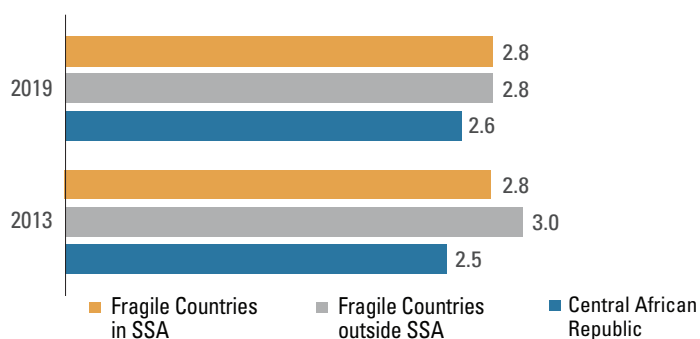
Trend

Overall CPIA Scores



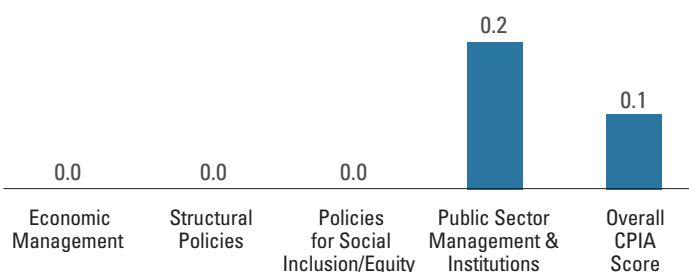
Comparison

Comparing Overall CPIA Scores



Progress

Change in CPIA Scores from 2013 to 2019



Definitions:

- CPIA: Country Policy and Institutional Assessment
- IDA: International Development Association, the arm of the World Bank Group that provides credits to the poorest countries
- SSA: Sub-Saharan Africa
- Poverty is based on PovcalNet poverty data as of June 2020
- The cutoff date for the World Development Indicators database is July 2020.
- The Human Capital Index is from the Human Capital Project, World Bank, 2018.

Average scores for comparisons refer to country groupings as follows:

- **IDA Borrowing Countries:** 75 countries eligible for IDA credits and with CPIA scores in 2019
- **SSA IDA Countries:** 39 SSA IDA countries that had CPIA scores in 2019
- **Fragile Countries in SSA:** 19 countries with CPIA scores included in the World Bank's Harmonized Fragile List for fiscal year 2020
- **Non-Fragile Countries in SSA:** 20 IDA-eligible countries (excluding fragile countries)
- **Fragile Countries outside SSA:** 12 countries with CPIA scores included in the World Bank's Harmonized Fragile List for fiscal year 2020
- **Non-Fragile Countries outside SSA:** 24 IDA-eligible countries (excluding fragile countries)