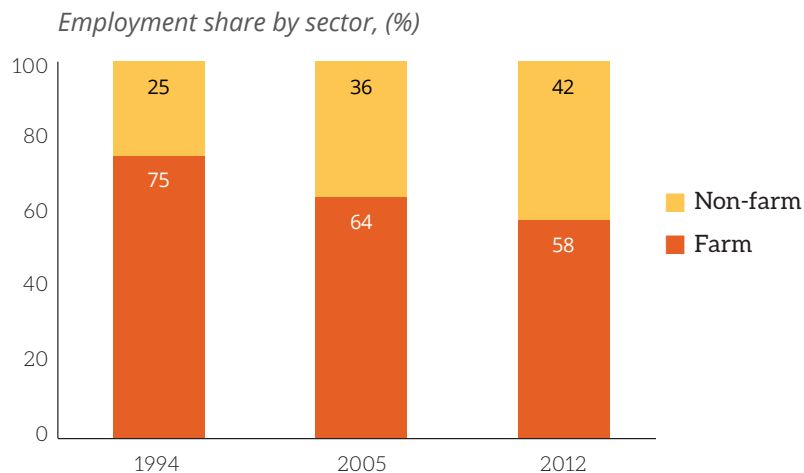


# Himachal Pradesh

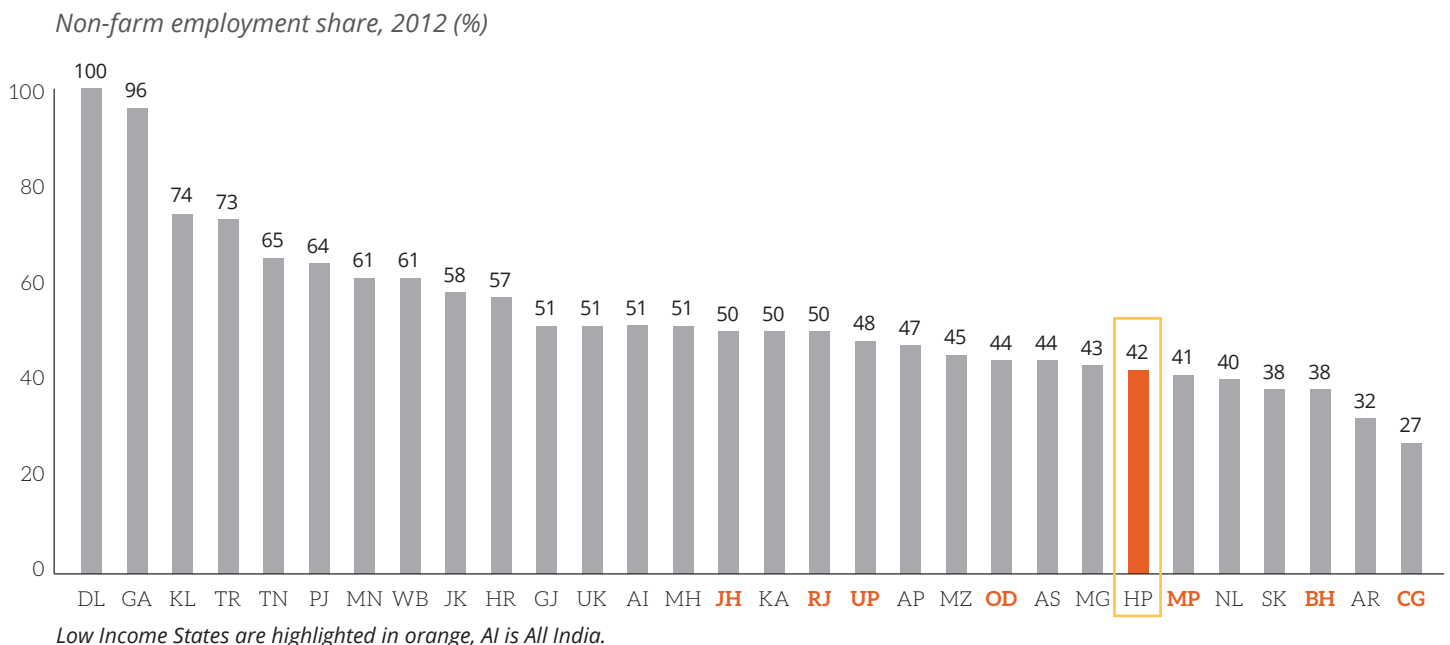
## Jobs

Most of Himachal Pradesh's people are engaged in farming. Non-farm jobs account for a lower share of employment than in most other states. Over two-thirds of Himachal Pradesh's workforce is self-employed, and very few of the rest have salaried jobs. Since 2005, jobs in the state have grown, albeit slowly. Many of the jobs created during this period were in construction. While female labor force participation in the state is high, it has been declining in recent times.

### A majority of Himachal Pradesh's workforce is still employed on the farm



### The share of non-farm employment in Himachal Pradesh is lower than in most states

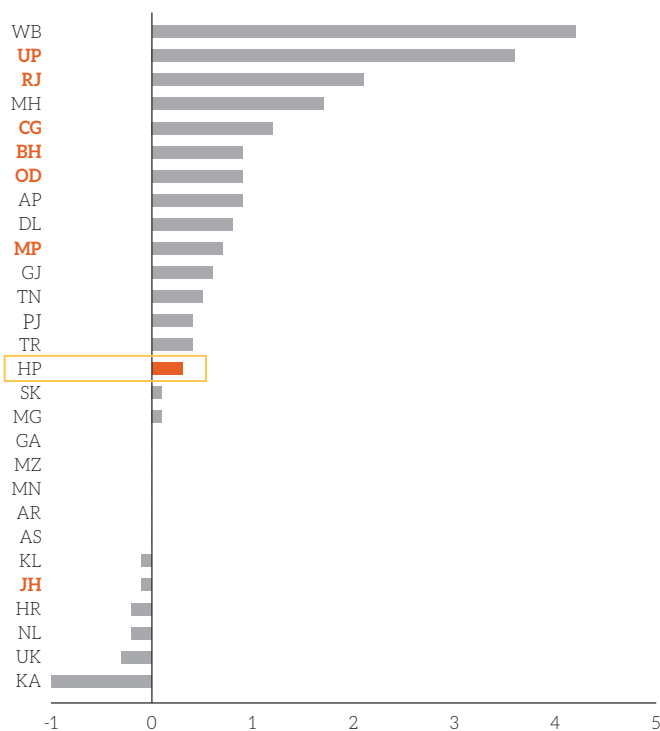


# Himachal Pradesh

## Jobs

### Job growth in Himachal Pradesh was positive but slow after 2005

Number of jobs added, 2005-2012 (mn)



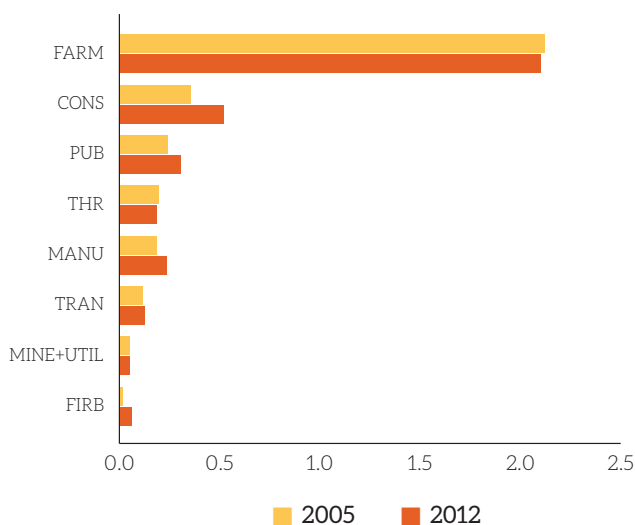
Low Income States are highlighted in orange, AI is All India.

Annual job growth, 2005-2012 (%)

WB	1.8
UP	0.8
RJ	1.1
MH	0.5
CG	1.6
BH	0.5
OD	0.7
AP	0.3
DL	2.2
MP	0.4
GJ	0.3
TN	0.2
PJ	0.5
TR	4.4
HP	1.3
SK	3.9
MG	0.7
GA	1.3
MZ	1.1
MN	0.1
AR	-0.1
AS	0.0
KL	-0.1
JH	-0.2
HR	-0.3
NL	-3.6
UK	-1.0
KA	-0.5

### Construction led job creation in Himachal Pradesh after 2005

Number of jobs, (mn)



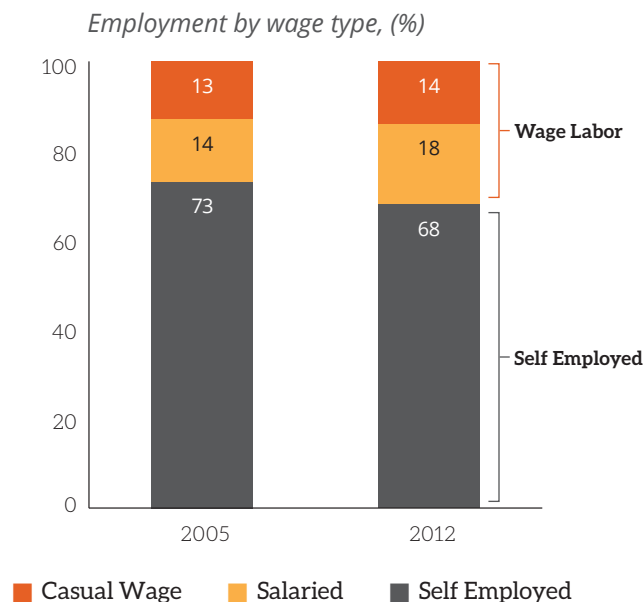
Annual job growth, 2005-2012 (%)

FARM	0
CONS	6
PUB	3
THR	-1
MANU	4
TRAN	2
MINE+UTIL	0
FIRB	18

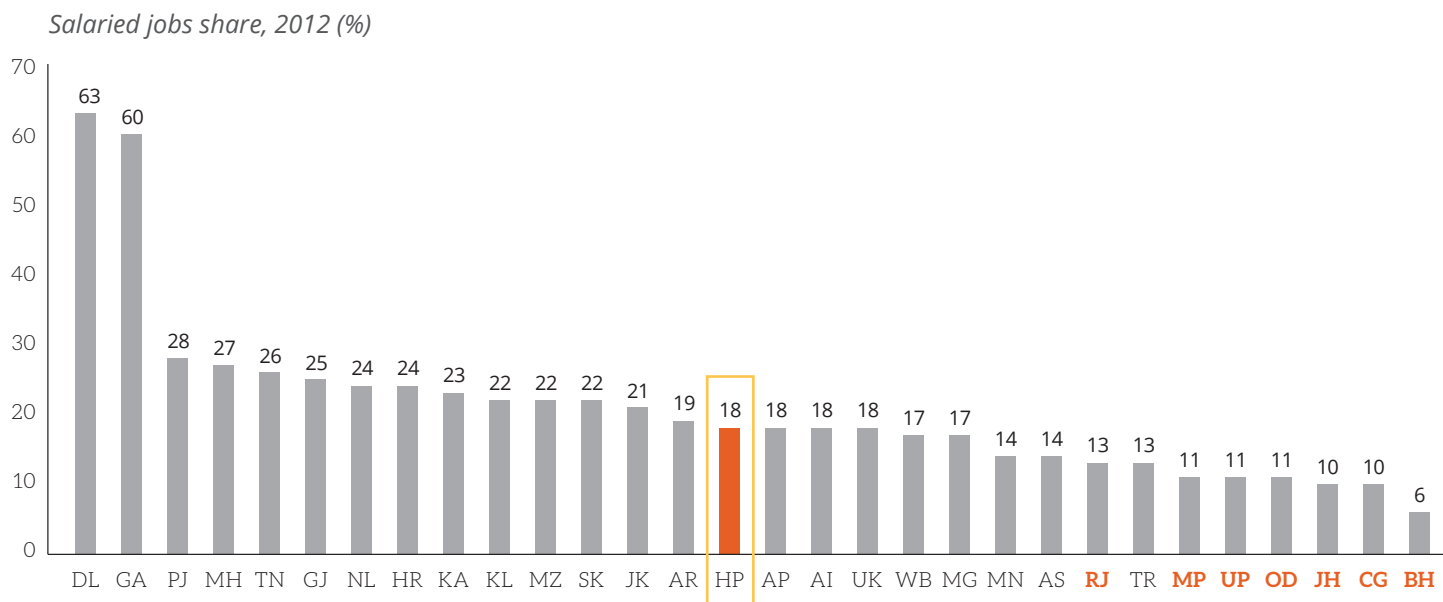
# Himachal Pradesh

## Jobs

Since 2005, more casual wage jobs in Himachal Pradesh



The share of salaried jobs in Himachal Pradesh is similar to the national average



# Himachal Pradesh

## Jobs

Despite positive job growth, not enough jobs for the size of the working age population in Himachal Pradesh



Female labor participation in Himachal Pradesh is high but declining

