



CI- Productive Social Safety Net (P143332)

AFRICA WEST | Cote d'Ivoire | Social Protection & Jobs Global Practice |
IBRD/IDA | Investment Project Financing | FY 2015 | Seq No: 13 | ARCHIVED on 19-Nov-2021 | ISR48774 |

Implementing Agencies: REPUBLIC OF IVORY COAST, Ministry of Solidarity, Social Cohesion and Fight against Poverty

Key Dates

Key Project Dates

Bank Approval Date: 29-May-2015

Effectiveness Date: 27-Oct-2015

Planned Mid Term Review Date: 16-Jul-2018

Actual Mid-Term Review Date: 16-May-2018

Original Closing Date: 30-Oct-2020

Revised Closing Date: 30-Oct-2024

Project Development Objectives

Project Development Objective (from Project Appraisal Document)

The project development objective (PDO) is to provide cash transfers to poor households in selected regions and develop the foundations of a social safety net system.

Has the Project Development Objective been changed since Board Approval of the Project Objective?

Yes

Board Approved Revised Project Development Objective (If project is formally restructured)

To improve access to cash transfers and earnings opportunities among poor households and develop a social protection delivery system.

Components Table

Name

Digital Cash Transfer "Plus" Economic Inclusion Program:(Cost \$129.00 M)
Developing the Social Protection Delivery System:(Cost \$15.00 M)
Project Management, Monitoring and Evaluation:(Cost \$6.00 M)

Overall Ratings

Name	Previous Rating	Current Rating
Progress towards achievement of PDO	<input type="checkbox"/> Satisfactory	<input type="checkbox"/> Satisfactory
Overall Implementation Progress (IP)	<input type="checkbox"/> Satisfactory	<input type="checkbox"/> Satisfactory
Overall Risk Rating	<input type="checkbox"/> Low	<input type="checkbox"/> Low

Implementation Status and Key Decisions

The project development objectives remain achievable, and the project is on track to meeting them ahead of schedule as many of the key indicators have been achieved or exceeded. Specifically, the project has supported 127,000 beneficiary households (representing 766,253 individuals) of which 47,435 are women the main recipients of the cash transfers. Over 95 percent of beneficiaries from the first cohort have reported higher earnings as a result of project interventions (as reported by both men and women). In addition, the Unique Social Registry (RSU) currently counts 315,925 poor and vulnerable individuals, while progress is being made in terms of timely digital payments to beneficiaries (75 percent were made



on time compared to a target of 90 percent by project end). The RSU Task Force worked on the budget planning forecasting their costs over the next five years, and the development of the RSU-Management Information System will start in the first trimester of 2022.

The recently concluded mission was a mid-term review (MTR), which allowed for more in-depth analysis of project benefits. For instance, the MTR noted that the cash transfers coupled with economic inclusion activities have had significant positive impacts not only on the beneficiaries but also the communities at large: (a) beneficiaries were able to strengthen or start new income generating activities (cash transfer beneficiary cohorts 1 and 2); (b) beneficiaries pooled their resources (with non-beneficiaries) to start group activities; (c) saving groups were very successful: not only are beneficiaries in cohort 1 starting a second cycle (out of 311 saving groups, 192 are starting a second cycle) but adhoc saving groups were also launched by non-beneficiaries seeing the success of their peers; (d) positive outcomes were seen in terms of improved schooling and overall improved living conditions among beneficiaries.

Risks

Systematic Operations Risk-rating Tool

Risk Category	Rating at Approval	Previous Rating	Current Rating
Political and Governance	☐ Substantial	☐ Moderate	☐ Moderate
Macroeconomic	☐ Moderate	☐ Low	☐ Low
Sector Strategies and Policies	☐ Moderate	☐ Moderate	☐ Moderate
Technical Design of Project or Program	☐ Moderate	☐ Low	☐ Low
Institutional Capacity for Implementation and Sustainability	☐ Substantial	☐ Moderate	☐ Moderate
Fiduciary	☐ Moderate	☐ Moderate	☐ Moderate
Environment and Social	☐ Moderate	☐ Low	☐ Low
Stakeholders	☐ Moderate	☐ Low	☐ Low
Other	--	--	--
Overall	☐ Moderate	☐ Low	☐ Low

Results

PDO Indicators by Objectives / Outcomes

Access to cash transfers and earning opportunities among poor households improved				
► Beneficiaries of Safety Nets programs (number) (Number, Corporate)				
	Baseline	Actual (Previous)	Actual (Current)	End Target
Value	0.00	766,253.00	766,253.00	750,000.00
Date	03-Aug-2015	08-Jun-2021	21-Oct-2021	30-Oct-2024



Comments:	the team is expected to have new data (that includes the cohort 4 beneficiaries) in the next supervision mission			
<input type="checkbox"/> Designated recipients of Safety Nets programs - Female (Number, Custom Breakdown)				
	Baseline	Actual (Previous)	Actual (Current)	End Target
Value	0.00	47,435.00	47,435.00	37,500.00
Date	03-Aug-2015	07-Jun-2021	21-Oct-2021	30-Oct-2024
► Number of beneficiary households of cash transfers, Total (Number, Custom)				
	Baseline	Actual (Previous)	Actual (Current)	End Target
Value	0.00	127,000.00	127,000.00	125,000.00
Date	03-Aug-2015	08-Jun-2021	21-Oct-2021	30-Oct-2024
Comments:	the team is expected to have new data (that includes the cohort 4 beneficiaries) in the next supervision mission			
<input type="checkbox"/> Number of beneficiary households of cash transfers, of which headed by female (Number, Custom Breakdown)				
	Baseline	Actual (Previous)	Actual (Current)	End Target
Value	0.00	29,918.00	29,919.00	37,500.00
Date	03-Aug-2015	08-Jun-2021	21-Oct-2021	30-Oct-2024
► Share of households reporting an increase in earnings (Percentage, Custom)				
	Baseline	Actual (Previous)	Actual (Current)	End Target
Value	0.00	0.00	96.70	70.00
Date	18-Apr-2019	08-Jun-2021	21-Oct-2021	30-Oct-2024
Comments:	This is based on self-reported results from a monitoring survey undertaken with beneficiaries of cohort 1			
<input type="checkbox"/> Share of households reporting an increase in earnings (female) (Percentage, Custom Supplement)				
	Baseline	Actual (Previous)	Actual (Current)	End Target
Value	0.00	0.00	96.70	65.00
Social protection delivery system developed				
► Number of households registered in social registry (Number, Custom)				
	Baseline	Actual (Previous)	Actual (Current)	End Target



Value	0.00	315,925.00	315,925.00	312,500.00
Date	03-Aug-2015	08-Jun-2021	08-Jun-2021	30-Oct-2024
► Share of payments using the project's digital payment delivery system that are made on time, as specified in PIM (Percentage, Custom)				
	Baseline	Actual (Previous)	Actual (Current)	End Target
Value	0.00	50.00	75.00	90.00
Date	18-Apr-2019	08-Jun-2021	21-Oct-2021	18-Oct-2024
Comments:	On the last 4 payments (October 2021, July 2021, March 2021 and December 2020), one payment was late (March 2021)			

Intermediate Results Indicators by Components

Digital Cash Transfer "Plus" Economic Inclusion Program				
► Number of beneficiary households participating in economic inclusion activities (Number, Custom)				
	Baseline	Actual (Previous)	Actual (Current)	End Target
Value	0.00	50,000.00	125,000.00	90,000.00
Date	13-Mar-2019	08-Jun-2021	21-Oct-2021	30-Oct-2024
Comments:	Beneficiaries of cohort 1 and 2 received economic inclusion package and beneficiaries of cohort 3 began receiving economic inclusion interventions in August 2021.			
□ Share of female beneficiaries participating in economic inclusion activities (female) (Percentage, Custom Supplement)				
	Baseline	Actual (Previous)	Actual (Current)	End Target
Value	0.00	17.00	23.00	30.00

Developing the Social Protection Delivery System				
► Digital cash transfer payment system developed, including quality assurance (QA) (Text, Custom)				
	Baseline	Actual (Previous)	Actual (Current)	End Target
Value	Not developed	Quality insurance not done	Quality assurance done	Fully operational protocol in place.
Date	03-Aug-2015	08-Jun-2021	21-Oct-2021	30-Oct-2024
► Social registry developed, including Quality Assurance (QA) (Text, Custom)				
	Baseline	Actual (Previous)	Actual (Current)	End Target



Value	Not developed	under development	under development	Fully operational protocol in place.
Date	03-Aug-2015	08-Jun-2021	21-Oct-2021	30-Oct-2024
Comments:	A decree institutionalizing the social registry was adopted in Sept. 2019. The MIS is not yet in place. It was supposed to be developed in 2021 however the procurement process for the firm is ongoing.			
► Targeting system for the cash transfer program developed, including Quality Assurance (QA) (Text, Custom)				
	Baseline	Actual (Previous)	Actual (Current)	End Target
Value	Not developed	Quality insurance for 2020 and 2019 not done	Quality assurance for 2021, 2020 and 2019 not done	Fully operational protocol in place
Date	03-Aug-2015	08-Jun-2021	21-Oct-2021	30-Oct-2024

Project Management, Monitoring and Evaluation				
► Communication platform and grievance redress mechanism designed and implemented, including quality assurance (QA) spot checks (Text, Custom)				
	Baseline	Actual (Previous)	Actual (Current)	End Target
Value	Not developed	quality assurance control not yet carried out	quality assurance done	Fully operational protocol in place.
Date	03-Aug-2015	08-Jun-2021	21-Oct-2021	30-Oct-2024
Comments:	A monitoring survey focusing on cohort 1 was carried out in July 2021 and serves as a quality assurance mechanism			
► GRM receiving and responding to complaints within the timeframe specified in the PIM (Percentage, Custom)				
	Baseline	Actual (Previous)	Actual (Current)	End Target
Value	0.00	98.00	100.00	95.00
Date	01-Nov-2019	08-Jun-2021	21-Oct-2021	18-Oct-2024
► Management information system (MIS) developed, including quality assurance (QA) (Text, Custom)				
	Baseline	Actual (Previous)	Actual (Current)	End Target
Value	Not developed	MIS additional modules under development	MIS additional modules developed but not quality assurance	Fully operational protocol in place.
Date	03-Aug-2015	08-Jun-2021	21-Oct-2021	30-Oct-2024
Comments:	the MIS modules were developed and will be imminently rolled out			
► Project financial audits and monitoring and evaluation (M&E) reports are disclosed on time (Yes/No, Custom)				





	Baseline	Actual (Previous)	Actual (Current)	End Target
Value	No	Yes	Yes	Yes
Date	03-Aug-2015	08-Jun-2021	21-Oct-2021	30-Oct-2024
Comments:	project financial audits are disclosed on time as well as annual monitoring reports. No evaluation reports has been done to date.			
▶ Impact evaluation survey data collection completed (Text, Custom)				
	Baseline	Actual (Previous)	Actual (Current)	End Target
Value	Not started	Late	Completed	Impact evaluation report completed
Date	03-Aug-2015	08-Jun-2021	21-Oct-2021	30-Oct-2024
Comments:	The endline survey for the impact evaluation was completed in October 2021			

Performance-Based Conditions

Data on Financial Performance

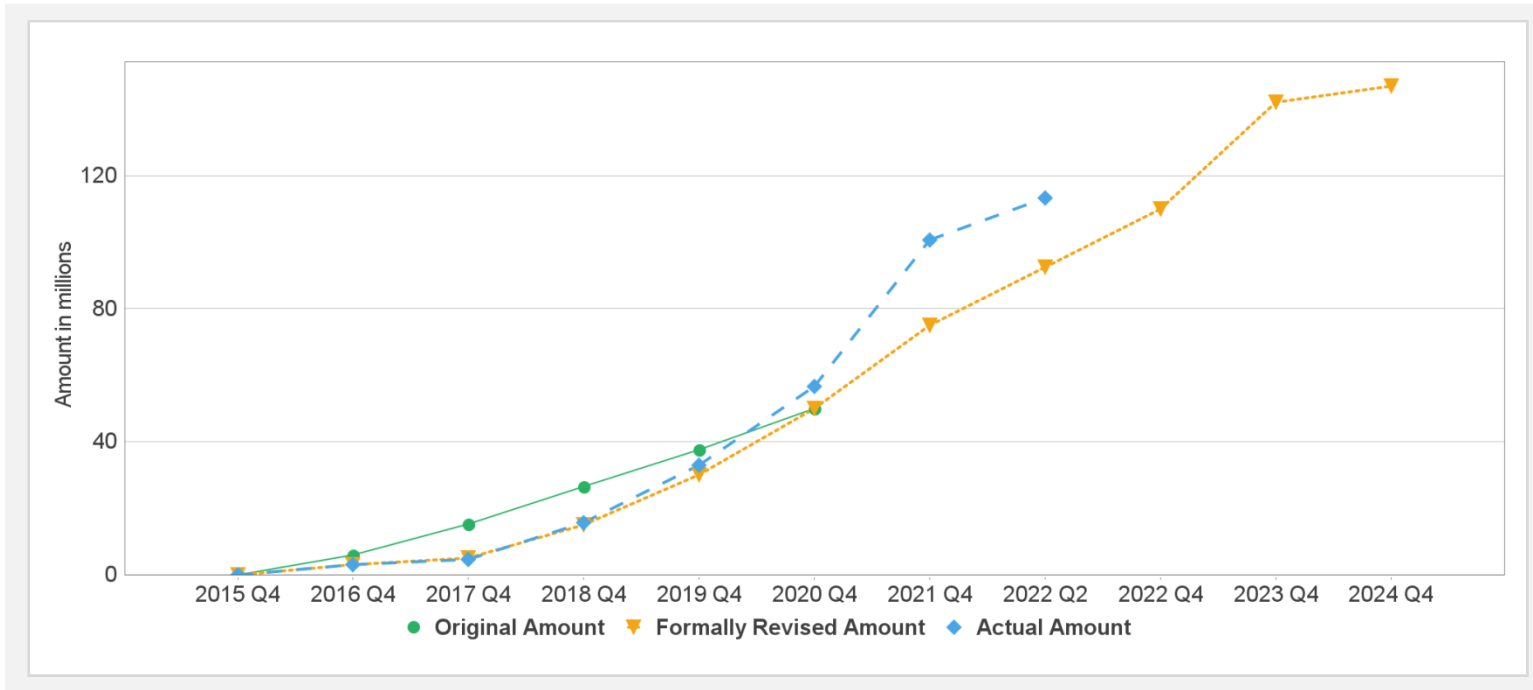
Disbursements (by loan)

Project	Loan/Credit/TF	Status	Currency	Original	Revised	Cancelled	Disbursed	Undisbursed	% Disbursed	
P143332	IDA-56480	Closed	USD	50.00	49.92	0.08	50.43	0.00		100%
P143332	IDA-64360	Effective	USD	100.00	100.00	0.00	62.85	41.07		60%

Key Dates (by loan)

Project	Loan/Credit/TF	Status	Approval Date	Signing Date	Effectiveness Date	Orig. Closing Date	Rev. Closing Date
P143332	IDA-56480	Closed	29-May-2015	03-Aug-2015	27-Oct-2015	30-Oct-2020	30-Oct-2020
P143332	IDA-64360	Effective	14-Jun-2019	23-Jul-2019	12-Nov-2019	30-Oct-2024	30-Oct-2024

Cumulative Disbursements



PBC Disbursement

PBC ID	PBC Type	Description	Coc	PBC Amount	Achievement Status	Disbursed amount in Coc	Disbursement % for PBC

Restructuring History

There has been no restructuring to date.

Related Project(s)

P167623-Social Protection and Economic Inclusion Project (Productive Social Safety Net Additional Financing)