



## AFCC2/RI-Regional Pastoral Livelihoods Resilience Project (P129408)

AFRICA | Africa | Agriculture Global Practice |  
IBRD/IDA | Investment Project Financing | FY 2014 | Seq No: 8 | ARCHIVED on 11-Jan-2018 | ISR31068 |

Implementing Agencies: Ministry of Finance, Ministry of Finance, Planning and Economic Development, Ministry of Livestock Development (MOLD), Ministry of Agriculture, Animal Industry and Fisheries, IGAD Secretariat, IGAD Secretariat

## Key Dates

## Key Project Dates

Bank Approval Date:18-Mar-2014

Effectiveness Date:15-Dec-2014

Planned Mid Term Review Date:15-Nov-2017

Actual Mid-Term Review Date:13-Nov-2017

Original Closing Date:31-Dec-2019

Revised Closing Date:31-Dec-2019

## Project Development Objectives

Project Development Objective (from Project Appraisal Document)

To enhance livelihood resilience of pastoral and agro-pastoral communities in cross-border drought prone areas of selected countries and improve the capacity of the selected countries' governments to respond promptly and effectively to an eligible crisis or emergency.

Has the Project Development Objective been changed since Board Approval of the Project Objective?

No

## Components

Name

Natural Resources Management:(Cost \$29.50 M)

Market Access and Trade:(Cost \$26.90 M)

Livelihood Support:(Cost \$25.40 M)

Pastoral Risk Management:(Cost \$10.20 M)

Project Management and Institutional Support:(Cost \$25.00 M)

(Physical and Prices Contingencies):(Cost \$5.00 M)

## Overall Ratings

Name	Previous Rating	Current Rating
Progress towards achievement of PDO	● Moderately Unsatisfactory	● Moderately Unsatisfactory



Overall Implementation Progress (IP)	● Moderately Unsatisfactory	● Moderately Unsatisfactory
Overall Risk Rating	● Substantial	● Substantial

## Implementation Status and Key Decisions

This is an interim ISR that provides some updates for Uganda and Ethiopia only. Missions for Kenya and Intergovernmental Authority on Development (IGAD) will be undertaken in January 2018. All ratings remain unchanged until the Mid Term Review is completed later in January.

## Risks

### Systematic Operations Risk-rating Tool

Risk Category	Rating at Approval	Previous Rating	Current Rating
Political and Governance	--	● Substantial	● Substantial
Macroeconomic	--	● Moderate	● Moderate
Sector Strategies and Policies	--	● Substantial	● Substantial
Technical Design of Project or Program	--	● Moderate	● Moderate
Institutional Capacity for Implementation and Sustainability	--	● Substantial	● Substantial
Fiduciary	--	● Substantial	● Substantial
Environment and Social	--	● Moderate	● Moderate
Stakeholders	--	● Moderate	● Moderate
Other	--	--	--
Overall	--	● Substantial	● Substantial

## Results

### Project Development Objective Indicators

► Percentage death rate of livestock kept by agro-pastoral and pastoral households targeted by the project (cattle, goats)  
(Percentage, Custom)

	Baseline	Actual (Previous)	Actual (Current)	End Target
Value	0.00	0.00	0.00	20.00
Date	18-Mar-2014	22-Jun-2017	21-Dec-2017	31-Dec-2019



▲ Percentage death rate of livestock kept by agro-pastoral and pastoral households targeted by the project (cattle, goats)  
(Percentage, Custom Breakdown)

	Baseline	Actual (Previous)	Actual (Current)	End Target
Value	0.00	0.00	0.00	0.00
Date	18-Mar-2014	22-Jun-2017	21-Dec-2017	31-Dec-2019

▷ Goats - UGA 5 (Percentage, Custom Breakdown)

	Baseline	Actual (Previous)	Actual (Current)	End Target
Value	5.00	5.00	5.00	3.50
Date	18-Mar-2014	22-Jun-2017	21-Dec-2017	31-Dec-2019

▷ Cattle - UGA 5 (Percentage, Custom Breakdown)

	Baseline	Actual (Previous)	Actual (Current)	End Target
Value	5.00	5.00	5.00	3.50
Date	18-Mar-2014	22-Jun-2017	21-Dec-2017	31-Dec-2019

▷ Goats - KEN 12 (Percentage, Custom Breakdown)

	Baseline	Actual (Previous)	Actual (Current)	End Target
Value	12.00	12.00	12.00	8.40
Date	18-Mar-2014	22-Jun-2017	21-Dec-2017	31-Dec-2019

▷ Cattle - KEN 10 (Percentage, Custom Breakdown)

	Baseline	Actual (Previous)	Actual (Current)	End Target
Value	10.00	10.00	10.00	7.00



Date	18-Mar-2014	22-Jun-2017	21-Dec-2017	31-Dec-2019
------	-------------	-------------	-------------	-------------

#### ▲ Cattle - KEN 22 (Percentage, Custom Breakdown)

	Baseline	Actual (Previous)	Actual (Current)	End Target
Value	22.00	22.00	22.00	14.60
Date	18-Mar-2014	22-Jun-2017	21-Dec-2017	31-Dec-2019

#### ▲ Goats - KEN 17 (Percentage, Custom Breakdown)

	Baseline	Actual (Previous)	Actual (Current)	End Target
Value	17.00	17.00	17.00	13.00
Date	18-Mar-2014	22-Jun-2017	21-Dec-2017	31-Dec-2019

#### ▲ Cattle - UGA 13 (Percentage, Custom Breakdown)

	Baseline	Actual (Previous)	Actual (Current)	End Target
Value	13.00	13.00	13.00	11.00
Date	18-Mar-2014	22-Jun-2017	21-Dec-2017	31-Dec-2019

#### ▲ Goats - UGA 11 (Percentage, Custom Breakdown)



	Baseline	Actual (Previous)	Actual (Current)	End Target
Value	11.00	11.00	11.00	9.00
Date	18-Mar-2014	22-Jun-2017	21-Dec-2017	31-Dec-2019

#### ▲ Cattle - ETH (Percentage, Custom Breakdown)

	Baseline	Actual (Previous)	Actual (Current)	End Target
Value	12.00	--	--	9.00
Date	21-Oct-2014	--	--	31-Dec-2019

#### ▲ Goats - ETH (Percentage, Custom Breakdown)

	Baseline	Actual (Previous)	Actual (Current)	End Target
Value	12.00	--	--	10.00
Date	21-Oct-2014	--	--	31-Dec-2019

#### ▲ Cattle - ETH (Percentage, Custom Breakdown)

	Baseline	Actual (Previous)	Actual (Current)	End Target
Value	7.00	--	--	5.00
Date	21-Oct-2014	--	--	31-Dec-2019

#### ▲ Goats - ETH (Percentage, Custom Breakdown)



	Baseline	Actual (Previous)	Actual (Current)	End Target
Value	12.00	--	--	10.00
Date	21-Oct-2014	--	--	31-Dec-2019

► Number of livestock traded in selected project markets (Percentage, Custom)

	Baseline	Actual (Previous)	Actual (Current)	End Target
Value	0.00	0.00	0.00	0.00
Date	18-Mar-2014	22-Jun-2017	21-Dec-2017	31-Dec-2019

▲ Number of livestock traded in selected project markets (Percentage, Custom Breakdown)

	Baseline	Actual (Previous)	Actual (Current)	End Target
Value	0.00	0.00	0.00	0.00
Date	18-Mar-2015	22-Jun-2017	21-Dec-2017	31-Dec-2019

▷ Live cattle - 28,252 UGA (Percentage, Custom Breakdown)

	Baseline	Actual (Previous)	Actual (Current)	End Target
Value	28,252.00	28,252.00	28,252.00	36,058.00
Date	18-Mar-2014	22-Jun-2017	21-Dec-2017	31-Dec-2019

▷ Live goats - 29,917 UGA (Percentage, Custom Breakdown)



	Baseline	Actual (Previous)	Actual (Current)	End Target
Value	29,917.00	29,971.00	29,971.00	38,183.00
Date	18-Mar-2014	22-Jun-2017	21-Dec-2017	31-Dec-2019

▷ Live cattle % increase - KEN (Percentage, Custom Breakdown)

	Baseline	Actual (Previous)	Actual (Current)	End Target
Value	0.00	0.00	0.00	6.10
Date	18-Mar-2014	22-Jun-2017	21-Dec-2017	31-Dec-2019

▷ Live goats - % increase KEN (Percentage, Custom Breakdown)

	Baseline	Actual (Previous)	Actual (Current)	End Target
Value	0.00	0.00	0.00	6.00
Date	18-Mar-2014	22-Jun-2017	21-Dec-2017	31-Dec-2019

▲ Live goats - % decrease KEN (Percentage, Custom Breakdown)

	Baseline	Actual (Previous)	Actual (Current)	End Target
Value	0.00	0.00	0.00	9.00
Date	18-Mar-2014	22-Jun-2017	21-Dec-2017	31-Dec-2019

▲ Live Cattle - % decrease KEN (Percentage, Custom Breakdown)



	Baseline	Actual (Previous)	Actual (Current)	End Target
Value	0.00	0.00	0.00	7.40
Date	18-Mar-2014	22-Jun-2017	21-Dec-2017	31-Dec-2019

#### ▲ Live goats - 35,003 UGA (Percentage, Custom Breakdown)

	Baseline	Actual (Previous)	Actual (Current)	End Target
Value	35,003.00	35,003.00	35,003.00	40,813.00
Date	18-Mar-2014	22-Jun-2017	21-Dec-2017	31-Dec-2019

#### ▲ Live cattle - 31,642 UGA (Percentage, Custom Breakdown)

	Baseline	Actual (Previous)	Actual (Current)	End Target
Value	31,642.00	31,624.00	31,624.00	35,218.00
Date	18-Mar-2014	22-Jun-2017	21-Dec-2017	31-Dec-2019

#### ▲ Live cattle (Nbr. of heads) - ETH. (Drought year) (Percentage, Custom Breakdown)

	Baseline	Actual (Previous)	Actual (Current)	End Target
Value	0.00	--	--	0.00
Date	21-Oct-2014	--	--	31-Dec-2019

#### ▲ Live Cattle - 300,000 - ETH (Normal year) (Percentage, Custom Breakdown)





	Baseline	Actual (Previous)	Actual (Current)	End Target
Value	300,000.00	--	--	360,000.00
Date	21-Oct-2014	--	--	31-Dec-2019

▲ Live goats and sheep - 21.2 million - ETH. (No. of heads) (Normal year) (Percentage, Custom Breakdown)

	Baseline	Actual (Previous)	Actual (Current)	End Target
Value	21,200,000.00	--	--	25.40
Date	21-Oct-2014	--	--	31-Dec-2019

▶ Real value of livestock traded in selected project markets (Number, Custom)

	Baseline	Actual (Previous)	Actual (Current)	End Target
Value	1.00	1.00	1.00	1.00
Date	18-Mar-2014	22-Jun-2017	21-Dec-2017	31-Dec-2019

▲ Live goats - Ushs UGA (000,000) 1,424 (Number, Custom Breakdown)

	Baseline	Actual (Previous)	Actual (Current)	End Target
Value	1,424.00	1,424.00	1,424.00	2,465.00
Date	18-Mar-2014	20-Dec-2016	21-Dec-2017	31-Dec-2019

▷ Real value of livestock traded in selected project markets (Number, Custom Breakdown)



	Baseline	Actual (Previous)	Actual (Current)	End Target
Value	0.00	0.00	0.00	0.00
Date	18-Mar-2014	22-Jun-2017	21-Dec-2017	31-Dec-2019

#### ▲ Live cattle - Ushs (000,000) UGA 14,701 (Number, Custom Breakdown)

	Baseline	Actual (Previous)	Actual (Current)	End Target
Value	14,701.00	14,710.00	14,710.00	26,529.00
Date	18-Mar-2014	22-Jun-2017	21-Dec-2017	31-Dec-2019

#### ▲ Live goats - % increase KEN (Number, Custom Breakdown)

	Baseline	Actual (Previous)	Actual (Current)	End Target
Value	0.00	0.00	0.00	9.10
Date	18-Mar-2014	22-Jun-2017	21-Dec-2017	31-Dec-2019

#### ▲ Live cattle - % increase KEN (Number, Custom Breakdown)

	Baseline	Actual (Previous)	Actual (Current)	End Target
Value	0.00	0.00	0.00	9.40
Date	18-Mar-2014	22-Jun-2017	21-Dec-2017	31-Dec-2019

#### ▲ Live cattle - ETH (ETB) (No. of heads) (Number, Custom Breakdown)



	Baseline	Actual (Previous)	Actual (Current)	End Target
Value	0.00	--	--	0.00
Date	21-Oct-2014	--	--	31-Dec-2019

▲ Live Goats and sheep - ETH (ETB) (Drought year) (Number, Custom Breakdown)

	Baseline	Actual (Previous)	Actual (Current)	End Target
Value	0.00	--	--	0.00
Date	21-Oct-2014	--	--	31-Dec-2019

▲ Live cattle - 1 billion - ETH (Normal year) (Number, Custom Breakdown)

	Baseline	Actual (Previous)	Actual (Current)	End Target
Value	1,000,000,000.00	--	--	1.20
Date	21-Oct-2014	--	--	31-Dec-2019

▲ Live goats and sheep ETH - 14.2 billion (ETB) (Number, Custom Breakdown)

	Baseline	Actual (Previous)	Actual (Current)	End Target
Value	14,200,000,000.00	--	--	17.00
Date	21-Oct-2014	--	--	31-Dec-2019

▶ Time lapse between early warning information and response reduced (Days, Custom)



	Baseline	Actual (Previous)	Actual (Current)	End Target
Value	0.00	0.00	0.00	0.00
Date	18-Mar-2014	22-Jun-2017	21-Dec-2017	31-Dec-2019

#### ▲ KEN - 4 weeks (Days, Custom Breakdown)

	Baseline	Actual (Previous)	Actual (Current)	End Target
Value	4.00	4.00	4.00	2.00
Date	31-Dec-2014	22-Jun-2017	21-Dec-2017	31-Dec-2019

#### ▲ UGA - 30-45 days (Days, Custom Breakdown)

	Baseline	Actual (Previous)	Actual (Current)	End Target
Value	30.00	30.00	30.00	14.00
Date	31-Dec-2014	22-Jun-2017	21-Dec-2017	20-Dec-2016

#### ▲ Preliminary estimated data to be reviewed at inception 21 days (Eth.) (Days, Custom Breakdown)

	Baseline	Actual (Previous)	Actual (Current)	End Target
Value	21.00	--	--	7.00
Date	21-Oct-2014	--	--	31-Dec-2019

#### ► Direct project beneficiaries (Number, Custom)



	Baseline	Actual (Previous)	Actual (Current)	End Target
Value	0.00	0.00	0.00	1,700,000.00
Date	18-Mar-2015	22-Jun-2017	21-Dec-2017	31-Dec-2019

#### ▲ Female beneficiaries (Percentage, Custom Supplement)

	Baseline	Actual (Previous)	Actual (Current)	End Target
Value	0.00	0.00	0.00	40.00

#### ▲ 0 % date 2013 - ETH (Number, Custom Breakdown)

	Baseline	Actual (Previous)	Actual (Current)	End Target
Value	0.00	--	--	663,000.00
Date	21-Oct-2014	--	--	31-Dec-2019

#### Overall Comments

#### Intermediate Results Indicators

##### ▶ Number of water infrastructures along cross-border migration routes rehabilitated or newly built under the project that are that are operational and sustainably managed (Number, Custom)

	Baseline	Actual (Previous)	Actual (Current)	End Target
Value	0.00	0.00	0.00	0.00
Date	18-Mar-2014	22-Jun-2017	21-Dec-2017	31-Dec-2019



#### ▲ UGA - 0 (date: 2013) (Number, Custom Breakdown)

	Baseline	Actual (Previous)	Actual (Current)	End Target
Value	0.00	0.00	0.00	189.00
Date	18-Mar-2014	22-Jun-2017	21-Dec-2017	31-Dec-2019

#### ▲ KEN - 0 (date:2013) (Number, Custom Breakdown)

	Baseline	Actual (Previous)	Actual (Current)	End Target
Value	0.00	0.00	0.00	95.00
Date	18-Mar-2014	22-Jun-2017	21-Dec-2017	31-Dec-2019

#### ▲ ETH - 0 (date 2013) (Number, Custom Breakdown)

	Baseline	Actual (Previous)	Actual (Current)	End Target
Value	0.00	0.00	0.00	174.00
Date	21-Oct-2014	22-Jun-2017	21-Dec-2017	31-Dec-2019

#### ▶ Percentage of pastoral households with improved access to water through project infrastructures rehabilitation and development (Number, Custom)

	Baseline	Actual (Previous)	Actual (Current)	End Target
Value	0.00	0.00	0.00	0.00
Date	18-Mar-2014	22-Jun-2017	21-Dec-2017	31-Dec-2019


**▲ Normal year distance: 10Km KEN - 0% Drought year distance: 30 Km KEN -0% (Number, Custom Breakdown)**

	Baseline	Actual (Previous)	Actual (Current)	End Target
Value	0.00	0.00	0.00	50.00
Date	18-Mar-2014	22-Jun-2017	21-Dec-2017	31-Dec-2019

**▲ Normal year distance: 5-10 Km UGA - 0% (Number, Custom Breakdown)**

	Baseline	Actual (Previous)	Actual (Current)	End Target
Value	0.00	0.00	0.00	90.00
Date	18-Mar-2014	22-Jun-2017	21-Dec-2017	31-Dec-2019

**▲ ETH - 0 % (date 2013) - Pourcentage (Number, Custom Breakdown)**

	Baseline	Actual (Previous)	Actual (Current)	End Target
Value	0.00	--	--	50.00
Date	21-Oct-2014	--	--	31-Dec-2019

**▶ Land area under sustainable landscape management practices (Hectare(Ha), Corporate)**

	Baseline	Actual (Previous)	Actual (Current)	End Target
Value	0.00	0.00	0.00	0.00
Date	18-Mar-2014	22-Jun-2017	21-Dec-2017	31-Dec-2019


**▲ KEN - 0 (date:2012) (Hectare(Ha), Custom Breakdown)**

	Baseline	Actual (Previous)	Actual (Current)	End Target
Value	0.00	0.00	0.00	2,480.00
Date	18-Mar-2014	22-Jun-2017	21-Dec-2017	31-Dec-2019

**▲ UGA - 0 (date:2013) (Hectare(Ha), Custom Breakdown)**

	Baseline	Actual (Previous)	Actual (Current)	End Target
Value	40.00	40.00	40.00	940.00
Date	18-Mar-2014	22-Jun-2017	21-Dec-2017	31-Dec-2019

**▲ ETH - 0 (date 2013) Number (Core) (Hectare(Ha), Custom Breakdown)**

	Baseline	Actual (Previous)	Actual (Current)	End Target
Value	0.00	--	--	2,000.00
Date	21-Oct-2014	--	--	31-Dec-2019

**▶ Number of platforms solving cross-border natural resources management conflicts formed and operational. (Number, Custom)**

	Baseline	Actual (Previous)	Actual (Current)	End Target
Value	0.00	0.00	0.00	0.00
Date	18-Mar-2014	22-Jun-2017	21-Dec-2017	31-Dec-2019




**▲ KEN - 0 (date:2013) (Number, Custom Breakdown)**

	Baseline	Actual (Previous)	Actual (Current)	End Target
Value	0.00	0.00	0.00	16.00
Date	18-Mar-2014	22-Jun-2017	21-Dec-2017	31-Dec-2019

**▲ UGA - 0 (date: 2013) (Number, Custom Breakdown)**

	Baseline	Actual (Previous)	Actual (Current)	End Target
Value	0.00	0.00	0.00	12.00
Date	18-Mar-2014	22-Jun-2017	21-Dec-2017	31-Dec-2019

**▲ ETH - 0 (date 2013) Number (Number, Custom Breakdown)**

	Baseline	Actual (Previous)	Actual (Current)	End Target
Value	0.00	--	--	21.00
Date	21-Oct-2014	--	--	31-Dec-2019

**▶ Number of regional or cross-border market infrastructures rehabilitated or newly built under the project that are operational and sustainably managed (Number, Custom)**

	Baseline	Actual (Previous)	Actual (Current)	End Target
Value	0.00	0.00	0.00	0.00
Date	18-Mar-2013	22-Jun-2017	21-Dec-2017	31-Dec-2019


**▲ KEN - 0 (date:2013) (Number, Custom Breakdown)**

	Baseline	Actual (Previous)	Actual (Current)	End Target
Value	0.00	0.00	0.00	16.00
Date	18-Mar-2014	22-Jun-2017	21-Dec-2017	31-Dec-2019

**▲ UGA - 0 (date: 2013) (Number, Custom Breakdown)**

	Baseline	Actual (Previous)	Actual (Current)	End Target
Value	0.00	0.00	0.00	22.00
Date	18-Mar-2014	22-Jun-2017	21-Dec-2017	31-Dec-2019

**▲ ETH - 0 (date 2013) (Number, Custom Breakdown)**

	Baseline	Actual (Previous)	Actual (Current)	End Target
Value	0.00	--	--	10.00
Date	21-Oct-2014	--	--	31-Dec-2019

**► Regional marketing information (price, diseases) disseminated to partner countries in timely manners (Yes/No, Custom)**

	Baseline	Actual (Previous)	Actual (Current)	End Target
Value	N	N	N	Y
Date	18-Mar-2014	22-Jun-2017	21-Dec-2017	31-Dec-2019


**▲ KEN - Prices: No; KEN - Diseases: No (Yes/No, Custom Breakdown)**

	Baseline	Actual (Previous)	Actual (Current)	End Target
Value	N	--	--	Y
Date	18-Mar-2014	22-Jun-2017	21-Dec-2017	31-Dec-2019

**▲ UGA - Prices: No; UGA Diseases: No (Yes/No, Custom Breakdown)**

	Baseline	Actual (Previous)	Actual (Current)	End Target
Value	N	--	--	Y
Date	18-Mar-2014	22-Jun-2017	21-Dec-2017	31-Dec-2019

**▷ ETH - Yes/No (Yes/No, Custom Breakdown)**

	Baseline	Actual (Previous)	Actual (Current)	End Target
Value	N	--	--	Y
Date	21-Oct-2014	--	--	31-Dec-2019

**▶ Number of regional protocols about sanitary and phytosanitary standards ratified by the participating countries (Number, Custom)**

	Baseline	Actual (Previous)	Actual (Current)	End Target
Value	0.00	0.00	0.00	4.00
Date	18-Mar-2014	22-Jun-2017	21-Dec-2017	31-Dec-2019



▲ Number of stakeholders trained on policy and regulations in the region (Number, Custom Breakdown)

	Baseline	Actual (Previous)	Actual (Current)	End Target
Value	0.00	0.00	0.00	12,190.00
Date	31-Dec-2019	22-Jun-2017	21-Dec-2017	31-Dec-2019

▷ ETH - 0 (Number, Custom Breakdown)

	Baseline	Actual (Previous)	Actual (Current)	End Target
Value	0.00	--	--	477.00
Date	21-Oct-2014	--	--	31-Dec-2019

▲ ETH - 0 (Number, Custom Breakdown)

	Baseline	Actual (Previous)	Actual (Current)	End Target
Value	0.00	--	--	4.00
Date	21-Oct-2014	--	--	31-Dec-2019

▶ Number of suspicions of outbreaks of selected diseases of regional importance (PPR and FMD) reported and tested in central laboratories (Number, Custom)

	Baseline	Actual (Previous)	Actual (Current)	End Target
Value	0.00	0.00	0.00	0.00
Date	18-Mar-2014	22-Jun-2017	21-Dec-2017	31-Dec-2019


**▲ UGA - (2012) PP: 1550; FMD: 862 (Number, Custom Breakdown)**

	Baseline	Actual (Previous)	Actual (Current)	End Target
Value	1,550.00	1,550.00	1,550.00	2,500.00
Date	18-Mar-2014	22-Jun-2017	21-Dec-2017	31-Dec-2019

**▲ KEN - (2013) PPR: 12; FMD: 9 (Number, Custom Breakdown)**

	Baseline	Actual (Previous)	Actual (Current)	End Target
Value	2,800.00	2,800.00	2,800.00	4,099.00
Date	18-Mar-2014	22-Jun-2017	21-Dec-2017	31-Dec-2019

**▲ FMD - Collected 119 - ETH (Number, Custom Breakdown)**

	Baseline	Actual (Previous)	Actual (Current)	End Target
Value	119.00	--	--	70.00
Date	21-Oct-2014	--	--	31-Dec-2019

**▲ FMD - Nr tested: 11 - ETH (Number, Custom Breakdown)**

	Baseline	Actual (Previous)	Actual (Current)	End Target
Value	11.00	--	--	29.82
Date	21-Oct-2014	--	--	31-Dec-2019


**▲ PPR Collected: 96 - ETH (Number, Custom Breakdown)**

	Baseline	Actual (Previous)	Actual (Current)	End Target
Value	96.00	--	--	55.00
Date	21-Oct-2014	--	--	31-Dec-2019

**▲ PPR Nr tested: 9 (Number, Custom Breakdown)**

	Baseline	Actual (Previous)	Actual (Current)	End Target
Value	9.00	--	--	24.92
Date	21-Oct-2014	--	--	31-Dec-2019

**▶ Percentage households targeted by the project satisfied with livestock health services (Percentage, Custom)**

	Baseline	Actual (Previous)	Actual (Current)	End Target
Value	0.00	0.00	0.00	0.00
Date	18-Mar-2014	22-Jun-2017	21-Dec-2017	31-Dec-2019

**▲ KEN - 0% (date: 2013) (Percentage, Custom Breakdown)**

	Baseline	Actual (Previous)	Actual (Current)	End Target
Value	0.00	0.00	0.00	90.00
Date	18-Mar-2014	22-Jun-2017	21-Dec-2017	31-Dec-2019



#### ▲ UGA - 0% (date: 2013) (Percentage, Custom Breakdown)

	Baseline	Actual (Previous)	Actual (Current)	End Target
Value	0.00	0.00	0.00	90.00
Date	18-Mar-2014	22-Jun-2017	21-Dec-2017	31-Dec-2019

#### ▲ 60% (date 2013) - ETH (Percentage, Custom Breakdown)

	Baseline	Actual (Previous)	Actual (Current)	End Target
Value	60.00	--	--	90.00
Date	21-Oct-2014	--	--	31-Dec-2019

#### ▶ Number of new technologies demonstrated in the project area (Number, Custom)

	Baseline	Actual (Previous)	Actual (Current)	End Target
Value	0.00	0.00	0.00	0.00
Date	18-Mar-2014	22-Jun-2017	21-Dec-2017	31-Dec-2019

#### ▲ KEN - 0 (date: 2013) (Number, Custom Breakdown)

	Baseline	Actual (Previous)	Actual (Current)	End Target
Value	0.00	0.00	0.00	14.00
Date	18-Mar-2014	22-Jun-2017	21-Dec-2017	31-Dec-2019


**▲ UGA - 0 (date: 2013) (Number, Custom Breakdown)**

	Baseline	Actual (Previous)	Actual (Current)	End Target
Value	0.00	0.00	0.00	10.00
Date	18-Mar-2014	22-Jun-2017	21-Dec-2017	31-Dec-2019

**▲ ETH - 0 (date 2013) (Number, Custom Breakdown)**

	Baseline	Actual (Previous)	Actual (Current)	End Target
Value	0.00	--	--	5.00
Date	21-Oct-2014	--	--	31-Dec-2019

**▶ Number of alternative livelihood sub-projects realized and sustainably managed 2 years after initial investments (Number, Custom)**

	Baseline	Actual (Previous)	Actual (Current)	End Target
Value	0.00	0.00	0.00	0.00
Date	18-Mar-2014	22-Jun-2017	21-Dec-2017	31-Dec-2019

**▲ KEN - 0 (date: 2013) (Number, Custom Breakdown)**

	Baseline	Actual (Previous)	Actual (Current)	End Target
Value	0.00	0.00	0.00	20.00
Date	18-Mar-2014	22-Jun-2017	21-Dec-2017	31-Dec-2019




**▲ UGA - 0 (date:2013) (Number, Custom Breakdown)**

	Baseline	Actual (Previous)	Actual (Current)	End Target
Value	0.00	--	--	15.00
Date	18-Mar-2014	22-Jun-2017	21-Dec-2017	31-Dec-2019

**▲ ETH 0 (Number, Custom Breakdown)**

	Baseline	Actual (Previous)	Actual (Current)	End Target
Value	0.00	--	--	10.00
Date	21-Oct-2014	22-Jun-2017	21-Dec-2017	31-Dec-2019

**► Reliable information from Early Warning System (EWS) disseminated timely (Yes/No, Custom)**

	Baseline	Actual (Previous)	Actual (Current)	End Target
Value	N	N	N	Y
Date	18-Mar-2014	22-Jun-2017	21-Dec-2017	31-Dec-2019

**▲ KEN - no (date:2013) (Yes/No, Custom Breakdown)**

	Baseline	Actual (Previous)	Actual (Current)	End Target
Value	N	N	N	Y
Date	18-Mar-2014	22-Jun-2017	21-Dec-2017	31-Dec-2019


**▲ UGA - no (date:2013) (Yes/No, Custom Breakdown)**

	Baseline	Actual (Previous)	Actual (Current)	End Target
Value	N	N	N	Y
Date	18-Mar-2014	22-Jun-2017	21-Dec-2017	31-Dec-2019

**▲ ETH - 0 (Yes/No, Custom Breakdown)**

	Baseline	Actual (Previous)	Actual (Current)	End Target
Value	N	--	--	Y
Date	21-Oct-2014	--	--	31-Dec-2019

**▶ DRM policies from the participating countries harmonized and mainstreamed (Yes/No, Custom)**

	Baseline	Actual (Previous)	Actual (Current)	End Target
Value	N	N	N	Y
Date	18-Mar-2014	22-Jun-2017	21-Dec-2017	31-Dec-2019

**▲ KEN - no (date:2013) (Yes/No, Custom Breakdown)**

	Baseline	Actual (Previous)	Actual (Current)	End Target
Value	N	N	N	Y
Date	18-Mar-2014	22-Jun-2017	21-Dec-2017	31-Dec-2019


**▲ UGA - no (date:2013) (Yes/No, Custom Breakdown)**

	Baseline	Actual (Previous)	Actual (Current)	End Target
Value	N	N	N	Y
Date	18-Mar-2014	22-Jun-2017	21-Dec-2017	31-Dec-2019

**▲ ETH - No (Yes/No, Custom Breakdown)**

	Baseline	Actual (Previous)	Actual (Current)	End Target
Value	N	--	--	Y
Date	21-Oct-2014	--	--	31-Dec-2019

**▶ Contingency plans in place in the participating countries and IGAD (Number, Custom)**

	Baseline	Actual (Previous)	Actual (Current)	End Target
Value	0.00	0.00	0.00	0.00
Date	18-Mar-2014	22-Jun-2017	21-Dec-2017	31-Dec-2019

**▲ KEN - 0 (date: 2013) (Number, Custom Breakdown)**

	Baseline	Actual (Previous)	Actual (Current)	End Target
Value	0.00	0.00	0.00	15.00
Date	18-Mar-2014	22-Jun-2017	21-Dec-2017	31-Dec-2019



#### ▲ UGA - 0 (date: 2013) (Number, Custom Breakdown)

	Baseline	Actual (Previous)	Actual (Current)	End Target
Value	0.00	0.00	0.00	1.00
Date	21-Oct-2014	22-Jun-2017	21-Dec-2017	31-Dec-2019

#### ▲ ETH - No (Number, Custom Breakdown)

	Baseline	Actual (Previous)	Actual (Current)	End Target
Value	0.00	--	--	5.00
Date	21-Oct-2014	--	--	31-Dec-2019



#### ► Impact on IT/ITES Sector of World Bank Technical Assistance (composite score: 1 # low impact to 5 # high impact) (Number, Custom)

	Baseline	Actual (Previous)	Actual (Current)	End Target
Value	1.00	1.00	1.00	5.00
Date	18-Mar-2014	22-Jun-2017	21-Dec-2017	31-Dec-2019

#### Overall Comments

### Data on Financial Performance

#### Disbursements (by loan)

Project	Loan/Credit/TF	Status	Currency	Original	Revised	Cancelled	Disbursed	Undisbursed	Disbursed
P129408	IDA-53850	Effective	USD	40.00	40.00	0.00	10.92	25.80	 30%
P129408	IDA-53880	Effective	USD	77.00	77.00	0.00	22.15	48.45	 31%

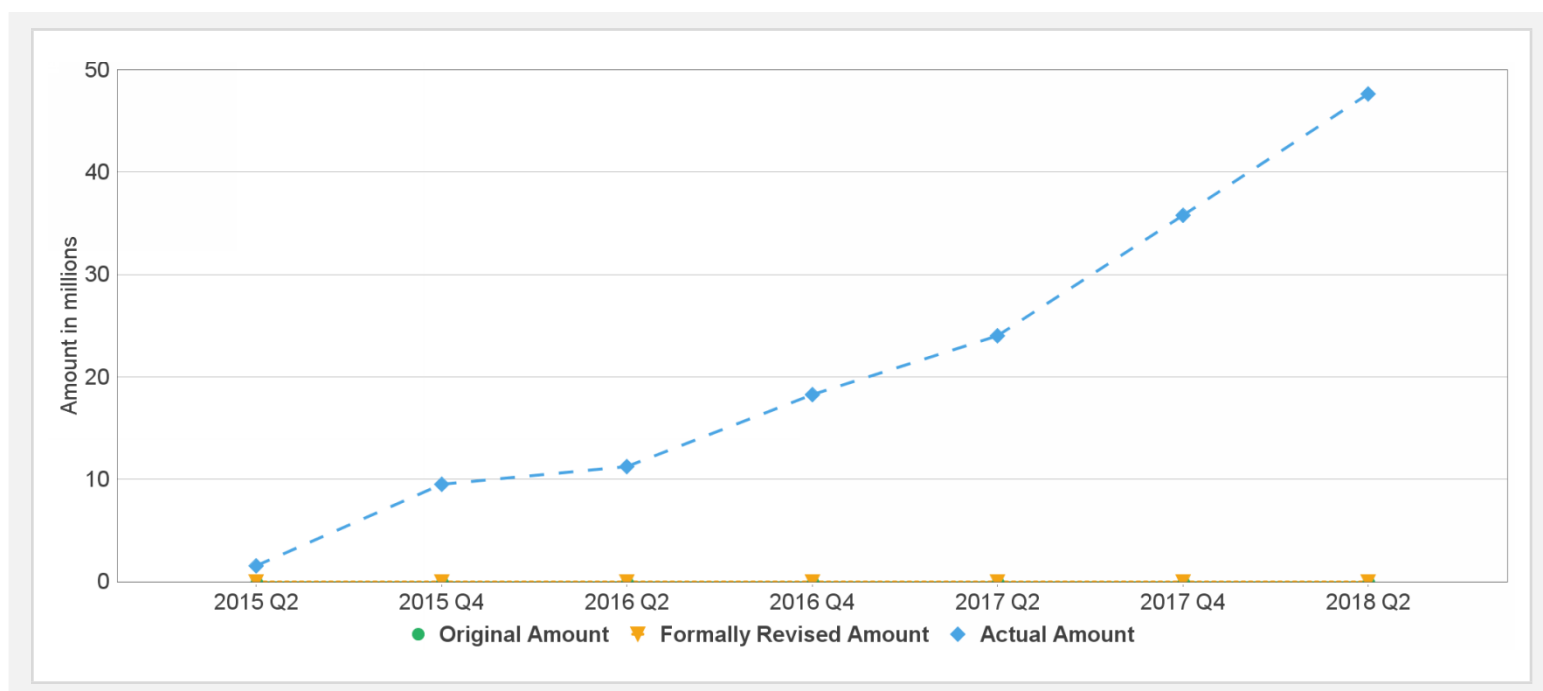


P129408	IDA-55450	Effective	USD	75.00	75.00	0.00	12.03	56.34	<div style="width: 18%; background-color: green; height: 10px;"></div>	18%
P129408	IDA-H9190	Effective	USD	5.00	5.00	0.00	2.54	2.07	<div style="width: 55%; background-color: green; height: 10px;"></div>	55%

### Key Dates (by loan)

Project	Loan/Credit/TF	Status	Approval Date	Signing Date	Effectiveness Date	Orig. Closing Date	Rev. Closing Date
P129408	IDA-53850	Effective	18-Mar-2014	10-Jul-2015	03-Nov-2015	31-Dec-2019	31-Dec-2019
P129408	IDA-53880	Effective	18-Mar-2014	19-May-2014	15-Dec-2014	31-Dec-2019	31-Dec-2019
P129408	IDA-55450	Effective	21-Oct-2014	28-Nov-2014	12-Feb-2015	31-Dec-2019	31-Dec-2019
P129408	IDA-H9190	Effective	18-Mar-2014	06-Jun-2014	24-Dec-2014	31-Dec-2019	31-Dec-2019

### Cumulative Disbursements



### Restructuring History

There has been no restructuring to date.

### Related Project(s)



P150006-AFCC2/RI-Regional Pastoral Livelihoods Resilience

---