

51212

# THE STATE AND PEACE-BUILDING FUND

addressing the unique challenges of fragility and conflict

ANNUAL REPORT FY 09—MONTHLY REPORT JUNE 2009



Public Disclosure Authorized

Public Disclosure Authorized

Public Disclosure Authorized

Public Disclosure Authorized



## CONTENTS

1	INTRODUCTION TO THE STATE AND PEACE-BUILDING FUND	2
2	MONTHLY ACTIVITY SUMMARY	4
3	SELECTED PROJECT HIGHLIGHTS	7
4	FINANCIAL SUMMARY FY09	10
5	ACTIVE PORTFOLIO AND PIPELINE BREAKDOWN	15
6	PERFORMANCE, AUDIT, AND REPORT MONITORING	21

## TABLES

TABLE 1	New Project Approvals in June 2009	4
TABLE 2	Additional Financing Approvals in June 2009	5
TABLE 3	Project Extensions Cleared by OPCFC in June 2009	5
TABLE 4	Concept Note Submissions Endorsed for Proposal Preparation	5
TABLE 5	SPF, LICUS, and PCF Balance Summary— as of June 30, 2009	11
TABLE 6	SPF Donor Contributions— cumulative as of June 30, 2009	12
TABLE 7	Disbursement Breakdown by Region —PCF and LICUS only FY09 Cumulative	13
TABLE 8	Disbursement Breakdown by Country—PCF, LICUS, and SPF - FY09 only	14
TABLE 9	Project Pipeline as of June 30, 2009	16
TABLE 10	Portfolio Breakdown by Region including Pipeline: SPF, PCF, and LICUS Combined— as of June 30, 2009	18
TABLE 11	Portfolio Breakdown by SPF Category including Pipeline - as of June 30, 2009	20
TABLE 12	Completion Reports Due for Projects that Closed During FY09	23

## CHARTS

CHART 1	Month-by-month Balance Summary FY09 (US\$ millions)	12
CHART 2	Disbursements by Recipient Type—PCF, LICUS, and SPF FY09 Only	13
CHART 3	Pipeline Breakdown and Portfolio Projections by Country— Remaining Balances	19
CHART 4	Active, Approved (pending activation) and Pipeline Projects	22

## ANNEX

ANNEX 1	All Active and Approved (pending activation) PCF, LICUS, and SPF Projects	23
---------	---	----

## 1: INTRODUCTION TO THE STATE AND PEACE-BUILDING FUND

The State and Peace-building Fund (SPF) was established in 2008 as a World Bank-administered, multi-donor trust fund to support efforts to improve governance and institutional performance in countries emerging from, in, or at risk of sliding into crisis and arrears, and the reconstruction and development of countries prone to, in, or emerging from conflict. The Fund strives to contribute to harmonized multi-donor approaches to such efforts and to capture and disseminate the lessons of its activities to promote a better understanding of fragility and conflict dynamics and of effective strategic and operational approaches to engagement in fragile and conflict-affected situations.

## 2: MONTHLY ACTIVITY SUMMARY

## A: APPROVALS/CLEARANCES

- Four projects were approved in June. A grant of US\$4.0 million for the Agricultural Inputs Project for Zimbabwe was approved at an SPF Committee meeting on June 25, 2009 and subsequently increased by US\$0.9 million in July 2009 upon Committee approval in the absence of objection.
- The Safe and Reliable Public Electricity Project in CAR will provide complementary funding to a US\$8 million grant from IDA.

TABLE 1: NEW PROJECT APPROVALS IN JUNE 2009

COUNTRY	PROJECT TITLE	TRUST FUND	AMOUNT (US\$ millions)	DEVELOPMENT OBJECTIVE
CENTRAL AFRICAN REPUBLIC (CAR)	Safe and Reliable Public Electricity Project	SPF	2.5	Improve the safety and reliability of the power supply and ensure sustainable operation of the power utility through internal reform.
DEMOCRATIC REPUBLIC OF CONGO (DRC)	Labor-Intensive Works in the Katanga Province	PCF	5.0	Reduce the risk of social unrest in the Katanga Province by increasing employment and economic opportunities through infrastructure maintenance projects.
LIBERIA	Rehabilitation and Reform of Land Rights Registration and Related Matters	SPF	2.989	Improve land tenure security through specific land law reforms and the restoration of the land administration system.
ZIMBABWE	Agricultural Inputs Project	SPF	4.9	Improve rural livelihoods and increase food security through the provision of sustainable agricultural inputs.

A detailed profile of each project can be found in the State and Peace-building Grant

Database at the following link: [http://info.worldbank.org/etools/fragilityandconflict/database\\_external.asp](http://info.worldbank.org/etools/fragilityandconflict/database_external.asp)

TABLE 2. ADDITIONAL FINANCING APPROVALS IN JUNE 2009

COUNTRY	PROJECT TITLE	TRUST FUND	AMOUNT REQUESTED/ REVISED PROJECT AMOUNT (US\$ MILLIONS)	PURPOSE
SOMALIA	Community-driven Recovery and Development (CDRD)	LICUS	1.4/ 3.063	Extend geographic coverage to include the south-central region and to install videoconferencing facilities in the three regional capitals to allow enhanced communications and capacity building.

TABLE 3: PROJECT EXTENSIONS CLEARED BY OPCFC IN JUNE 2009

COUNTRY	TF NO./ TF SOURCE	PROJECT TITLE	PROJECT LIFE (MTHS)	NO. OF EXTS.	ORIGINAL CLOSING DATE	NEW CLOSING DATE
BURUNDI	TF057953 (LICUS)	Governance and Leadership Capacity Development Program	30	2	Jan 15, 2009	June 30, 2010
LIBERIA	TF090873 (LICUS)	Civil Service Reform Program (CSRP)	22	1	June 30, 2009	December 31, 2009
COTE D'IVOIRE	TF091646 (PCF)	Protection from Gender-Based Violence in Côte d'Ivoire	15	1	June 30, 2009	November 31, 2009
THAILAND	TF090968 (PCF)	Piloting Community Approaches in Conflict Situations	21	2	October 14, 2008	September 30, 2009
LEBANON	TF091513 (PCF)	Nahr al-Barid Post-Conflict Emergency Grant	18	2	December 31, 2008	December 31, 2010
TAJKISTAN	TF090468 (PCF)	Youth Social and Economic Opportunity Grant	23	1	June 30, 2009	June 30, 2011

TABLE 4: CONCEPT NOTE SUBMISSIONS ENDORSED FOR PROPOSAL PREPARATION

COUNTRY	PROJECT TITLE	AMOUNT (US\$ MILLIONS)	PURPOSE
SUDAN	Peace-building for Development in the Three Areas and Darfur States	4	To advance implementation of the Comprehensive Peace Agreement (CPA) by addressing disparities between the Three Areas (Abyei, Blue Nile, and South Kordofan), Darfur, and the national average, and significant internal disparities between the more and less war-affected areas. This two-phase proposal includes separate components for peace-building/governance, agriculture, water supply, and diversification of livelihood opportunities.

**B: NEW DONOR CONTRIBUTIONS**

- In May 2009, the Australian Agency for International Development (AusAID) signed an SPF Administration Agreement. In June 2009, a contribution of 2 million Australian Dollars (US\$1.6 million) was received.

**C: OTHER SECRETARIAT ACTIVITIES**

- **Submission of SPF Progress Report to the Board.** The SPF Secretariat prepared and sent to the Board a progress report on the implementation of the trust fund in its first year of operation. Whereas the SPF is managed integrally with the Post Conflict Fund (PCF) and the LICUS Implementation Trust Fund (LICUS TF) until the latter two funds are closed, the report covered the activities of all three funds. For a full copy of the paper access:  
[http://siteresources.worldbank.org/INTOPCS/Resources/380831-1179760814022/3798730-1243529198321/SPF\\_Progress\\_Report\\_May\\_2009.pdf](http://siteresources.worldbank.org/INTOPCS/Resources/380831-1179760814022/3798730-1243529198321/SPF_Progress_Report_May_2009.pdf)
- **Informal Consultation with Task Managers on SPF Procedures.** The Director of OPCFC chaired an informal discussion with several task managers of PCF/LICUS/SPF grants to solicit feedback on the procedures for SPF operations established approximately one year ago when the Fund was approved by the Board. The topics of most interest were: country allocations, quality of proposals, speed and flexibility of the trust fund, project disbursement arrangements and the implementation of projects. A brief note was prepared including a summary of topics discussed and follow-up actions to be taken by the SPF Secretariat.

### 3: SELECTED PROJECT HIGHLIGHTS

The following highlights of active and recently closed projects have been extracted from progress reports, completion reports, and/or evaluations recently submitted by task managers. The purpose of including such abstracts in this report is to provide SPF stakeholders with concrete and notable examples of activities financed by the trust funds.

#### IRAQ: CONSULTATIVE SERVICES DELIVERY INITIATIVE

Grant Amount: US\$1.050 million

Implemented by: ACDI/VOCA

Trust Fund No.: TF090973

Funding Source: PCF

Activated: December 4, 2007

Closed: June 30, 2009

#### OBJECTIVE/S

To improve knowledge on how to support a sustainable community consultative decision-making process for resource allocation and tangible service delivery improvements; and to increase readiness on the part of the Kurdistan Regional Government (KRG) to respond to the need for a longer-term, ultimately sustainable, process of consultative community development that includes government representatives and ordinary citizens.

#### PROJECT HIGHLIGHTS/RESULTS

- Increased capacity and frequency of interaction of program communities with local, provincial, and regional government representatives.
- Communities and local governments have shared in the cost of community projects that have been successfully completed and transferred to public agencies for maintenance and management.
- Nineteen projects, ranging from the provision of computers and other equipment to schools and hospitals to providing communities with power through the purchase of generators, have allowed residents in project communities to actually see improvements in basic services.

**COTE D'IVOIRE: POST-CONFLICT RECOVERY PLANNING AND TECHNICAL ASSISTANCE, AND ECONOMIC GOVERNANCE REFORMS**

Grant Amount:	US\$1.5 million
Implemented by:	World Bank-executed
Trust Fund No.:	TF056705
Funding Source:	LICUS
Activated:	June 26, 2006
Closed:	December 31, 2008

**OBJECTIVE/S**

To support the government's post-conflict recovery planning process and its economic governance reforms, assist in building its local capacity in policy planning and development; and improve its management of natural resources and fiscal revenue flows, all through the provision of technical advisory services and training.

**PROJECT HIGHLIGHTS/RESULTS**

A Youth Opportunity Study was recently completed, providing insights on prospects of youth employment in the country. The study recommended a three-tier approach to increasing young people's capacity to find employment: vocational training and apprenticeship programs; financial and technical assistance by agricultural producers and their cooperatives; and entrepreneurship development, including business trainings and assistance in establishing micro and small enterprises. The study identified and recommended several areas with potentially significant demand for the employment of young people:

- the construction industry
- agriculture: natural rubber and cashew nuts production
- waste management.

The study identified areas that have the potential to provide young people with jobs in the short term or present them with an opportunity for establishing their own businesses in these areas.



**NEWS STORIES RECENTLY ADDED TO THE STATE AND PEACE-BUILDING GRANT DATABASE**

- Young People Take The Lead as Agents of Peace And Change (North Caucasus, Russia)
- A Study of Newspapers In Indonesia Provides Important Insights on Violent Conflict

**RESULTS/LESSONS LEARNED RECENTLY ADDED TO THE STATE AND PEACE-BUILDING GRANT DATABASE**

- Iraq Consultative Service Delivery Initiative
- Sri Lanka Institutional Partnership Model for Government, Private Sector and Village Communities for Leveraging Social Capital for Economic Empowerment of Village Companies
- Georgia Self Reliance Fund for Internally Displaced Persons
- Somalia Capacity Building for Somali Planners

To read these and other news, results, and lessons learned stories about PCF, LICUS or SPF projects, access the State and Peace-building Grant Database at:

[http://info.worldbank.org/etools/fragilityandconflict/list\\_external.asp](http://info.worldbank.org/etools/fragilityandconflict/list_external.asp)

## 4: FINANCIAL SUMMARY

### A: END-FY09 BALANCE SUMMARY

The balance summary below is taken from Table 5, on page 11 of this report:

- The Total Balance Available for New Commitments is the final, ending balance under each trust fund for FY09. These amounts will be carried over to FY10 (July 2009 – June 2010), and will be available for the approval of new projects.
- While an initial US\$5.2 million was deposited in a separate trust fund account for SPF Secretariat costs for an estimated three-year period (first three years of operation), only US\$.7 million was spent in FY09. If these funds were spent evenly over this 3-year period, approximately US\$1.7 million would be spent each year. While lower spending was projected for FY09, particularly on Secretariat-funded monitoring and evaluation, savings were also partly derived from gaps left by Secretariat staffing changes that will be addressed in FY10.
- The low disbursement ratio of 1% for SPF grants is primarily explained by a push to commit a significant LICUS TF remaining balance in early FY09, as well as the time required to move a large set of new projects from concept to approval. Following a round of concept approvals in August 2008, the first project proposal was not approved until November 25, 2008.
- More than 50% of the US\$40.4 million approved in FY09 (US\$23 million) took place in the three month period from November 25, 2008 to March 3, 2009. Whereas disbursement from this first round of approved projects began in May 2009, a substantial increase in the rate of disbursement is expected in the first and second quarters of FY10.
- More than 25% of SPF funds (US\$10.3 million) was approved in June 2009 and would, therefore, not be expected to begin disbursing until the second and third quarters of FY10.
- In June 2009, the second of three installments of US\$33.3 million (US\$100 million over three years) was approved by the Board as part of the Bank's FY10 Administrative Budget. It is expected that these funds would be deposited into the SPF account by the end of August 2009.

<b>TABLE 5: SPF, LICUS, AND PCF BALANCE SUMMARY—AS OF JUNE 20, 2009</b>				
	<b>PCF</b>	<b>LICUS</b>	<b>SPF</b>	<b>TOTAL</b>
<b>SOURCES OF FUNDS</b>				
Beginning Balance FY09 (July 1, 2008)	25.2	38.1	-	63.3
FY09 World Bank Contributions	-	-	33.3	33.3
FY09 Donors	-	-	18.9	18.9
FY09 Investment Income	0.8	1.4	1.2	3.4
<b>SUBTOTAL SOURCES OF FUNDS</b>	<b>26.0</b>	<b>39.5</b>	<b>53.4</b>	<b>118.9</b>
<b>DISBURSEMENTS (CUMULATIVE FY09)</b>				
Disbursements (projects)	(7.4)	(15.4)	(0.7)	(23.5)
Disbursement adjustments	0.01	0.2	-	0.21
World Bank Fees	-	-	(0.4)	(0.4)
Management, KM and Quality Assurance	-	-	(0.7)	(0.7)
<b>SUBTOTAL DISBURSEMENTS</b>	<b>(7.4)</b>	<b>(15.2)</b>	<b>(1.8)</b>	<b>(24.4)</b>
<i>Disbursement Ratio (FY09, as of June 30, 2009)<sup>1</sup></i>	28%	38%	1%	19%
<b>TOTAL FUND BALANCE</b>	<b>18.7</b>	<b>24.3</b>	<b>51.6</b>	<b>94.6</b>
<b>PROJECT COMMITMENTS (REMAINING BALANCES)</b>				
Africa	(6.5)	(21.1)	(25.4)	(53.0)
East Asia and the Pacific	(0.9)	(1.1)	(2.4)	(4.4)
Europe and Central Asia	(5.2)	-	(2.2)	(7.4)
Global	-	(0.5)	-	(0.5)
Latin America and the Caribbean	-	(0.5)	(10.0)	(10.5)
Middle East and North Africa	(4.1)	-	(0.3)	(4.4)
South Asia	(0.7)	-	-	(0.7)
<b>SUBTOTAL PROJECT COMMITMENTS</b>	<b>(17.4)</b>	<b>(23.2)</b>	<b>(40.4)</b>	<b>(80.9)</b>
<b>PROGRAM MGT. COMMITMENTS</b>				
Management and Quality Control	-	-	(4.5)	(4.5)
K&M	-	-	-	-
<b>SUBTOTAL PROG. MGT. COMMITMENTS</b>	<b>-</b>	<b>-</b>	<b>(4.5)</b>	<b>(4.5)</b>
<b>TOTAL BALANCE AVAILABLE FOR NEW COMMITMENTS<sup>3</sup></b>	<b>1.3</b>	<b>1.1</b>	<b>6.7</b>	<b>9.2</b>

<sup>1</sup> This is the total sources of funds available divided by the total disbursements to projects during FY09.

<sup>2</sup> Only US\$5.2 million of the total US\$8.3 million budgeted for SPF Secretariat operations (FY09-FY15) has been placed in a separate trust fund account. These funds are to be used for program management, knowledge management, and quality control. The remaining US\$3.1 million will only be utilized, if, and when, the US\$5.2 million has been nearly exhausted.

<sup>3</sup> The Total Balance Available for New Commitments is calculated as the Total Fund Balance minus total Project and Program Management Commitments.

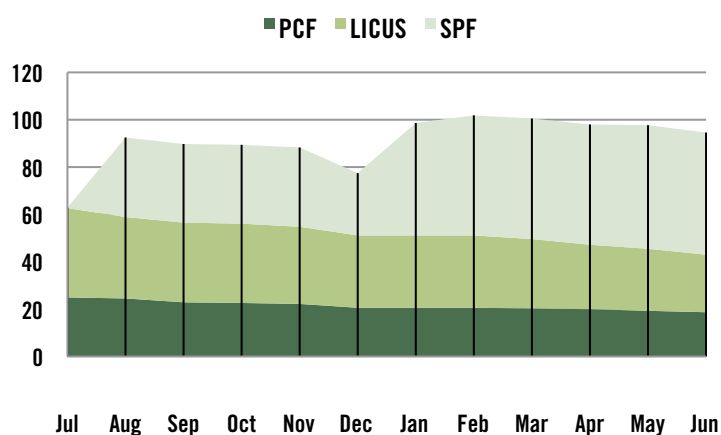
CHART 1: MONTH-BY-MONTH BALANCE SUMMARY FY09 (US\$ millions)<sup>4</sup>

TABLE 6: SPF DONOR CONTRIBUTIONS—CUMULATIVE AS OF JUNE 30, 2009

DONOR	MONTH/YEAR OF CONTRIBUTION	CONTRIBUTION RECEIVED IN US\$ Millions
The World Bank	August 2008	33.3
Netherlands	December 2008	14.1
Norway	March 2009	3.3
AusAid	May 2009	1.6
<b>TOTAL CONTRIBUTIONS</b>		<b>52.3</b>

<sup>4</sup> The drop in SPF balance from November to December is explained by the transfer of US\$5.2 million from the main disbursing trust fund account to a separate administrative account for SPF Secretariat costs.

CHART 2: DISBURSEMENTS BY RECIPIENT TYPE—PCF, LICUS AND SPF FY09 ONLY

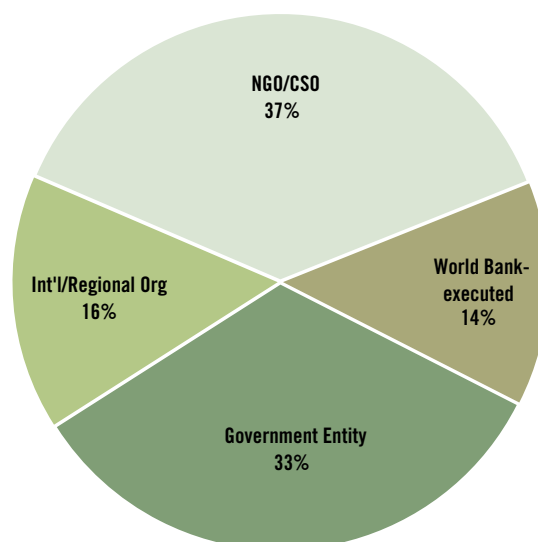


TABLE 7: DISBURSEMENT BREAKDOWN BY REGION—PCF AND LICUS ONLY FY09 CUMULATIVE

REGION	PROPORTION OF TOTAL PCF AND LICUS TF FUNDS DISBURSED <sup>5</sup>	UNDISBURSED BALANCE OF ACTIVE AND APPROVED PROJECTS (as of June 30, 2009) <sup>6</sup>
Africa	69%	66%
East Asia and the Pacific	5%	5%
Europe and Central Asia	6%	9%
Latin America and the Caribbean	5%	13%
Middle East and North Africa	13%	4%
South Asia	1%	1%
Global	0.4%	2%

<sup>5</sup> The proportion of total funds disbursed is the total disbursed by region divided by the combined total disbursed from PCF and LICUS (US\$22.8).

<sup>6</sup> The proportion of the Undisbursed Balance of Active and Approved Projects by Region represents each Region's proportion of the overall SPF, PCF, and LICUS portfolio. This offers a comparison in assessing whether Regions are disbursing funds at a scale that is comparable to their proportion of the overall portfolio.

**TABLE 8: DISBURSEMENT BREAKDOWN BY REGION  
PCF, LICUS AND SPF—FY09 ONLY**

<b>COUNTRY</b>	<b>PROPORTION OF REGIONAL DISBURSEMENTS<sup>7</sup></b>
<b>AFRICA</b>	
Burundi	1%
Central African Republic	12%
Comoros	-
Cote d'Ivoire	24%
Democratic Republic of Congo	7%
Guinea Bissau	2%
Liberia	18%
Nigeria	1%
Somalia	6%
Sudan	0.4%
Togo	25%
Uganda	3%
Zimbabwe	0.04%
<b>EAST ASIA AND THE PACIFIC</b>	
Cambodia	32%
Indonesia	34%
Philippines	26%
Thailand (South)	9%
East Timor	-
<b>EUROPE AND CENTRAL ASIA</b>	
Kosovo	65%
Russia/ N. Caucasus	35%
Tajikistan	-
<b>GLOBAL</b>	
GDN Moving Out of Poverty	100%
<b>LATIN AMERICA AND THE CARIBBEAN</b>	
Haiti	100%
<b>MIDDLE EAST AND NORTH AFRICA</b>	
Iraq	43%
Lebanon/Jordan	36%
West Bank-Gaza	20%
<b>SOUTH ASIA</b>	
Afghanistan	30%
Sri Lanka	70%

<sup>7</sup> The proportion of Regional disbursements is the total disbursed by country divided by the total disbursed by Region. The total of all country percentages for each Region is equal to 100%.

## 5: ACTIVE PORTFOLIO AND PIPELINE BREAKDOWN

### A: FY09 APPROVALS TO-DATE (SPF, LICUS, PCF)—see Annex 1 for a list of all projects approved during FY09

#### SPF

During its first year of operation, 17 projects totaling US\$41.1 million were approved for SPF funding. Sixty-two percent of these funds (comprising 11 projects) were approved for projects in the Africa Region, with an average project size of US\$2 million. This represents a significant increase in average grant size from the FY08 average of US\$1.3 million for the 13 projects approved for funding from the LICUS TF.

#### PCF AND LICUS

Only one, large (US\$5 million), but quick disbursing project for labor-intensive works in the Democratic Republic of Congo was approved for use of the PCF. The LICUS Trust Fund began FY09 with a larger balance, and was therefore more active. Nine projects were approved totaling US\$12.2 million.

A detailed profile on each approved project can be found in the PCF/LICUS/SPF online grant database at the following link:

[http://info.worldbank.org/etools/fragilityandconflict/database\\_external.asp](http://info.worldbank.org/etools/fragilityandconflict/database_external.asp)

### B: PROJECT PIPELINE

**For Groups 1-3 in Table 9** (on the following page), the amounts indicated have been endorsed by the SPF Secretariat for full proposal preparation and are therefore not available for new commitments. This is not a guarantee of approval, but rather a financial planning tool for the Secretariat.

**Groups 4-6** on page 17 represent project concepts at various states of discussion/elaboration. These concepts have not yet been endorsed for project preparation and are therefore not counted as part of the pipeline. In some cases, funding amounts have been specified, but these amounts have not been provided here to avoid confusion regarding access to funds. These amounts are, however, tracked by the SPF Secretariat in order to plan for the future use of available funds, and to project when additional donor contributions will be needed to meet anticipated demand.

TABLE 9: PROJECT PIPELINE AS OF JUNE 20, 2009				
		FY10 PIPELINE (US\$ MILLIONS)		
		PCF	LICUS	SPF
FY09 Ending available balance (carry-over to FY10)		1.3	1.1	6.7
FY10 Approved World Bank contribution				33.3
<b>TOTAL BALANCE AVAILABLE FOR FY10 PIPELINE</b>		<b>1.3</b>	<b>1.1</b>	<b>40.0</b>
COUNTRY	PROJECT TITLE	ALLOCATIONS BY TRUST FUND		
GROUP 1. COMMITTEE REVIEWED (PENDING APPROVAL OF REVISED PROPOSAL)				
----	----			
SUBTOTAL				
GROUP 2. PROPOSALS SUBMITTED FOR QUALITY REVIEW OR APPROVAL				
Global/Regional	Supporting a Sub-regional Response to Displaced Iraqis through Ta'leem - Phase 2 - Lebanon			(0.78)
Iraq	Consultative Service Delivery Program (Phase II)			(4.5)
Lebanon	Research on NABC Refugee Camp			(0.09)
Nepal	Capacity Building Program to Promote Demand for Good Governance			(3.0)
Somalia	Livestock Health and Export			(0.9)
Togo	Strengthening CSOs and Communications for Reforms			(0.83)
Togo	Private Sector Revitalization			(1.07)
SUBTOTAL				(11.17)
GROUP 3. PROPOSALS IN PREPARATION (CONCEPT ENDORSED BY SPF SECRETARIAT)				
DRC	Gender Based Violence			(2.2)
Côte d'Ivoire	Support to the Safeguard and Modernization of the Civil Registry—Additional Financing		(1.4)	
Papua New Guinea	Women for Peace			(2.0)
Somalia	Support for Vaccinations and Cold Storage			(0.5)
Somalia	Youth Rebuilding Project			(5.0)
Sudan	Peace-building for Development in the Three Areas and Darfur States			(4.0)
Global/Regional	ICTs in Post-Conflict Settings	(0.35)		
SUBTOTAL		(0.35)	(1.4)	(13.7)



TABLE 9: PROJECT PIPELINE AS OF JUNE 20, 2009 (continued)				
<b>GROUP 4. CONCEPT SUBMITTED (PENDING SPF SECRETARIAT CLEARANCE)</b>				
<b>Central African Republic</b>	Local governance			
<b>Comoros</b>	Ongoing services support			
<b>Haiti</b>	Leadership and Governance Project			
<b>Haiti</b>	Monitoring and Evaluation			
<b>CATEGORY 5. MULTIPLE PHASES (FUTURE PHASES NOTED IN APPROVED PROJECTS)</b>				
<b>Global/Regional</b>	Supporting a Sub-regional Response to Displaced Iraqis through Ta'leem—Phase 2—Jordan			
<b>Iraq</b>	Consultative Service Delivery Program (Phase III)			
<b>Somalia</b>	PSD Re-engagement—Phase 2			
<b>GROUP 6. CONCEPTS IN DISCUSSION/PREPARATION (NO FORMAL SUBMISSION)</b>				
<b>Global/Regional</b>	Sub national Aid Modalities in East and South Asia			
<b>Cote d'Ivoire</b>	Protection from Gender-Based Violence—Phase 2			
<b>Haiti</b>	Labor Intensive Works			
<b>Kosovo</b>	Social Inclusion and Local Economic Development Project			
<b>Philippines</b>	Encouraging More Resilient Communities in Conflict-affected Areas			
<b>Solomon Islands</b>	Mining Sector TA			
<b>Solomon Islands</b>	Rapid Employment Program			
<b>Zimbabwe</b>	Water and Sanitation			
<b>Zimbabwe</b>	Additional Zim-MDTF Seed Funds			
<b>TOTAL ALLOCATED PIPELINE</b>		<b>(0.35)</b>	<b>(1.4)</b>	<b>(24.9)</b>
<b>BALANCE REMAINING FOR NEW FY10 PROJECT COMMITMENTS</b>		<b>0.95</b>	<b>(0.3)</b>	<b>15.1</b>

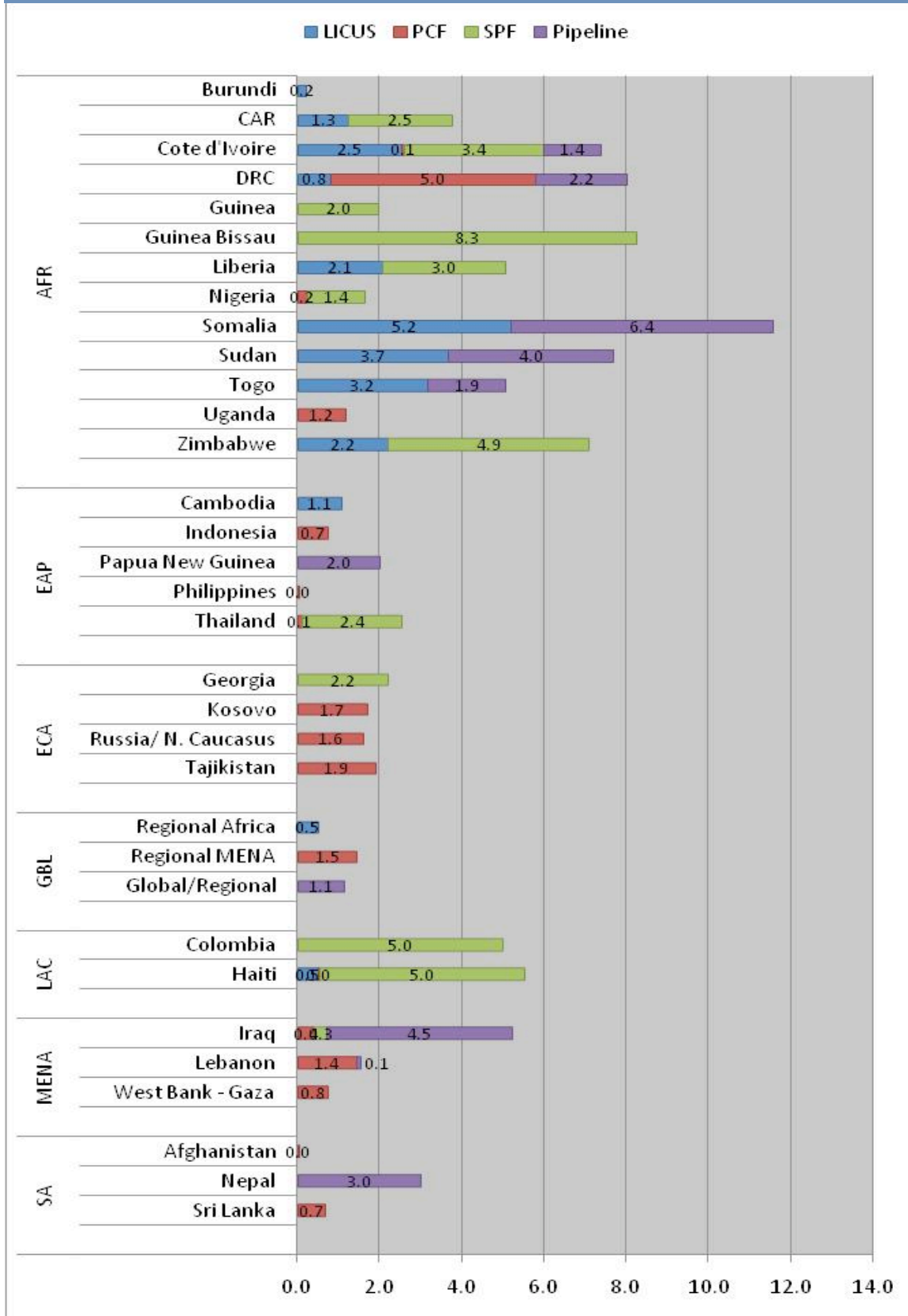
TABLE 10: PORTFOLIO BREAKDOWN BY REGION INCLUDING PIPELINE: SPF, PCF, AND LICUS COMBINED—  
AS OF JUNE 30, 2009

REGION	UNDISBURSED BALANCE OF ACTIVE AND APPROVED PROJECTS (US\$ millions)	UNDISBURSED BALANCE OF ACTIVE AND APPROVED PROJECTS (%)	PIPELINE ALLOCATION (US\$ millions)	PROJECTED PORTFOLIO: ACTIVE AND PENDING + PIPELINE (US\$ millions)	PROJECTED PORTFOLIO: ACTIVE AND PENDING + PIPELINE (%)
Africa	53.0	66%	15.9	68.9	64%
East Asia and the Pacific	4.4	5%	2.0	6.4	6%
Europe and Central Asia	7.4	9%	-	7.4	7%
Latin America and the Caribbean	10.5	13%	-	10.5	10%
Middle East and North Africa	2.9	4%	4.6	7.5	7%
South Asia	0.7	1%	3.0	3.7	3%
Global/Regional Projects	2.0	2%	1.1	3.1	3%
<b>TOTAL</b>	<b>80.9</b>	<b>100%</b>	<b>26.6</b>	<b>107.5</b>	<b>100%</b>

Note: In FY10, 21 of the 32 countries (65.6%) classified as fragile states are located in Africa.

**Chart 3 on the following page** includes undisbursed balances from projects that are active, approved, and pending activation, and as well as funds allocated in the project pipeline. Funding amounts identified as “pipeline” have not been approved, but are provided to illustrate the potential total combined PCF/LICUS/SPF funding that each country may have available to it if its pipeline proposals are approved.

CHART 3: PIPELINE BREAKDOWN AND PORTFOLIO PROJECTIONS BY COUNTRY—REMAINING BALANCES



To allow for the strategic allocation of funds across the priority countries identified in the Board paper that established the SPF, projects are classified according to three country categories as well as a Regional/global category that includes projects aimed at SPF's partnership and knowledge-sharing objectives.

TABLE 11: PORTFOLIO BREAKDOWN BY SPF CATEGORY, INCLUDING PIPELINE—AS OF JUNE 30, 2009					
SPF CATEGORY	ACTIVE AND APPROVED PROJECTS (US\$ millions)	ACTIVE AND APPROVED PROJECTS (%)	PIPELINE ALLOCATION (US\$ millions)	PROJECTED PORTFOLIO: ACTIVE AND PENDING + PIPELINE (US\$ millions)	PROJECTED PORTFOLIO: ACTIVE AND PENDING + PIPELINE (%)
Countries in Arrears	12.3	15.2%	10.4	22.7	21%
Fragile States	47.8	59.1%	5.5	53.3	50%
Conflict-affected Countries	18.9	23.3%	9.6	28.4	26%
Global/Regional projects	2.0	2.4%	1.1	3.1	3%
<b>TOTAL</b>	<b>80.9</b>	<b>100%</b>	<b>26.6</b>	<b>107.5</b>	<b>100%</b>

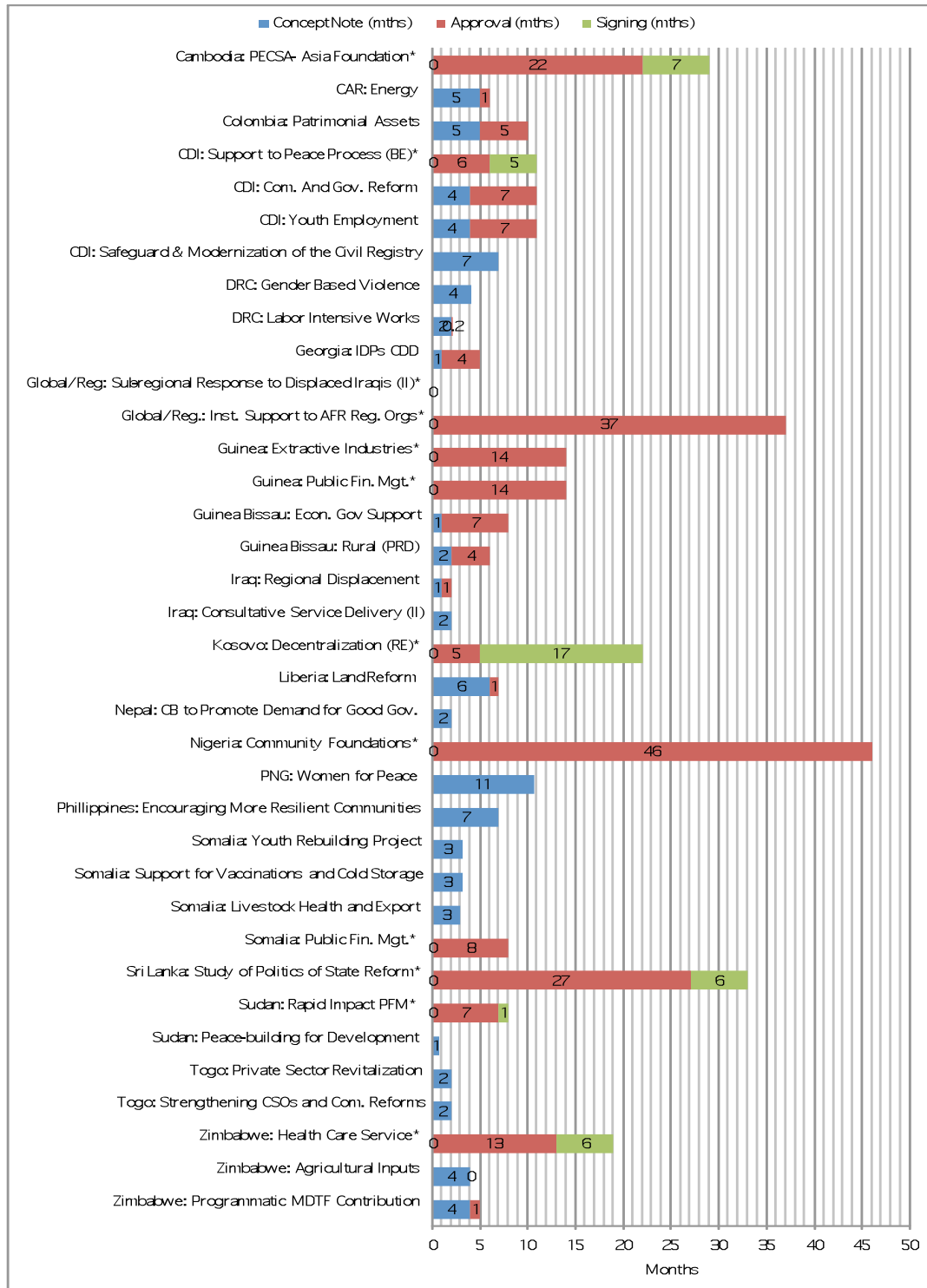
**6: PERFORMANCE, AUDIT AND REPORT MONITORING****A: PROCESSING AND IMPLEMENTATION START-UP TIMES—PROJECTS APPROVED IN FY09 ONLY**

Chart 4, on the following page, tracks the number of months between three critical milestones in the SPF project cycle.<sup>8</sup> These milestones are roughly comparable to the milestones used to track the performance of IDA/IBRD projects. Only projects for which a first disbursement has yet to be processed are tracked in this chart. Processing times for all SPF projects are tracked by the SPF Secretariat to calculate average times for all projects and to use these averages as benchmarks for project performance<sup>9</sup> (see Chart 4).

<sup>8</sup> The active PCF, LICUS, and SPF grants are currently being integrated into the World Bank's auditing system, ARCS. A more detailed report on overdue audits will be presented in this report in the coming months.

<sup>9</sup> In FY10 reports, the cumulative average processing times for all SPF projects, projects processed under OP 8.00, and regular IDA projects will be presented to compare performance. Cumulative averages will also be monitored to compare performance across Regions.

CHART 4: ACTIVE, APPROVED (PENDING ACTIVATION) AND PIPELINE PROJECTS<sup>10</sup>



<sup>10</sup> Projects with (\*) do not have Concept Notes as they were submitted for approval before this procedure was introduced on July 1, 2008. The Nigeria and Guinea projects were shifted from PCF or LICUS to the SPF, therefore the approval date is the original approval date under PCF or LICUS.

CHART 4: ACTIVE, APPROVED (PENDING ACTIVATION) AND PIPELINE PROJECTS<sup>10</sup>

COUNTRY	TRUST FUND	TF NO.	PROJECT TITLE	DUE DATE
IRAQ	PCF	TF057823	Country Social Analysis	9/30/2008
WORLD	PCF	TF057950	Policy Research and Dissemination Funding, Post-Conflict Transitions	3/31/2009
CENTRAL AFRICAN REPUBLIC (CAR)	LICUS	TF055912	Technical Assistance to Scale up Government Capacity for PRSP	3/31/2009
COMOROS	LICUS	TF057328	Leadership Seminar	3/31/2009
TIMOR-LESTE	LICUS	TF057507	Communication and Leadership Capacity for National Renewal	3/31/2009
TIMOR-LESTE	LICUS	TF090226	Communication and Leadership Capacity for National Renewal	9/30/2008
COTE D'IVOIRE	LICUS	TF056705	Post-conflict Recovery Planning and Technical Assistance	7/31/2009
LIBERIA	LICUS	TF056720	Support to LDRC and Communications Program	7/31/2009
GUINEA-BISSAU	LICUS	TF057204	Support to Economic Governance	7/31/2009
GUINEA-BISSAU	LICUS	TF057533	Support to Donor Harmonization	7/31/2009
GUINEA-BISSAU	LICUS	TF090913	Support to a Nat. Framework for Dialogue and Peace Building	7/31/2009
CENTRAL AFRICAN REPUBLIC (CAR)	LICUS	TF057454	CDD Social Sectors	7/31/2009
CENTRAL AFRICAN REPUBLIC (CAR)	LICUS	TF057458	Mining Sector Assessment	7/31/2009
LIBERIA	LICUS	TF056754	Public Procurement Reform	8/31/2009
AFGHANISTAN	PCF	TF091943	Risk Assessment of Schools/Clinics	9/30/2009
HAITI	PCF	TF057498	Port-au-Prince CDD Pilot	10/31/2009

**B: AUDITS DUE FOR CLOSED GRANTS**

Active PCF, LICUS and SPF grants are currently being integrated into the World Bank's auditing system, ARCS. In upcoming FY10 reports, a table similar to the Completion Report Table above will be provided in order to monitor overdue audits

<sup>11</sup> The submission of the completion report by the task manager also confirms submission of the final report by the recipient.

## ANNEX 1: ALL ACTIVE AND APPROVED (PENDING ACTIVATION) PCF, LICUS, AND SPF PROJECTS

FY APPROVED	SOURCE OF FUNDS	TF NUMBER	PROJECT TITLE	COUNTRY	PROJECT AMOUNT (US\$)	BALANCE REMAINING 6/30/09 (US\$)	PERCENTAGE DISBURSED	CLOSING DATE
09	SPF	TF094990	Safe and Reliable Public Electricity Project	Central African Republic	2,500,000	2,500,000	0%	NOT ACTIVE
09	SPF	TF094596	Protection of Patrimonial Assets (Phase Three)	Colombia	5,000,000	5,000,000	0%	NOT ACTIVE
09	SPF	TF094234	Support for Young Entrepreneurs and Urban Job Creation	Cote d'Ivoire	2,000,000	2,000,000	0%	NOT ACTIVE
09	SPF	TF095127	Strengthening communication and transparency for governance reform	Cote d'Ivoire	1,400,000	1,400,000	0%	NOT ACTIVE
09	SPF	TF094187	Internally Displaced People's Community Development Project	Georgia	2,209,400	2,209,400	0%	NOT ACTIVE
09	SPF	TBD	Strengthening Governance in Priority Areas of the Public Financial Management System	Guinea	1,265,750	1,265,750	0%	NOT ACTIVE
09	SPF	TBD	Improvement of Extractive Industries Management	Guinea	723,500	723,500	0%	NOT ACTIVE
09	SPF	TF093991	Support to National Health Development Plan: Second Phase	Guinea Bissau	2,041,500	1,513,836	26%	6/30/11
09	SPF	TF094188	Economic Governance Support	Guinea Bissau	1,740,000	1,740,000	0%	NOT ACTIVE
09	SPF	TF094746	Participatory Rural Development Grant (PRD)	Guinea Bissau	5,000,000	5,000,000	0%	NOT ACTIVE
09	SPF	TF093527	Rural Water and Sanitation	Haiti	5,000,000	5,000,000	0%	12/31/11
09	SPF	TF094866	Regional Perspectives on Iraqi Displacement	Iraq	321,304	321,304	0%	NOT ACTIVE
09	SPF	TF094864	Land Sector Reforms: Rehabilitation and Reform of Land Rights Registration and Related Matters	Liberia	2,989,000	2,989,000	0%	NOT ACTIVE



FY APPROVED	SOURCE OF FUNDS	TF NUMBER	PROJECT TITLE	COUNTRY	PROJECT AMOUNT (US\$)	BALANCE REMAINING 6/30/09 (US\$)	PERCENTAGE DISBURSED	CLOSING DATE
09	SPF	TF094481	Niger Delta Community Foundations Initiative	Nigeria	1,386,200	1,386,200	0%	NOT ACTIVE
09	SPF	TF093784	Piloting Community Approaches in Conflict Situation in Three Southernmost Provinces in Thailand (Phase Two) (Recipient-executed portion)	Thailand	2,000,000	1,850,000	8%	12/31/12
09	SPF	TF094106	Piloting Community Approaches in Conflict Situation in Three Southernmost Provinces in Thailand (Phase Two) (Bank-executed portion)	Thailand	600,000	590,599	2%	10/31/13
09	SPF	TBD	Agricultural Inputs Project	Zimbabwe	4,900,000	4,900,000	0%	NOT ACTIVE
09	PCF	TBD	Labor Intensive Works in the Katanga Province	Democratic Republic of Congo	5,000,000	5,000,000	0%	NOT ACTIVE
09	LICUS	TF093570	Support to Peace Process (Recipient-executed portion)	Cote d'Ivoire	349,500	-	100%	12/31/09
09	LICUS	TF094471	Support to Peace Process (Bank-executed portion)	Cote d'Ivoire	150,500	150,500	0%	6/30/10
09	LICUS	TF093687	Data Collection and Capacity Building for the Poverty Reduction Strategy (PRS)	Cote d'Ivoire	1,000,000	497,857	50%	12/31/09
09	LICUS	TF092803	Community Driven Recovery and Development (CDRD) Project (Bank-executed Portion)	Somalia	835,400	785,000	6%	7/31/10
09	LICUS	TF092802	Community Driven Recovery and Development (CDRD) Project (Recipient-executed Portion)	Somalia	3,063,000	2,219,167	28%	12/31/09
09	LICUS	TF093523	PSD Re-Engagement Program	Somalia	700,300	579,784	17%	6/30/10
09	LICUS	TF094672	Public Financial Management (PFM) Capacity Building for Somalia	Somalia	1,600,000	1,600,000	0%	
09	LICUS	TF094374	Rapid Impact PFM Project for Southern Sudan	Sudan	3,500,000	3,500,000	0%	6/30/10
09	LICUS	TBD	Zimbabwe Programmatic Multi-Donor Trust Fund	Zimbabwe	1,000,000	1,000,000	0%	NOT ACTIVE

FY APPROVED	SOURCE OF FUNDS	TF NUMBER	PROJECT TITLE	COUNTRY	PROJECT AMOUNT (US\$)	BALANCE REMAINING 6/30/09 (US\$)	PERCENTAGE DISBURSED	CLOSING DATE
08	PCF	TF091943	Risk Assessment of Community Managed vs. Public Managed Schools/Clinics in Afghanistan and Identification for Mitigatory Action	Afghanistan	123,582	7,697	94%	3/31/09
08	PCF	TF091646	Protection from Gender-Based Violence in Côte d'Ivoire	Cote d'Ivoire	732,759	64,229	91%	11/30/09
08	PCF	TF090973	Consultative Service Delivery Initiative	Iraq	1,050,000	65,403	94%	6/30/09
08	PCF	TF091130	Support for Kosovo Decentralization (Bank-executed portion)	Kosovo	1,160,950	733,072	37%	12/31/10
08	PCF	TF091136	Support for Kosovo Decentralization	Kosovo	350,000	350,000	0%	12/31/10
08	PCF	TF091513	Nahr al-Barid Post-Conflict Emergency Grant	Lebanon	2,025,000	1,338,378	34%	12/31/10
08	PCF	TF091491	Supporting a Sub-regional Response to Displaced Iraqis through Ta'leem	Lebanon/ Jordan	1,656,314	1,456,314	12%	6/30/10
08	PCF	TF090968	Piloting Community Approaches in Conflict Situation in Three Southernmost Provinces in Thailand (Phase I)	Thailand	378,952	106,805	72%	9/30/09
08	PCF	TF090994	Rapid Capacity Building for Design & Piloting of CDD Operations	West Bank - Gaza	250,000	24,781	90%	3/31/09
08	PCF	TF091611	Palestinian Facility for New Market Development	West Bank - Gaza	1,200,000	728,764	39%	4/30/11
08	LICUS	TF092591	Enhancing Governance and Economic Management Systems (EGEMAS II)	Central African Republic	2,000,000	993,574	50%	6/30/10

FY APPROVED	SOURCE OF FUNDS	TF NUMBER	PROJECT TITLE	COUNTRY	PROJECT AMOUNT (US\$)	BALANCE REMAINING 6/30/09 (US\$)	PERCENTAGE DISBURSED	CLOSING DATE
08	LICUS	TF090963	Support to Social Economic Reintegration of Demobilized Ex-combatants in the Provinces of North and South Kivu	Democratic Republic of Congo	1,975,200	803,518	59%	12/31/09
08	LICUS	TF091944	Martissant Lane 23 Rehabilitation	Haiti	903,000	503,000	44%	06/30/10
08	LICUS	TF091296	PRSP Support to Poverty Reduction Strategy Preparation	Liberia	722,675	185,514	74%	9/30/09
08	LICUS	TF091831	Capacity Building for Judicial Services Grant	Liberia	795,000	601,998	24%	2/28/10
08	LICUS	TF091657	Emergency Recovery and International Re-engagement	Togo	1,573,630	1,084,587	31%	12/31/09
08	LICUS	TF091353	Emergency Program for Poverty Reduction (EPPR) - Expansion Phase	Togo	445,400	94,205	79%	6/30/10
08	LICUS	TF092968	Emergency Program for Poverty Reduction (EPPR) - Expansion Phase - Sub Grant	Togo	318,200	260,465	18%	6/30/10
08	LICUS	TF092967	Emergency Program for Poverty Reduction (EPPR) - Expansion Phase - Sub Grant	Togo	318,200	184,761	42%	6/30/10
08	LICUS	TF092966	Emergency Program for Poverty Reduction (EPPR) - Expansion Phase - Sub Grant	Togo	318,200	185,994	42%	6/30/10
08	LICUS	TF091731	Avian Influenza Control and Human Pandemic Preparedness and Response Project	Togo	559,900	280,805	50%	6/30/09
08	LICUS	TF092322	Lome Infrastructure Rehabilitation and Maintenance Project	Togo	1,575,000	558,677	65%	9/30/09
08	LICUS	TF091798	Support to the Central Statistical Office for the Collection and Analysis of the 2007/08 Income, Consumption and Expenditure Survey (ICES)	Zimbabwe	200,000	193,858	3%	6/30/09

FY APPROVED	SOURCE OF FUNDS	TF NUMBER	PROJECT TITLE	COUNTRY	PROJECT AMOUNT (US\$)	BALANCE REMAINING 6/30/09 (US\$)	PERCENTAGE DISBURSED	CLOSING DATE
08	LICUS	TF091933	Strengthening Health Care Service Delivery Capacity, Monitoring and Evaluation, and Accountability in Mission Hospitals	Zimbabwe	1,000,000	1,000,000	0%	6/30/10
07	PCF	TF057498	Port-au-Prince Area Community Driven Development Pilot Project	Haiti	1,250,000	38,448	97%	4/30/09
07	PCF	TF090865	Supporting Post-Conflict Development in Indonesia	Indonesia	1,150,000	748,634	35%	6/30/10
07	PCF	TF090208	Emergency Assistance Programme for Primary Healthcare in the Southern Iraq	Iraq	630,248	342,486	46%	11/22/10
07	PCF	TF090251	Kosovo Education Participation Improvement Project II	Kosovo	704,000	40,842	94%	5/31/09
07	PCF	TF057367	Establishment of a Mechanism for National Reconstruction	Lebanon	1,025,000	103,088	90%	5/3/09
07	PCF	TF058229	Enabling Civil Society Organizations (CSOs) positively influence the process of negotiated settlement in Sri Lanka	Sri Lanka	249,587	160,848	36%	4/30/10
07	PCF	TF058230	The FCE Human Security Programme: Providing Early Warning and Implementing Rapid Response by Collecting Information on Local level Conflicts	Sri Lanka	133,900	67,818	49%	8/31/09
07	PCF	TF058233	Poverty and Conflict (PAC) Programme	Sri Lanka	65,050	35,050	46%	1/31/10
07	PCF	TF058303	Effective Safe and Sustainable Humanitarian Assistance and Development Cooperation of Agencies in Sri Lanka: Mainstreaming Conflict Sensitivity	Sri Lanka	247,626	81,173	67%	8/31/10

FY APPROVED	SOURCE OF FUNDS	TF NUMBER	PROJECT TITLE	COUNTRY	PROJECT AMOUNT (US\$)	BALANCE REMAINING 6/30/09 (US\$)	PERCENTAGE DISBURSED	CLOSING DATE
07	PCF	TF090122	Community Peace Councils/Deshodaya Forums for Sri Lanka	Sri Lanka	230,113	177,144	23%	1/31/11
07	PCF	TF058231	Study of Politics of State Reform	Sri Lanka	153,770	153,770	0%	2/23/11
07	PCF	TF090468	Youth Social and Economic Opportunity Grant	Tajikistan	2,102,540	1,902,540	10%	6/30/11
07	PCF	TF091665	Technical Support to the National Plan for Peace Recovery and Development Plan (PRDP) in N Uganda	Uganda	1,656,900	1,161,900	30%	6/30/10
07	LICUS	TF057953	Burundi Governance and Leadership Capacity Development Program	Burundi	637,800	219,120	66%	6/30/10
07	LICUS	TF058304	Program to Enhance Capacity in Social Accountability (PECSA)	Cambodia	1,416,341	497,130	65%	12/31/09
07	LICUS	TF092718	PECSA: Sub-grant Asia Foundation	Cambodia	578,659	578,659	0%	12/31/09
07	LICUS	TF057455	Enhancing Governance and Economic Management Systems (EGEMAS)	Central African Republic	2,773,700	17,889	99%	12/31/08
07	LICUS	TF057457	CDD LICUS II Social Sectors- COOPI	Central African Republic	2,704,300	-	100%	6/23/09
07	LICUS	TF057458	Mining Sector Assessment	Central African Republic	450,000	22,536	95%	12/31/08
07	LICUS	TF093117	Supporting Stabilization Through Improved Accountability: Security Sector	Central African Republic	171,500	114,663	33%	9/30/09
07	LICUS	TF093178	Supporting Stabilization Through Improved Accountability: Rural Areas	Central African Republic	228,375	108,375	53%	12/31/09
07	LICUS	TF090913	Support to a National Framework for Dialogue and Peace Building	Guinea Bissau	299,500	4	100%	12/31/08

FY APPROVED	SOURCE OF FUNDS	TF NUMBER	PROJECT TITLE	COUNTRY	PROJECT AMOUNT (US\$)	BALANCE REMAINING 6/30/09 (US\$)	PERCENTAGE DISBURSED	CLOSING DATE
06	PCF	TF057685	Niger Delta Community Foundations Initiative	Nigeria	413,800	246,886	40%	6/30/10
06	PCF	TF055770	Mindanao Reconstruction and Development Fund (MRDF)	Philippines	120,000	29,922	75%	12/31/10
06	PCF	TF056041	Mindanao Reconstruction and Development Fund (MRDF)	Philippines	1,405,000	-	100%	2/28/09
06	PCF	TF090503	North Caucasus Youth Empowerment and Security Grant	Russia/ North Caucasus	2,121,735	1,621,735	24%	4/30/11
06	LICUS	TBD	Institutional Support to African Regional Organizations on Programming in Fragile and Conflict-Affected States	Africa	514,913	514,913	0%	NOT ACTIVE
06	LICUS	TF091018	Youth Employment Pilot	Cote d'Ivoire	2,218,100	367,221	83%	8/31/10
06	LICUS	TF056705	Post-conflict recovery planning and technical assistance, and economic governance reforms	Cote d'Ivoire	1,900,000	437	100%	12/31/08
06	LICUS	TF092003	Support to the Safeguard and Modernization of the Civil Registry (Recipient-executed portion)	Cote d'Ivoire	600,000	480,000	20%	11/1/09
06	LICUS	TF092002	Support to the Safeguard and Modernization of the Civil Registry (Bank-executed portion)	Cote d'Ivoire	1,650,000	1,037,929	37%	1/31/10
06	LICUS	TF057740	Support to GEMAP – Resource Management Unit	Liberia	2,500,000	944,567	62%	12/31/09
06	LICUS	TF090873	Civil Service Reform Program (CSRP)	Liberia	900,000	326,440	64%	12/31/09
06	LICUS	TF056702	Technical assistance to post-conflict recovery planning in Darfur	Sudan	231,525	176,432	24%	12/31/09
05	PCF	TF090112	Ivory Coast Rapid Social Assessment (RSA)	Cote d'Ivoire	193,500	159	99.9%	6/30/09

FY APPROVED	SOURCE OF FUNDS	TF NUMBER	PROJECT TITLE	COUNTRY	PROJECT AMOUNT (US\$)	BALANCE REMAINING 6/30/09 (US\$)	PERCENTAGE DISBURSED	CLOSING DATE
05	PCF	TF051116	Moving Out of Poverty: Understanding Growth and Freedom from the Bottom Up	Global	1,029,220	-	100%	11/30/09
05	PCF	TF051116	Kosovo Youth Development Grant	Kosovo	1,901,415	570,425	70%	12/31/09
05	LICUS	TF053366	Support for Economic Governance Reform	Haiti	1,500,000	-	100%	9/30/09
05	LICUS	TF090492	Emergency Program for Poverty Reduction (EPPR) - Consolidation Phase	Togo	1,235,000	13,292	99%	12/31/09
05	LICUS	TF090493	Emergency Program for Poverty Reduction (EPPR) - Consolidation Phase	Togo	2,235,000	508,239	77%	12/31/09



## A SUMMARY OF SPF GOALS

In countries dealing with recent, ongoing, or potential conflict and fragility, the SPF aims to:

- Support reconstruction and development efforts,
- Harmonize multi-donor approaches whenever possible,
- Promote a better understanding of fragility and conflict dynamics,
- Pinpoint effective strategic and operational approaches to engagement in these fragile and conflict-affected regions.

The State and Peacebuilding Fund is governed by a senior-level committee and is administered by the World Bank's Fragile and Conflict-Affected Countries Group (OPCFC) in Operations Policy and Country Services. OPCFC engages with country teams to identify and develop a pipeline of projects for funding. Unlike most trust funds, the SPF Committee meets throughout the year. This allows the SPF to respond quickly to the needs of country teams, addressing urgent crises and taking advantage of opportunities when they arise. As such, the SPF functions as a flexible instrument, immediately responding to the unique needs of fragile and conflict-affected countries.

Each grant proposal is reviewed by the SPF Committee for, among other things, the relevance and appropriateness of the proposed grant activities to the country context, and to ensure that the proposed grant activities are consistent with the applicable Interim Strategy Note or Country Assistance Strategy, the objectives of the SPF and relevant Bank policies.

While donor countries are not represented on the SPF Committee, they are consulted on the strategic direction of the Fund, occasionally involved in project monitoring, and provided with regular information on the operations.

### OUR TRUST FUND DONORS

SPF: Australia, Netherlands, Norway

PCF: Belgium, Brazil, Canada, Netherlands, Norway, Switzerland, UNHCR, UNDP

LICUS: Denmark, Norway

The State and Peace-Building Fund  
Fragile and Conflict-Affected Countries Group  
Operations Policy and Country Services  
1818 H Street  
Washington, DC 20433 USA

Tel. 202 458 2426  
Fax 202 522 2266  
email: [opcfcinfo@worldbank.org](mailto:opcfcinfo@worldbank.org)  
[www.worldbank.org/fragilityandconflict](http://www.worldbank.org/fragilityandconflict)

For news, updates and project information visit the SPF database:  
[http://info.worldbank.org/etools/fragilityandconflict/database\\_external.asp](http://info.worldbank.org/etools/fragilityandconflict/database_external.asp)

### PHOTO CREDITS

Cover image, Arne Hoel, The World Bank



THE WORLD BANK