



Horticulture Development Project (P133703)

EUROPE AND CENTRAL ASIA | Uzbekistan | Agriculture Global Practice |
IBRD/IDA | Investment Project Financing | FY 2014 | Seq No: 11 | ARCHIVED on 31-May-2019 | ISR37328 |

Implementing Agencies: Republic of Uzbekistan, Rural Restructuring Agency

Key Dates

Key Project Dates

Bank Approval Date: 12-Jun-2014

Effectiveness Date: 05-Oct-2015

Planned Mid Term Review Date: 02-Mar-2020

Actual Mid-Term Review Date: --

Original Closing Date: 30-Jun-2021

Revised Closing Date: 30-Jun-2023

Project Development Objectives

Project Development Objective (from Project Appraisal Document)

The project development objective is to enhance the productivity and profitability of horticulture sector in the project area.

Has the Project Development Objective been changed since Board Approval of the Project Objective?

No

Components

Name

Agricultural Support Services:(Cost \$24.40 M)

Access to Credit:(Cost \$586.76 M)

Project Management:(Cost \$1.20 M)

Overall Ratings

Name	Previous Rating	Current Rating
Progress towards achievement of PDO	● Satisfactory	● Satisfactory
Overall Implementation Progress (IP)	● Moderately Satisfactory	● Satisfactory
Overall Risk Rating	● Moderate	● Moderate

Implementation Status and Key Decisions

The project continues disbursing firmly. Participating Financial Institutes provided 656 sub-loans (including 62 sub-loans for female and 202 for smallholder beneficiaries) for a wide range of horticulture investments in the amount of US\$456.6 million (including US\$47.6 million for female and US\$35.2 million for smallholder beneficiaries).

The Bank is pleased to see an implementation progress under the agriculture support services component, where most of the activities are financed by the EU recipient executed grant. This component aims to strengthen the capacity of participating research institutes to provide demand driven, participative technology transfer that will help the farmers to respond to the emerging market opportunities and enhance the capacity of farmers to improve quality and productivity of their product.

Risks

Systematic Operations Risk-rating Tool

Risk Category	Rating at Approval	Previous Rating	Current Rating
Political and Governance	--	● Substantial	● Substantial
Macroeconomic	--	● Substantial	● Substantial
Sector Strategies and Policies	--	● Moderate	● Moderate
Technical Design of Project or Program	--	● Moderate	● Moderate
Institutional Capacity for Implementation and Sustainability	--	● Moderate	● Moderate
Fiduciary	--	● Moderate	● Moderate
Environment and Social	--	● Moderate	● Moderate
Stakeholders	--	● Low	● Low
Other	--	● Moderate	● Moderate
Overall	--	● Moderate	● Moderate

Results

PDO Indicators by Objectives / Outcomes

Horticulture productivity				
▶ Increase in productivity index value (Percentage, Custom)				
	Baseline	Actual (Previous)	Actual (Current)	End Target
Value	0.00	7.67	7.67	20.00
Date	01-May-2014	14-Sep-2018	14-Sep-2018	30-Jun-2023
▶ Change in aggregate portfolio lending by participating financial institutions to horticulture sector (Percentage, Custom)				
	Baseline	Actual (Previous)	Actual (Current)	End Target
Value	0.66	3.52	3.52	20.00
Date	01-May-2014	14-Sep-2018	14-Sep-2018	30-Jun-2023
Horticulture profitability				



► Increase in overall gross sales of productive units (Percentage, Custom)				
	Baseline	Actual (Previous)	Actual (Current)	End Target
Value	0.00	5.00	5.00	20.00
Date	01-May-2014	14-Sep-2018	14-Sep-2018	30-Jun-2023
▲ Increase in overall gross sales of productive units - farmers (Percentage, Custom Supplement)				
	Baseline	Actual (Previous)	Actual (Current)	End Target
Value	0.00	5.00	5.00	20.00
▲ Increase in overall gross sales of productive units - agribusinesses (Percentage, Custom Supplement)				
	Baseline	Actual (Previous)	Actual (Current)	End Target
Value	0.00	5.00	5.00	20.00

Intermediate Results Indicators by Components

Agricultural Support Services				
► Client days of training provided (number) (Number, Custom)				
	Baseline	Actual (Previous)	Actual (Current)	End Target
Value	0.00	0.00	0.00	9,600.00
Date	01-May-2014	14-Sep-2018	14-Sep-2018	30-Jun-2023
▲ Client days of training provided - Female (number) (Number, Custom Breakdown)				
	Baseline	Actual (Previous)	Actual (Current)	End Target
Value	0.00	0.00	0.00	1,920.00
Date	01-May-2014	14-Sep-2018	14-Sep-2018	30-Jun-2023
► Farmers and traders trained in real-time information on markets and pricing on horticulture products (Number, Custom)				
	Baseline	Actual (Previous)	Actual (Current)	End Target
Value	0.00	0.00	0.00	4,000.00
Date	01-May-2014	14-Sep-2018	14-Sep-2018	30-Jun-2023
▲ Farmers and traders trained in real-time information on markets and pricing on horticulture products - female (Number, Custom Breakdown)				
	Baseline	Actual (Previous)	Actual (Current)	End Target
Value	0.00	0.00	0.00	800.00



Date	01-May-2014	14-Sep-2018	14-Sep-2018	30-Jun-2023
▲Farmers and traders trained in real-time information on markets and pricing on horticulture products - of which through the producer association (Number, Custom Supplement)				
	Baseline	Actual (Previous)	Actual (Current)	End Target
Value	0.00	0.00	0.00	400.00
▶Improved horticulture varieties introduced under the project (Number, Custom)				
	Baseline	Actual (Previous)	Actual (Current)	End Target
Value	0.00	8.00	8.00	12.00
Date	01-May-2014	14-Sep-2018	14-Sep-2018	30-Jun-2023
▲Improved horticulture varieties introduced under the project - area planted (Hectare(Ha), Custom Supplement)				
	Baseline	Actual (Previous)	Actual (Current)	End Target
Value	0.00	500.00	500.00	2,000.00
▶Horticulture crops for which pest and diseases mapping completed at the regional level (Number, Custom)				
	Baseline	Actual (Previous)	Actual (Current)	End Target
Value	0.00	0.00	0.00	20.00
Date	01-May-2014	14-Sep-2018	14-Sep-2018	30-Jun-2023
▲Identification of processing additives and pesticides (number) (Number, Custom Supplement)				
	Baseline	Actual (Previous)	Actual (Current)	End Target
Value	2.00	2.00	2.00	50.00
▶Technologies demonstrated in the project areas (number) (Number, Custom)				
	Baseline	Actual (Previous)	Actual (Current)	End Target
Value	0.00	0.00	0.00	20.00
Date	01-May-2014	14-Sep-2018	14-Sep-2018	30-Jun-2023
▶Beneficiaries satisfied with agricultural services (percentage) (Percentage, Custom)				
	Baseline	Actual (Previous)	Actual (Current)	End Target
Value	0.00	0.00	0.00	70.00
Date	01-May-2014	14-Sep-2018	14-Sep-2018	30-Jun-2023
▶Number of market studies for horticulture crops undertaken (Number, Custom)				
	Baseline	Actual (Previous)	Actual (Current)	End Target



Value	0.00	0.00	0.00	5.00
Date	01-May-2014	14-Sep-2018	14-Sep-2018	30-Jun-2023
►IPM programs introduced for horticulture crops under the project (number) (Number, Custom)				
	Baseline	Actual (Previous)	Actual (Current)	End Target
Value	0.00	1.00	1.00	11.00
Date	01-Nov-2017	14-Sep-2018	14-Sep-2018	30-Jun-2023
►Seed storage facility for Research Institute for Veg, Melons and Potato established and actively storing seed (Tones/year, Custom)				
	Baseline	Actual (Previous)	Actual (Current)	End Target
Value	0.00	0.00	0.00	5.00
Date	01-May-2014	14-Sep-2018	14-Sep-2018	30-Jun-2023
►Fruit and Vegetable Industry Association of Uzbekistan established and operational (Yes/No, Custom)				
	Baseline	Actual (Previous)	Actual (Current)	End Target
Value	No	No	No	Yes
Date	01-May-2014	14-Sep-2018	14-Sep-2018	30-Jun-2023
►Number of environmentally and climate friendly technologies promoted under the project (Number, Custom)				
	Baseline	Actual (Previous)	Actual (Current)	End Target
Value	0.00	0.00	0.00	11.00
Date	01-May-2014	14-Sep-2018	14-Sep-2018	30-Jun-2023
►Number of online updates per year from Knowledge Management and Market Information System (Number, Custom)				
	Baseline	Actual (Previous)	Actual (Current)	End Target
Value	0.00	0.00	0.00	4.00
Date	01-May-2014	14-Sep-2018	14-Sep-2018	30-Jun-2023
►Implementation of action plan on strengthening Regulatory framework on food production and handling practices (Percentage, Custom)				
	Baseline	Actual (Previous)	Actual (Current)	End Target
Value	0.00	0.00	0.00	70.00
Date	01-May-2015	14-Sep-2018	14-Sep-2018	30-Jun-2023
►The % of participating exporters (farmers and agribusinesses) receiving food safety certificates: Global-GAP or HACCP (Percentage, Custom)				



	Baseline	Actual (Previous)	Actual (Current)	End Target
Value	0.00	0.00	0.00	50.00
Date	01-May-2014	14-Sep-2018	14-Sep-2018	30-Jun-2023

Access to Credit

► PFIs staff trained and supporting investments in horticulture sector (cumulative values) (Number, Custom)

	Baseline	Actual (Previous)	Actual (Current)	End Target
Value	0.00	50.00	50.00	250.00
Date	01-May-2014	14-Sep-2018	14-Sep-2018	30-Jun-2023

► Sub- loans approved (Number, Custom)

	Baseline	Actual (Previous)	Actual (Current)	End Target
Value	0.00	356.00	356.00	600.00
Date	01-May-2014	14-Sep-2018	14-Sep-2018	30-Jun-2023

▲ Sub- loans approved - female beneficiaries (Number, Custom Breakdown)

	Baseline	Actual (Previous)	Actual (Current)	End Target
Value	0.00	5.00	5.00	60.00
Date	01-May-2014	14-Sep-2018	14-Sep-2018	30-Jun-2023

▲ Sub-loans approved - smallholder beneficiaries (Number, Custom Supplement)

	Baseline	Actual (Previous)	Actual (Current)	End Target
Value	0.00	108.00	108.00	200.00

► Volume of approved sub-loans (USD millions) (Amount(USD), Custom)

	Baseline	Actual (Previous)	Actual (Current)	End Target
Value	0.00	222.30	222.30	644.00
Date	01-May-2014	14-Sep-2018	14-Sep-2018	30-Jun-2023

▲ Volume of approved sub-loans - female beneficiaries (USD millions) (Amount(USD), Custom Supplement)

	Baseline	Actual (Previous)	Actual (Current)	End Target
Value	0.00	1.50	1.50	6.00




▲ Volume of approved sub-loans - smallholder beneficiaries (USD millions) (Amount(USD), Custom Supplement)

	Baseline	Actual (Previous)	Actual (Current)	End Target
Value	0.00	108.00	108.00	200.00

Value	0.00	17.64	17.64	50.00
►Farmers and traders accessing project supported facilities (Number, Custom)				
	Baseline	Actual (Previous)	Actual (Current)	End Target
Value	0.00	12,060.00	12,060.00	25,000.00
Date	01-May-2014	14-Sep-2018	14-Sep-2018	30-Jun-2023

Data on Financial Performance

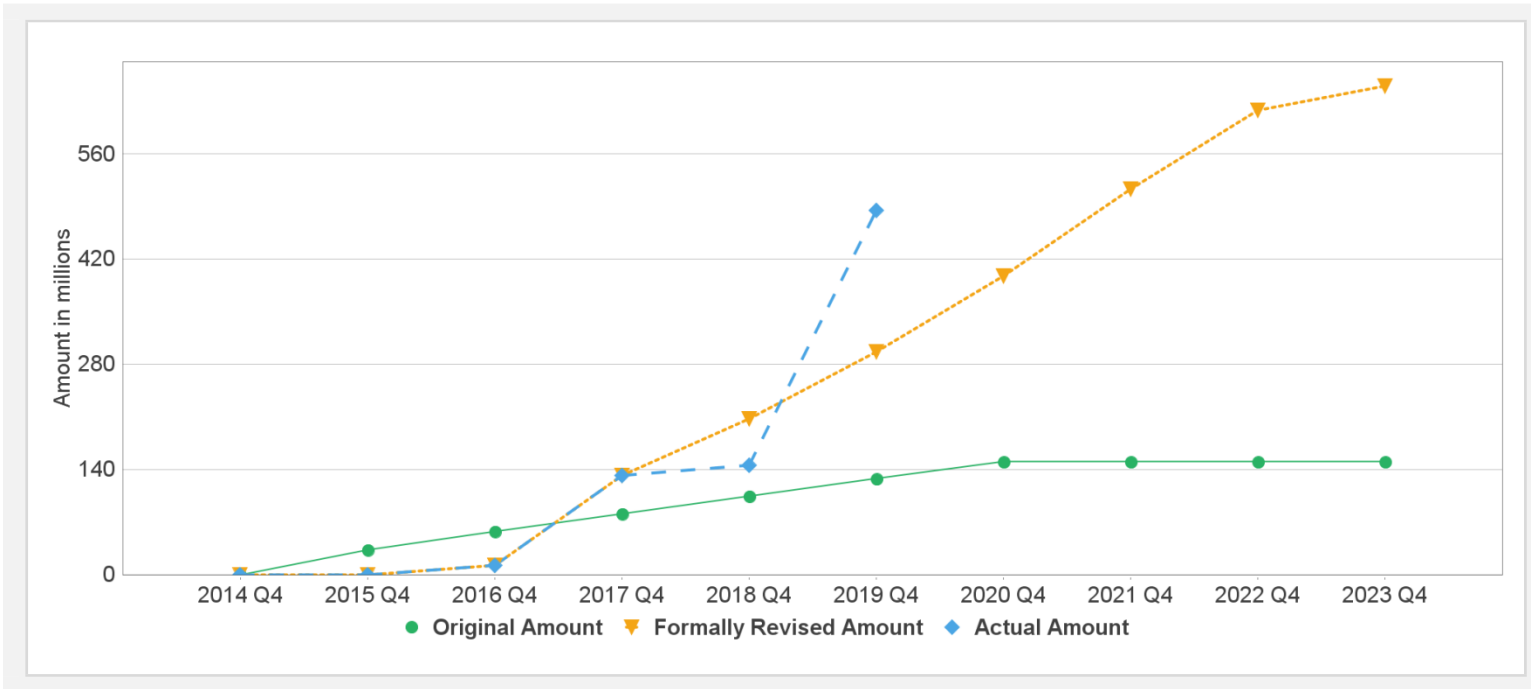
Disbursements (by loan)

Project	Loan/Credit/TF	Status	Currency	Original	Revised	Cancelled	Disbursed	Undisbursed	% Disbursed
P133703	IBRD-83930	Effective	USD	150.00	150.00	0.00	145.75	4.25	 97%
P133703	IBRD-88240	Effective	USD	500.00	500.00	0.00	338.14	161.86	 68%
P133703	TF-A7910	Effective	USD	22.14	22.14	0.00	2.27	19.87	 10%

Key Dates (by loan)

Project	Loan/Credit/TF	Status	Approval Date	Signing Date	Effectiveness Date	Orig. Closing Date	Rev. Closing Date
P133703	IBRD-83930	Effective	12-Jun-2014	08-Apr-2015	05-Oct-2015	30-Jun-2021	30-Jun-2021
P133703	IBRD-88240	Effective	30-Jan-2018	17-May-2018	25-Jun-2018	30-Jun-2023	30-Jun-2023
P133703	TF-A7910	Effective	07-Sep-2018	07-Sep-2018	10-Nov-2018	31-Dec-2020	31-Dec-2020

Cumulative Disbursements



Restructuring History

Level 2 Approved on 29-Jul-2016 ,Level 2 Approved on 13-Sep-2017

Related Project(s)

P164226-Additional Financing - Horticulture Development Project