



Benin Global Partnership for Education Program (P129600)

AFRICA | Benin | Education Global Practice |
 Recipient Executed Activities | Investment Project Financing | FY 2014 | Seq No: 7 | ARCHIVED on 29-Dec-2017 | ISR29102 |

Implementing Agencies: Government of Benin, Ministry of Preschool and Primary Education

Key Dates

Key Project Dates

Bank Approval Date:21-Mar-2014

Effectiveness Date:30-Jun-2014

Planned Mid Term Review Date:31-Mar-2016

Actual Mid-Term Review Date:03-Jun-2016

Original Closing Date:30-Jun-2016

Revised Closing Date:30-Apr-2018

Project Development Objectives

Project Development Objective (from Project Appraisal Document)

The project development objective (PDO) is to improve: (i) access and equity; and (ii) quality of classroom instruction at the basic education level, with particular emphasis on deprived districts in the Recipient's territory.

Has the Project Development Objective been changed since Board Approval of the Project Objective?

No

Components

Name

Component 1: Improving the quality of basic education:(Cost \$9.70 M)

Component 2: Improving access and equity:(Cost \$25.37 M)

Component 3: Improving Sector Management and Governance:(Cost \$7.23 M)

Overall Ratings

Name	Previous Rating	Current Rating
Progress towards achievement of PDO	● Moderately Satisfactory	● Moderately Satisfactory
Overall Implementation Progress (IP)	● Moderately Satisfactory	● Moderately Satisfactory
Overall Risk Rating	● Substantial	● Substantial

Implementation Status and Key Decisions



The ratings for progress towards achievement of the PDO and Overall implementation progress (IP) remain Moderately Satisfactory. To date, disbursements stand at 97.0 percent (US\$ 41.12 out of the total grant amount of US\$42.3 million) and the FY18 disbursement ratio to 26.3 percent. Considering that the collection of new school data is underway, the level of achievement on PDO-level indicators reported in the last ISR and reported in the results framework below are based on the most recent data available. Below is a summary of the status of each component.

Component 1: Improving the quality of basic education. For primary schools, the third round of classroom observations by the external agency to evaluate teachers' performance as well as the third round of internal classroom observations using an instrument called the OSEP (outil de supervision et d'encadrement pédagogique), have been finalized and reports are available. The latter classroom observation based on the OSEP is an intermediate results indicator, which is designed mainly to assess teachers' content knowledge and classroom management. As part of the training of teachers in the deprived districts supported by the Project, a study schedule of the two grammar books distributed in January 2017 was developed and shared with teachers. An evaluation of teachers' mastery of linguistic tools has been carried out. These evaluations helped to identify strengths and weaknesses of the teachers to be taken into account in the subsequent in-service trainings which are designed to target different categories of teachers classified according to language difficulties.

In addition, during the last quarter of 2017, about 5,110 persons in charge of the education unit (Responsables d'unité Pédagogique-RUP) and their deputies have benefited from two in-service trainings in the following areas: (i) how to better evaluate students learning; and (ii) how to manage classroom time to maximize instruction. For lower secondary education, remedial courses have been provided to contract teachers, under pre-service training in Secondary Teacher Training Institutes (Ecoles Normales Supérieures- ENS) under the supervision of the public universities of Benin. As a result, 63.3 of these teachers have now graduated and as such are now qualified to teach in secondary schools compared to 57.9 percent in June 2017.

Component 2: Improving access and equity. Out of the construction of 255 classrooms for primary schools (PS) and 192 classrooms and related facilities for the lower secondary schools (LSS) launched for the construction program, a total of 441 classrooms (249 for PS and 192 for LSS) have been completed. With regards to equity and retention activities, 75306 school kits for girls in grades 1 and 2 have been distributed of which 19,817 were in the flooded districts on the request of the Government. School feeding activities started in 297 schools in early November 2017 under the direct supervision of two NGOs. The Bank team recommended the central and regional government agencies to carry out regular field visits to follow up the implementation of the school feeding program.

Component 3: Improving Sector Management and Governance. The activities relating to the implementation of the first phase of the educational management information system (EMIS) are progressing well but with a delay because the bidding process of the software was relaunched due to issues of a conflict of interest experienced in the first bidding process. A national learning evaluation using a cross methodology based on the Programme D'Analyse Des Systèmes Educatifs de la CONFEMEN (PASEC) method and Service Delivery Indicators (SDI) is underway and in the stage of data entry and analysis.

Risks

Systematic Operations Risk-rating Tool

Risk Category	Rating at Approval	Previous Rating	Current Rating
Political and Governance	--	● Substantial	● Substantial
Macroeconomic	--	● Moderate	● Moderate
Sector Strategies and Policies	--	● Moderate	● Moderate
Technical Design of Project or Program	--	● Moderate	● Moderate
Institutional Capacity for Implementation and Sustainability	--	● Substantial	● Substantial
Fiduciary	--	● High	● High



Environment and Social	--	● Low	● Moderate
Stakeholders	--	● Low	● Low
Other	--	--	--
Overall	--	● Substantial	● Substantial

Results

Project Development Objective Indicators

- 1- Percentage of teachers rated satisfactory each year by INFRE and an external agency survey of classroom observations in the deprived districts (Percentage, Custom)

	Baseline	Actual (Previous)	Actual (Current)	End Target
Value	0.00	71.30	59.40	55.00
Date	31-Jul-2012	12-Dec-2016	28-Dec-2017	30-Apr-2018

Comments

The third round of observations has been completed. The current value of the indicator is an average of the three round of observations. In general, the observation revealed that the management of learning conditions needs to be improved. the management of learning conditions includes: (i) the strategy used to resolve conflicts; (ii) the students' understanding of the consequences of their classroom behaviors; and (iii) the order in the class, the actual time spent for learning, the transition between the activities.

- 2- Gross Primary Intake Rate in the deprived districts (Total) (Percentage, Custom)

	Baseline	Actual (Previous)	Actual (Current)	End Target
Value	107.00	118.30	118.30	117.00
Date	30-Jun-2011	12-Dec-2016	28-Dec-2017	30-Apr-2018

Comments

Data for 2015-16 school-year . Analysis of data for the 2016-17 school year is underway.

- ▲ 2' - Gross Primary Intake Rate in the deprived districts (girls) (Percentage, Custom Breakdown)



	Baseline	Actual (Previous)	Actual (Current)	End Target
Value	100.50	115.20	115.20	114.00
Date	30-Jun-2011	12-Dec-2016	28-Dec-2017	30-Apr-2018

▶ 3- Primary education completion rate in targeted districts(total) (Percentage, Custom)

	Baseline	Actual (Previous)	Actual (Current)	End Target
Value	40.40	54.40	54.40	56.50
Date	30-Jun-2011	12-Dec-2016	28-Dec-2017	30-Apr-2018

Comments

Data for 2015-16 school-year . Analysis of data for the 2016-17 school year is underway.

▲ 3' - Primary education completion rate in targeted districts (Girls) (Percentage, Custom Breakdown)

	Baseline	Actual (Previous)	Actual (Current)	End Target
Value	34.30	50.90	50.90	52.50
Date	30-Jun-2011	12-Dec-2016	28-Dec-2017	30-Apr-2018

▶ 4- Direct Project Beneficiaries of which percentage of female (Number, Custom)

	Baseline	Actual (Previous)	Actual (Current)	End Target
Value	0.00	592,687.00	667,993.00	533,000.00
Date	30-Jun-2011	12-Dec-2016	28-Dec-2017	30-Apr-2018

Comments

Additional 75 306 girls for grades 1 and 2 received school kits in November 2017. This was allow by the cost savings resulting from exchange rate gains.



► 5- Gross enrollment rate in lower secondary education in target districts (total) (Percentage, Custom)

	Baseline	Actual (Previous)	Actual (Current)	End Target
Value	45.00	44.80	44.80	48.50
Date	30-Jun-2011	12-Dec-2016	28-Dec-2017	30-Apr-2018

Comments

Data for 2015-16 school-year . Analysis of data for the 2016-17 school year is underway.

▲ 5' - Gross enrollment rate in lower secondary education in target districts (female) (Percentage, Custom Breakdown)

	Baseline	Actual (Previous)	Actual (Current)	End Target
Value	23.00	41.20	41.20	37.50
Date	30-Jun-2011	12-Dec-2016	12-Dec-2016	30-Apr-2018

► System for learning assessment at the primary level (Yes/No, Custom)

	Baseline	Actual (Previous)	Actual (Current)	End Target
Value	Y	N	Y	Y
Date	30-Jun-2011	12-Dec-2016	28-Dec-2017	30-Apr-2018

Comments

A system for learning assessment at the primary level is set up. A (PASEC - Programme D'Analyse Des Systèmes Educatifs de la CONFEMEN) learning assessment was carried out in 2014. A national learning evaluation using a cross methodology based on the PASEC method and Service Delivery Indicators (SDI) is underway and in the stage of data entry and analysis. PASEC data are analyzed and results are reported to education policymakers and/or the public. Results are reported by the following disaggregation: gender, urban/rural, geographic region. The assessment exercise is carried out at least once every 5 years for the



same subject area(s) and grade(s).

Utility of the learning assessment system (Number, Custom Supplement)

	Baseline	Actual (Previous)	Actual (Current)	End Target
Value	1.00	1.00	3.00	3.00

Overall Comments

Intermediate Results Indicators

Number of G1 and G2 Grammar books distributed to teachers in the deprived districts (Number, Custom)

	Baseline	Actual (Previous)	Actual (Current)	End Target
Value	0.00	26,000.00	26,000.00	21,000.00
Date	27-Aug-2015	06-Jun-2017	28-Dec-2017	30-Apr-2018

Gap in Gross Primary intake rate between the deprived districts and the average national level (total) (Percentage, Custom)

	Baseline	Actual (Previous)	Actual (Current)	End Target
Value	27.50	29.80	29.80	26.00
Date	30-Jun-2011	12-Dec-2016	28-Dec-2017	30-Apr-2018

Comments

Data for the 2015-16 SY. Analysis of data for the 2016-17 school year is underway.



▲ Gap in Gross Primary intake rate between the deprived districts and the average national level (girls) (Percentage, Custom Breakdown)

	Baseline	Actual (Previous)	Actual (Current)	End Target
Value	29.50	33.00	29.60	28.00
Date	31-May-2011	30-Aug-2015	28-Dec-2017	30-Apr-2018

▶ 1- Number of teachers trained in the deprived districts at primary level resulting from project intervention. (Number, Custom)

	Baseline	Actual (Previous)	Actual (Current)	End Target
Value	0.00	10,699.00	10,699.00	10,500.00
Date	30-Jun-2011	12-Dec-2016	28-Dec-2017	30-Apr-2018

Comments

Some of the same teachers were trained in the last quarter. Therefore, the number is not cumulative.

▶ 3- Percentage of public teachers meeting the standard based on inspection and classroom visits each year at the primary level using the OSEP tool (Percentage, Custom)

	Baseline	Actual (Previous)	Actual (Current)	End Target
Value	0.00	69.50	76.60	70.00
Date	30-Jun-2011	12-Dec-2016	28-Dec-2017	30-Apr-2018

Comments

A comparison of the overall success rate shows progress at each assessment because recommendations from the evaluations in one year



were implemented before the subsequent evaluations

► 4- Number of girls in grades 1 and 2 in the deprived districts receiving school package (Number, Custom)

	Baseline	Actual (Previous)	Actual (Current)	End Target
Value	0.00	267,866.00	333,721.00	265,000.00
Date	30-Jun-2011	06-Jun-2017	28-Dec-2017	30-Apr-2018

► 5- Number of the officers of the ministries and deprived districts trained (Number, Custom)

	Baseline	Actual (Previous)	Actual (Current)	End Target
Value	0.00	460.00	460.00	350.00
Date	30-Jun-2011	06-Jun-2017	28-Dec-2017	30-Apr-2018

► 6- Additional classrooms built and or rehabilitated in the deprived districts at the lower secondary education level resulting from project intervention (Number, Custom)

	Baseline	Actual (Previous)	Actual (Current)	End Target
Value	0.00	192.00	192.00	192.00
Date	30-Jun-2011	06-Jun-2017	28-Dec-2017	30-Apr-2018



► 7- Primary students receiving at least one meal per day in the deprived districts resulting from project intervention (Number, Custom)

	Baseline	Actual (Previous)	Actual (Current)	End Target
Value	0.00	261,367.00	261,367.00	270,000.00
Date	30-Jun-2011	06-Jun-2017	28-Dec-2017	30-Apr-2018

Comments

The school feeding program started in early November. Data collection will be carried out in February 2018

► 8- EMIS is in place at MEMP central and its regional directorates and generating data in August for preschools and primary education (Yes/No, Custom)

	Baseline	Actual (Previous)	Actual (Current)	End Target
Value	N	N	N	Y
Date	30-Jun-2011	06-Jun-2017	28-Dec-2017	30-Apr-2018

Comments

The activities related to the implementation of the first phase of the educational management information system (EMIS) are progressing but with a delay because the bidding process of the software was re-launched due to issues of a conflict of interest experienced in the first bidding process.

► Additional classrooms built in the deprived districts at primary level resulting from project intervention (Number, Custom)

	Baseline	Actual (Previous)	Actual (Current)	End Target
Value	0.00	243.00	249.00	255.00
Date	30-Jun-2011	06-Jun-2017	28-Dec-2017	30-Apr-2018



► 10- Percentage of school in deprived districts communication students results and budgets to the community through quarterly community briefing meetings (Percentage, Custom)



	Baseline	Actual (Previous)	Actual (Current)	End Target
Value	0.00	0.00	0.00	70.00
Date	28-Jun-2013	06-Jun-2017	28-Dec-2017	30-Apr-2018

Overall Comments

Data are still not available

Data on Financial Performance

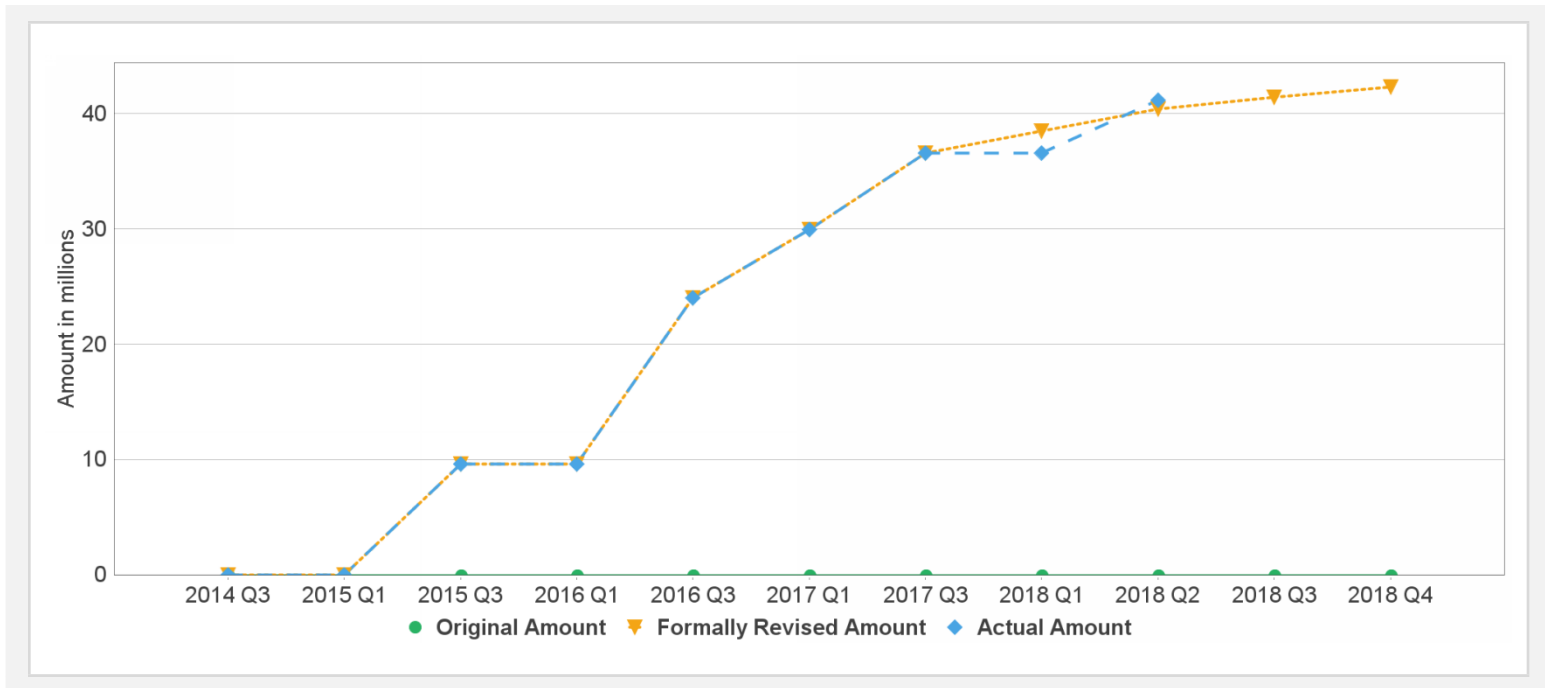
Disbursements (by loan)

Project	Loan/Credit/TF	Status	Currency	Original	Revised	Cancelled	Disbursed	Undisbursed	Disbursed
P129600	TF-16842	Effective	USD	18.30	18.30	0.00	17.12	1.18	 94%
P129600	TF-16846	Closed	USD	24.00	24.00	0.00	24.00	0.00	 100%

Key Dates (by loan)

Project	Loan/Credit/TF	Status	Approval Date	Signing Date	Effectiveness Date	Orig. Closing Date	Rev. Closing Date
P129600	TF-16842	Effective	21-Mar-2014	21-Mar-2014	30-Jun-2014	30-Jun-2016	30-Apr-2018
P129600	TF-16846	Closed	21-Mar-2014	21-Mar-2014	30-Jun-2014	30-Jun-2016	30-Jun-2016

Cumulative Disbursements



Restructuring History

Level 2 Approved on 17-Sep-2015 ,Level 2 Approved on 21-May-2017

Related Project(s)

There are no related projects.