



Second Serbia Health Project (P129539)

EUROPE AND CENTRAL ASIA | Serbia | Health, Nutrition & Population Global Practice |
IBRD/IDA | Investment Project Financing | FY 2014 | Seq No: 15 | ARCHIVED on 26-Apr-2021 | ISR46143 |

Implementing Agencies: Ministry of Health, Republic of Serbia

Key Dates

Key Project Dates

Bank Approval Date: 25-Feb-2014

Effectiveness Date: 08-May-2015

Planned Mid Term Review Date: 14-Feb-2018

Actual Mid-Term Review Date: 29-Jan-2018

Original Closing Date: 30-Sep-2019

Revised Closing Date: 31-Dec-2021

Project Development Objectives

Project Development Objective (from Project Appraisal Document)

The PDO is to contribute to improving the efficiency and quality of the public health system of the Republic of Serbia through the strengthening of: (i) health financing, purchasing, and maintenance systems; and (ii) quality improvement systems and management of selected priority non-communicable diseases.

Has the Project Development Objective been changed since Board Approval of the Project Objective?

No

Components Table

Name

Improvement of Health Financing:(Cost \$11.20 M)
Improve Access to Quality Health Care:(Cost \$8.90 M)
Strengthening Quality of Service Delivery:(Cost \$46.00 M)
Monitoring and Evaluation and Project Management:(Cost \$4.90 M)

Overall Ratings

| Name | Previous Rating | Current Rating |
|--------------------------------------|---------------------------------------|--|
| Progress towards achievement of PDO | <input type="checkbox"/> Satisfactory | <input type="checkbox"/> Satisfactory |
| Overall Implementation Progress (IP) | <input type="checkbox"/> Satisfactory | <input type="checkbox"/> Moderately Satisfactory |
| Overall Risk Rating | <input type="checkbox"/> Moderate | <input type="checkbox"/> Moderate |

Implementation Status and Key Decisions

According to the latest data from the March 2021 visit, two out of five project development objective indicators met their end targets. In addition, 9 out of 16 intermediate results indicators achieved or exceeded their end targets. In addition, two out of three disbursement conditions related to the procurement of diagnostic equipment under Component 3 have been fulfilled, with the third one expected to be fulfilled soon..

Under Component 1 - Improvement of Health Financing, the development of a health care network optimization plan is completed and its adoption is expected in forthcoming period. A new costing methodology for health services, including DRGs, is under development. Strengthening of hospitals IT systems to support better reporting has been initiated. The implementation of grants scheme for the improvement of quality of care in primary health care (PHC) facilities has been completed.



Under Component 2 - Improve Access to Quality Health Care, the Ministry of Health has continued to implement multiple activities for the rational use of antibiotics. The results of the analysis of the consumption of antibiotics in Serbia for the period 2015-2018 show that the consumption of antibiotics have decreased by 37.6% from 2015. Delivery of a total of 1,900 dispensers and 9,500 liters of alcohol-based hand sanitizer for intensive care units has been completed, with delivery of new quantities planned. On health technology assessment, a capacity building program has started for staff of institutions that perform HTA has started. On medical equipment maintenance, activities have been agreed to support implementation of multi-vendor medical equipment maintenance contracts.

Finally, under Component 3 - Strengthen Quality of Service Delivery, 16 clinical pathways for PHC are in the process of computerization and integration in PHC centers' information system, which is expected to ensure their effective utilization by PHC staff. The quality of care information system is being updated and computerized. Activities on development and deployment of the Cancer Registry Information System of Serbia have started. Eight linear accelerators are in operation.

Risks

Systematic Operations Risk-rating Tool

| Risk Category | Rating at Approval | Previous Rating | Current Rating |
|--|--------------------|-----------------------------------|--------------------------------------|
| Political and Governance | -- | <input type="checkbox"/> Moderate | <input type="checkbox"/> Moderate |
| Macroeconomic | -- | <input type="checkbox"/> Moderate | <input type="checkbox"/> Moderate |
| Sector Strategies and Policies | -- | <input type="checkbox"/> Moderate | <input type="checkbox"/> Moderate |
| Technical Design of Project or Program | -- | <input type="checkbox"/> Moderate | <input type="checkbox"/> Moderate |
| Institutional Capacity for Implementation and Sustainability | -- | <input type="checkbox"/> Moderate | <input type="checkbox"/> Moderate |
| Fiduciary | -- | <input type="checkbox"/> Moderate | <input type="checkbox"/> Substantial |
| Environment and Social | -- | <input type="checkbox"/> Low | <input type="checkbox"/> Low |
| Stakeholders | -- | <input type="checkbox"/> Moderate | <input type="checkbox"/> Moderate |
| Other | -- | <input type="checkbox"/> Moderate | <input type="checkbox"/> Moderate |
| Overall | -- | <input type="checkbox"/> Moderate | <input type="checkbox"/> Moderate |

Results

PDO Indicators by Objectives / Outcomes

| To contribute to improving the efficiency and quality of the public health system of Serbia | | | | |
|---|----------|-------------------|------------------|------------|
| ▶ Percentage of total acute care hospitalization cases in public hospitals reported accurately based on DRGs (Percentage, Custom) | | | | |
| | Baseline | Actual (Previous) | Actual (Current) | End Target |
| Value | 0.00 | 95.00 | 95.00 | 95.00 |



| | | | | |
|---|--|---|---|---|
| Date | 16-Oct-2013 | 24-Sep-2020 | 28-Feb-2021 | 31-Dec-2021 |
| ▶ Percent reduction in average unit price relative to baseline for the 50 most frequently dispensed multi-source pharmaceuticals that are procured through centralized framework contracts (Percentage, Custom) | | | | |
| | Baseline | Actual (Previous) | Actual (Current) | End Target |
| Value | 0.00 | 27.00 | 27.00 | 27.00 |
| Date | 16-Oct-2013 | 24-Sep-2020 | 28-Feb-2021 | 31-Dec-2021 |
| ▶ Percentage of patients starting radiotherapy treatment at public hospitals within 28 days between the date of issuance of treatment protocol and the first radiotherapy session for a) breast, b) cervic (Text, Custom) | | | | |
| | Baseline | Actual (Previous) | Actual (Current) | End Target |
| Value | No monitoring system in place to report on the indicator | Monitoring system in place to measure the indicator, baseline defined | Monitoring system in place to measure the indicator, baseline defined, target tentatively defined | Monitoring system in place to measure the indicator, baseline and target values defined |
| Date | 16-Oct-2013 | 24-Sep-2020 | 28-Feb-2021 | 31-Dec-2021 |
| ▶ Percentage of registered adult patients in Dom Zdravljas with recorded blood pressure value, BMI, smoking status and recommended tips for healthy behavior in the preceding 12 months in their med recor (Percentage, Custom) | | | | |
| | Baseline | Actual (Previous) | Actual (Current) | End Target |
| Value | 35.00 | 34.70 | 34.70 | 45.00 |
| Date | 16-Oct-2013 | 24-Sep-2020 | 28-Feb-2021 | 31-Dec-2021 |
| Comments: | The current value is for 2019; the 2020 value will be available mid-2021. | | | |
| ▶ Percentage of registered insured persons covered by the targeted examination for early detection of a) breast (age 50-69 in the past two years), b) cervical (age 25-64 in the past three years) and c) (Text, Custom) | | | | |
| | Baseline | Actual (Previous) | Actual (Current) | End Target |
| Value | a) 6%; b) 27%; c) 10% | a) 13%; b) 29.1%; c) 28.5% | a) 13%; b) 29.1%; c) 28.5% | a) 25%; b) 35%; c) 35% |
| Date | 30-Nov-2017 | 24-Sep-2020 | 28-Feb-2021 | 31-Dec-2021 |
| Comments: | The current values are for 2019; the 2020 values will be available mid-2021. | | | |

Overall Comments

The value date for indicators is based on the latest Second Serbia Health Project progress report submitted by the MOH/PCU before the virtual implementation support mission (March 29 - April 1, 2021).

Intermediate Results Indicators by Components



| 1. Improvement of Health Financing | | | | |
|---|---|-------------------|------------------|-------------|
| ► Percentage of pilot Dom Zdravljas who meet grant agreement performance criteria in the preceding one year (Percentage, Custom) | | | | |
| | Baseline | Actual (Previous) | Actual (Current) | End Target |
| Value | 0.00 | 0.00 | 0.00 | 30.00 |
| Date | 16-Oct-2013 | 24-Sep-2020 | 28-Feb-2021 | 31-Dec-2021 |
| Comments: | Quality Improvement Grants were launched in December 2019. Data will be available after one year of implementation. The achievement is expected to be surpassed and will be documented upon closing of the grants, which was on March 31, 2021. | | | |
| ► DRGs payment system developed and financing for a portion of acute hospital care based on DRGs initiated (Yes/No, Custom) | | | | |
| | Baseline | Actual (Previous) | Actual (Current) | End Target |
| Value | No | Yes | Yes | Yes |
| Date | 16-Oct-2013 | 24-Sep-2020 | 28-Feb-2021 | 31-Dec-2021 |
| ► Number of health workers receiving training (Number, Custom) | | | | |
| | Baseline | Actual (Previous) | Actual (Current) | End Target |
| Value | 500.00 | 24,803.00 | 30,152.00 | 13,000.00 |
| Date | 16-Jan-2014 | 24-Sep-2020 | 28-Feb-2021 | 31-Dec-2021 |
| Comments: | This indicator is mapped to all three components. | | | |

| 2. Improve Access to Quality Health Care | | | | |
|---|---|---------------------------|---------------------------|--------------------------|
| ► Number of pharmaceuticals and health products that are procured through centralized framework contracts (Number, Custom) | | | | |
| | Baseline | Actual (Previous) | Actual (Current) | End Target |
| Value | 0.00 | 700.00 | 700.00 | 700.00 |
| Date | 16-Oct-2013 | 24-Sep-2020 | 28-Feb-2021 | 31-Dec-2021 |
| Comments: | 1,421 brand names / 700 INNs equivalent | | | |
| ► Percentage of a) Dom Zdravljas and b) pharmacies implementing e-prescription system (Text, Custom) | | | | |
| | Baseline | Actual (Previous) | Actual (Current) | End Target |
| Value | DZs - 0 Pharm - 0 | DZs - 98%; Pharm - 98% | DZs - 98%; Pharm - 98% | DZs - 90% Pharm - 90% |
| Date | 16-Oct-2013 | 24-Sep-2020 | 28-Feb-2021 | 31-Dec-2021 |



| ► Reduction in the total consumption of antibiotics for systemic use (J01) DDD/1000 person/per day (Percentage, Custom) | | | | |
|---|---|---|---|---|
| | Baseline | Actual (Previous) | Actual (Current) | End Target |
| Value | 0.00 | 37.60 | 37.60 | 22.00 |
| Date | 30-Nov-2017 | 24-Sep-2020 | 28-Feb-2021 | 31-Dec-2021 |
| Comments: | Data for 2018. data for 2019 will be available in November 2020. | | | |
| ► Strengthen systems for Health Technology Assessment (Text, Custom) | | | | |
| | Baseline | Actual (Previous) | Actual (Current) | End Target |
| Value | Limited institutional efficiency related to the decision making process in the area of drug reimbursement | Stakeholder groups defined in the Roadmap. Training according to their roles prepared, but delayed due to COVID-19 pandemic | Stakeholder groups defined in the Roadmap. Training according to their roles under way. Implementation of activities in accordance with implementation schedule defined in the Roadmap. | The linkage between national clinical practice guidelines and basic benefit package well established and functional. The new, robust and transparent, system of evidence based supported decision making process fully established and functional |
| Date | 30-Nov-2017 | 24-Sep-2020 | 28-Feb-2021 | 31-Dec-2021 |
| ► Strengthen systems for medical equipment maintenance (Text, Custom) | | | | |
| | Baseline | Actual (Previous) | Actual (Current) | End Target |
| Value | No national systems or policies in place, Medical equipment database in the IPH | Medical equipment registry set up within IHIS. | Medical equipment registry set up within IHIS and Entity established for oversight of medical equipment maintenance. | Budget allocated to expand maintenance system. National system(s) in use |
| Date | 16-Jan-2014 | 24-Sep-2020 | 28-Feb-2021 | 31-Dec-2021 |
| ► Annual training organized for health Roma mediators (Number, Custom) | | | | |
| | Baseline | Actual (Previous) | Actual (Current) | End Target |
| Value | 0.00 | 4.00 | 5.00 | 4.00 |
| Date | 30-Nov-2017 | 24-Sep-2020 | 28-Feb-2021 | 31-Dec-2021 |

3. Strengthen Quality of Service Delivery



| ▶ Number of clinical pathways developed (Number, Custom) | | | | |
|---|--|--|-----------------------------|---|
| | Baseline | Actual (Previous) | Actual (Current) | End Target |
| Value | 14.00 | 48.00 | 48.00 | 48.00 |
| Date | 16-Oct-2013 | 24-Sep-2020 | 28-Feb-2021 | 31-Dec-2021 |
| ▶ Number of health care institutions that have completed staff training on priority clinical pathways (Number, Custom) | | | | |
| | Baseline | Actual (Previous) | Actual (Current) | End Target |
| Value | 50.00 | 131.00 | 131.00 | 160.00 |
| Date | 16-Oct-2013 | 24-Sep-2020 | 28-Feb-2021 | 31-Dec-2021 |
| ▶ Ranking of health institutions according to quality criteria in place based on quality indicators in health care (Text, Custom) | | | | |
| | Baseline | Actual (Previous) | Actual (Current) | End Target |
| Value | Existing quality indicators | Improved quality indicators determined, new information under preparation/no ranking | Improved quality indicators | Ranking of health institutions according to quality criteria based on data from previous year/Yes |
| Date | 16-Jan-2014 | 24-Sep-2020 | 28-Feb-2021 | 31-Dec-2021 |
| ▶ Number of new linear accelerators installed at national level (Number, Custom) | | | | |
| | Baseline | Actual (Previous) | Actual (Current) | End Target |
| Value | 0.00 | 8.00 | 8.00 | 8.00 |
| Date | 16-Oct-2013 | 24-Sep-2020 | 28-Feb-2021 | 31-Dec-2021 |
| ▶ Percentage of adult diabetic patients in Dom Zdravljas with at least one determined value of glycosylated hemoglobin (HbA1c) in the last year (Percentage, Custom) | | | | |
| | Baseline | Actual (Previous) | Actual (Current) | End Target |
| Value | 45.00 | 44.10 | 44.10 | 50.00 |
| Date | 16-Oct-2013 | 24-Sep-2020 | 28-Feb-2021 | 31-Dec-2021 |
| Comments: | This indicator is mapped to components 2 and 3. The current value is for 2019; the 2020 value will be available mid-2021. | | | |
| ▶ Percentage of registered adult patients in DZs with hypertension under treatment whom in the last recorded blood pressure (measured in the preceding one year) is ≤ 140/90 mm Hg (Percentage, Custom) | | | | |
| | Baseline | Actual (Previous) | Actual (Current) | End Target |
| Value | 45.00 | 46.50 | 46.50 | 70.00 |



| | | | | |
|--|---|-------------------|------------------|-------------|
| Date | 16-Jan-2014 | 24-Sep-2020 | 28-Feb-2021 | 31-Dec-2021 |
| Comments: | This indicator is mapped to components 2 and 3. The current value is for 2019; the 2020 value will be available by mid-2021. | | | |
| ► Percentage of patients satisfied with the quality of care in PHC facilities (CE) (Percentage, Custom) | | | | |
| | Baseline | Actual (Previous) | Actual (Current) | End Target |
| Value | 78.00 | 80.07 | 80.07 | 80.00 |
| Date | 30-Nov-2017 | 24-Sep-2020 | 28-Feb-2021 | 31-Dec-2021 |
| Comments: | The current value is for 2019; the 2020 value will be available by mid-2021. | | | |



Overall Comments

The value date for indicators is based on the latest Second Serbia Health Project progress report submitted by the MOH/PCU before the virtual implementation support mission (March 29 - April 1, 2021).

Performance-Based Conditions

Data on Financial Performance

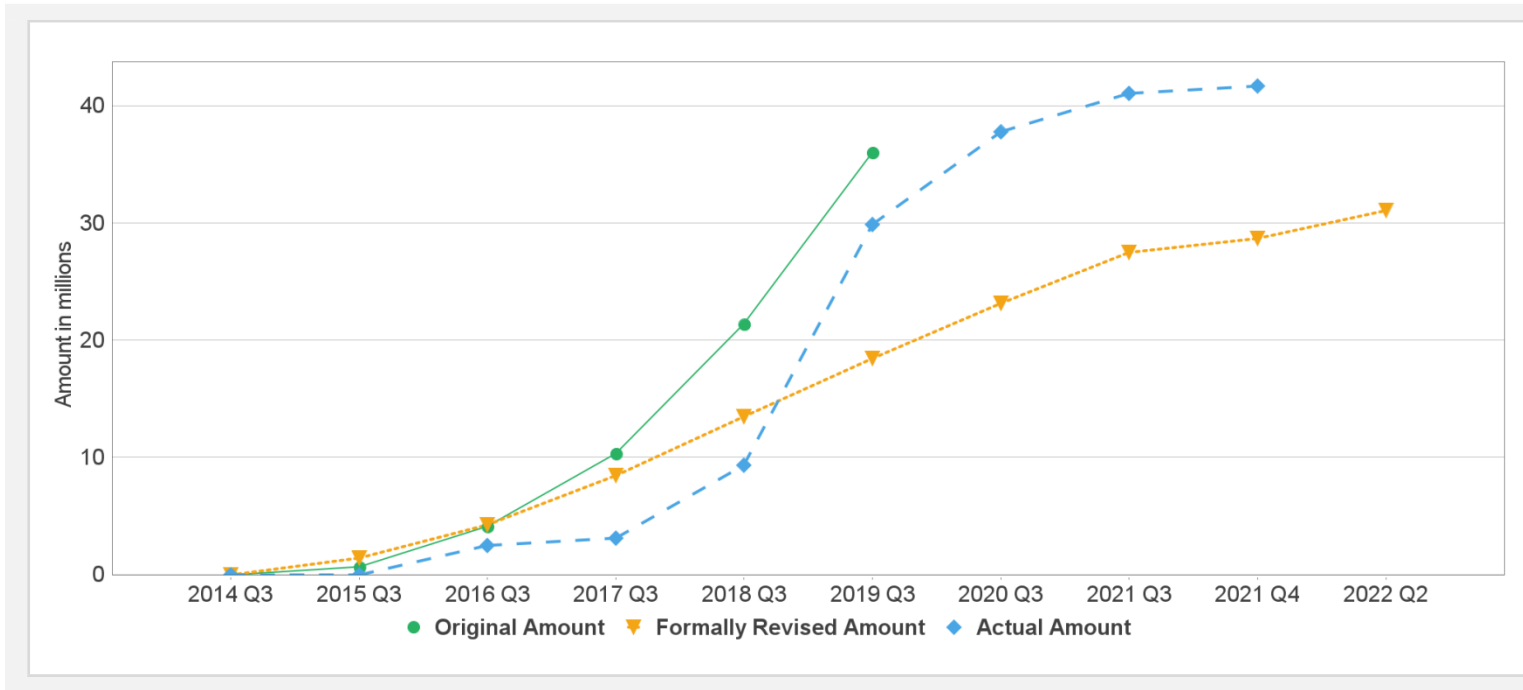
Disbursements (by loan)

| Project | Loan/Credit/TF | Status | Currency | Original | Revised | Cancelled | Disbursed | Undisbursed | % Disbursed |
|---------|----------------|-----------|----------|----------|---------|-----------|-----------|-------------|---|
| P129539 | IBRD-83380 | Effective | USD | 40.00 | 40.00 | 0.00 | 32.00 | 2.87 |  92% |
| P129539 | IBRD-88300 | Effective | USD | 31.10 | 31.10 | 0.00 | 9.87 | 20.27 |  33% |

Key Dates (by loan)

| Project | Loan/Credit/TF | Status | Approval Date | Signing Date | Effectiveness Date | Orig. Closing Date | Rev. Closing Date |
|---------|----------------|-----------|---------------|--------------|--------------------|--------------------|-------------------|
| P129539 | IBRD-83380 | Effective | 25-Feb-2014 | 10-Jul-2014 | 08-May-2015 | 30-Sep-2019 | 31-Dec-2021 |
| P129539 | IBRD-88300 | Effective | 20-Mar-2018 | 21-Mar-2018 | 24-Jul-2018 | 31-Dec-2021 | 31-Dec-2021 |

Cumulative Disbursements



PBC Disbursement

| PBC ID | PBC Type | Description | Coc | PBC Amount | Achievement Status | Disbursed amount in Coc | Disbursement % for PBC |
|--------|----------|-------------|-----|------------|--------------------|-------------------------|------------------------|
|--------|----------|-------------|-----|------------|--------------------|-------------------------|------------------------|

Restructuring History

Level 2 Approved on 14-Sep-2015

Related Project(s)

P166025-Additional Financing for Second Serbia Health Project