



## Senegal Safety Net operation (P133597)

AFRICA | Senegal | Social Protection & Labor Global Practice |  
IBRD/IDA | Investment Project Financing | FY 2014 | Seq No: 6 | ARCHIVED on 05-Jun-2017 | ISR27588 |

Implementing Agencies: Delegation Generale a la Protection Sociale et la Solidarite Nationale, Delegation a la protection sociale DGPSN, Ministere de l'Economie et des Finances et du Plan

### Key Dates

#### Key Project Dates

Bank Approval Date:29-Apr-2014

Effectiveness Date:07-Aug-2014

Planned Mid Term Review Date:20-Feb-2017

Actual Mid-Term Review Date:20-Feb-2017

Original Closing Date:30-Jun-2019

Revised Closing Date:30-Jun-2019

### Project Development Objectives

Project Development Objective (from Project Appraisal Document)

The development objectives of the proposed Project are to support the establishment of building blocks for the social safety net system and to provide targeted cash transfers to poor and vulnerable households.

Has the Project Development Objective been changed since Board Approval of the Project Objective?

Yes

Board Approved Revised Project Development Objective (If project is formally restructured)

The objectives of the Project are to: (a) support the establishment of building blocks for the social safety net system; and (b) increase the access of poor and vulnerable households to targeted and adaptive cash transfers programs.

### Components

Name

Support to the Development of the Social Safety Net System:(Cost \$9.40 M)

Support to Targeted Cash Transfer Programs for Poor and Vulnerable Households:(Cost \$42.15 M)

### Overall Ratings

Name	Previous Rating	Current Rating
Progress towards achievement of PDO	● Satisfactory	● Moderately Satisfactory
Overall Implementation Progress (IP)	● Moderately Satisfactory	● Moderately Satisfactory
Overall Risk Rating	● Substantial	● Substantial



## Implementation Status and Key Decisions

Project implementation has been underway for 31 months and has overall been moderately satisfactorily. The project management and progress towards PDO achievement continue to be assessed as satisfactory but the financial management and procurement continue to be assessed as being moderately satisfactory.

As of December 2016, 442 019 households were registered in the RNU (target 450 000). The Government is currently working on key aspects to improve the quality of the RNU's data, including (a) the revision of the questionnaire used to collect household data, (b) the elaboration of a methodology to categorize households, (c) the preparation of the complete update of the RNU in three regions in 2018, (d) the implementation of the MIS, and (e) information efforts to improve potential users' understanding, ownership and use of the RNU. A complete audit of the RNU's data is also an urgent task to boost quality.

By December 2016, the PNBSF reached its final target of about 300 000 beneficiary households. It made progress in the development of the material used for the promotion of good practices (material on health finalized and rolled out, material on education being printed, and material on civil registration under design). With these, the NGOs will be able to conduct all the promotion agenda of the PNBSF in 2017. In the near future, the PNBSF need to ensure (a) the respect of payment schedule and amounts, which was lacking late 2016 and early 2017; (b) the recruitment of social operators, since existing contracts expire early April 2017, and (c) the rolling out of the various modules of the MIS.

The preparation of the the Adaptive Social Protection additional financing is progressing well. For the response to shocks, two pilot programs will be implemented in 2017 to respond to lack of rain and to flooding or fire. They will be implemented by the *Secrétariat Exécutif du Conseil National à la Sécurité Alimentaire* (SE/CNSA); the food security agency (Commissariat à la Sécurité Alimentaire) and the national solidarity fund (*Fonds de Solidarité Nationale*). The productive component of the ASP is under preparation: localities for its implementation have been selected and the design of the impact evaluation has been finalized. Key operational documents are being finalized.

The Project's mid-term review was conducted in February 2017 and resulted in the following decisions: (1) suspend the verification of the education conditionality piloted with the education ministry, and to focus resources initially dedicated to this mechanism to activities of promotion of education and other good practices; (2) remove component 2.3 initially focused on the management of the PNBSF and to merge its content with component 1.2 focused more broadly on the institutional capacity of safety nets system's actors; (3) revise a few monitoring and evaluation indicators to reflect these adjustments; and (4) reallocate marginally resources between components.

## Risks

### Systematic Operations Risk-rating Tool

Risk Category	Rating at Approval	Previous Rating	Current Rating
Political and Governance	--	● Moderate	● Moderate
Macroeconomic	--	● Moderate	● Moderate
Sector Strategies and Policies	--	● Moderate	● Moderate
Technical Design of Project or Program	--	● Substantial	● Substantial
Institutional Capacity for Implementation and Sustainability	--	● Substantial	● Substantial
Fiduciary	--	● Substantial	● Substantial
Environment and Social	--	● Low	● Low
Stakeholders	--	● Moderate	● Moderate
Other	--	--	--
Overall	--	● Substantial	● Substantial



## Results

### Project Development Objective Indicators

#### ► Number of households enrolled in the RNU (Number, Custom)

	Baseline	Actual (Previous)	Actual (Current)	End Target
Value	60,000.00	442,019.00	442,019.00	450,000.00
Date	01-May-2014	28-Dec-2016	11-Apr-2017	30-Jun-2019

#### ► Percentage of PNBSF beneficiary households who live below the poverty line (Percentage, Custom)

	Baseline	Actual (Previous)	Actual (Current)	End Target
Value	0.00	--	--	80.00
Date	01-May-2014	31-Mar-2016	31-Mar-2016	30-Jun-2019

#### Comments

A survey is needed to inform this indicator. The data collected in the baseline survey of the impact evaluation will be used to inform it (the analysis is currently being done)

#### ► Percentage of female among beneficiaries of the PNBSF (Percentage, Custom)

	Baseline	Actual (Previous)	Actual (Current)	End Target
Value	50.00	50.00	50.00	50.00
Date	01-May-2014	28-Dec-2016	28-Dec-2016	30-Jun-2019

#### Overall Comments

### Intermediate Results Indicators



► Number of MOUs signed between the DGPSN and sectorial actors to define sectoral involvement in the PNBSF. (Number, Custom)

	Baseline	Actual (Previous)	Actual (Current)	End Target
Value	0.00	0.00	0.00	4.00
Date	01-May-2014	--	--	30-Jun-2019

► Share of households in the unique registry with complete information (Percentage, Custom)

	Baseline	Actual (Previous)	Actual (Current)	End Target
Value	65.00	--	--	80.00
Date	01-May-2014	--	--	30-Jun-2019

Comments

this indicator can not be calculated. It will be redefined in the restructuring

► Number of modules of the MIS PNBSF that are operational: beneficiary management, conditionality monitoring, payment, promotion and communication, grievance management, and adaptive intervention (Number, Custom)

	Baseline	Actual (Previous)	Actual (Current)	End Target
Value	0.00	1.00	1.00	6.00
Date	01-May-2014	31-Mar-2016	28-Apr-2017	30-Jun-2019

Comments

all modules are ready, but waiting for the MIS roll out



► Number of modules of the MIS of the RNU that are operational: geographic segmentation, geographic targeting, community targeting, categorical targeting, promotion and communication, grievance management (Number, Custom)

	Baseline	Actual (Previous)	Actual (Current)	End Target
Value	0.00	0.00	0.00	7.00
Date	15-Mar-2016	31-Mar-2016	28-Apr-2017	30-Jun-2019

Comments

All modules are ready, but waiting for the roll out of the MIS

► Utilization of a module of the RNU MIS for sectoral department to request data (Text, Custom)

	Baseline	Actual (Previous)	Actual (Current)	End Target
Value	0.00	0.00	0.00	YES
Date	15-Mar-2016	31-Mar-2016	28-Apr-2017	30-Jun-2019

Comments

the module will be developed in version 2 of the MIS

► Percentage of complaints and grievances of the PNBSF resolved without delay (Text, Custom)

	Baseline	Actual (Previous)	Actual (Current)	End Target
Value	0.00	MIS ready	not collected	60% cases resolved without delay
Date	01-May-2014	31-Mar-2016	28-Apr-2017	30-Jun-2019

Comments

waiting for the roll out of the MIS to monitor this indicator



► Percentage of complaints and grievances of the RNU resolved without delay (Percentage, Custom)

	Baseline	Actual (Previous)	Actual (Current)	End Target
Value	0.00	0.00	0.00	60.00
Date	15-Mar-2016	31-Mar-2016	28-Apr-2017	30-Jun-2019

Comments

waiting for the roll out of the MIS to monitor this indicator

► Adoption of an adaptation framework for social safety nets, describing social protection responses to shocks by the CIP/SNPS (Yes/No, Custom)

	Baseline	Actual (Previous)	Actual (Current)	End Target
Value	N	N	N	Y
Date	15-Mar-2016	31-Mar-2016	28-Apr-2017	30-Jun-2019

Comments

work on the respond to shocks tools and systems only started in march 2017

► Share of local committees who understand the objectives of the RNU (Percentage, Custom)

	Baseline	Actual (Previous)	Actual (Current)	End Target
Value	0.00	70.00	70.00	80.00
Date	15-Mar-2016	28-Dec-2016	29-Dec-2016	30-Jun-2019

Comments

waiting for a more recent community score card to update this indicator (planned in july 2017). The community score card is organized once a year



► Number of PNBSF beneficiary households (who have been registered) (Number, Custom)

	Baseline	Actual (Previous)	Actual (Current)	End Target
Value	48,000.00	145,262.00	145,262.00	248,000.00
Date	01-May-2014	28-Dec-2016	28-Dec-2016	30-Jun-2019

Comments

waiting for a more recent community score card to update this indicator (planned in july 2017). The community score card is organized once a year

► Percentage of PNBSF beneficiaries who know the program's parameters as mentioned in the community scorecard (on their rights and responsibilities with regard to conditionalities, program rules, and (Percentage, Custom)

	Baseline	Actual (Previous)	Actual (Current)	End Target
Value	0.00	43.00	43.00	80.00
Date	01-May-2014	--	--	30-Jun-2019

Comments

waiting for a more recent community score card to update this indicator (planned in july 2017). The community score card is organized once a year

► Share of PNBSF beneficiary households for which the education conditionality was monitored during the last quarter (in the area where this conditionality is implemented) (Percentage, Custom)

	Baseline	Actual (Previous)	Actual (Current)	End Target
Value	0.00	91.00	91.00	80.00
Date	17-Mar-2016	28-Dec-2016	28-Dec-2016	30-Jun-2019

Comments

the monitoring of the education conditionality stopped in sept. 2016. This aspect of the project will be removed in the restructuring



► Share of PNBSF beneficiary households for which the conditionality on attendance to the sensitization sessions was monitored during the last four sessions (Percentage, Custom)

	Baseline	Actual (Previous)	Actual (Current)	End Target
Value	0.00	93.00	93.00	80.00
Date	01-May-2014	31-Mar-2016	31-Mar-2016	30-Jun-2019

► Share of 6-12 years old in PNBSF beneficiaries households who respect the education conditionality (in the area where this conditionality is implemented) (Percentage, Custom)

	Baseline	Actual (Previous)	Actual (Current)	End Target
Value	0.00	0.00	0.00	75.00
Date	01-May-2014	17-Mar-2016	17-Mar-2016	30-Jun-2019

Comments

the monitoring of the education conditionality stopped in sept. 2016. This aspect of the project will be removed in the restructuring

► Share of PNBSF beneficiary households who attended the last four sensitization sessions (Percentage, Custom)

	Baseline	Actual (Previous)	Actual (Current)	End Target
Value	0.00	0.00	0.00	70.00
Date	01-May-2014	17-Mar-2016	17-Mar-2016	30-Jun-2019

Comments

need the MIS to calculate this indicator





► Percentage of PNBSF beneficiaries receiving payments according to the program manual (Text, Custom)

	Baseline	Actual (Previous)	Actual (Current)	End Target
Value	0.00	94.00	94.00	Base +20 p.p
Date	01-May-2014	28-Dec-2016	28-Dec-2016	30-Jun-2019

► Number of annual evaluations of the PNBSF on the basis of community score cards (Number, Custom)

	Baseline	Actual (Previous)	Actual (Current)	End Target
Value	0.00	1.00	1.00	4.00
Date	01-May-2014	28-Dec-2016	28-Dec-2016	30-Jun-2019

► Number of households benefiting from temporary transfers in response to shocks (Number, Custom)

	Baseline	Actual (Previous)	Actual (Current)	End Target
Value	0.00	0.00	0.00	11,500.00
Date	15-Mar-2016	15-Mar-2016	23-May-2017	30-Jun-2019

Comments

the temporary transfers will be implemented in july 2017

► Number of households in the RNU benefiting from productive transfers (Number, Custom)

	Baseline	Actual (Previous)	Actual (Current)	End Target
Value	0.00	0.00	0.00	20,000.00
Date	17-Mar-2016	17-Mar-2016	23-May-2017	30-Jun-2019





► Number of households in the RNU benefiting from productive accompanying measures. The measures include (a) the preferential inclusion of poor households in existing resilience programs and (b) accomp (Number, Custom)

	Baseline	Actual (Previous)	Actual (Current)	End Target
Value	0.00	0.00	0.00	50,000.00
Date	17-Mar-2016	17-Mar-2016	23-May-2017	30-Jun-2019

#### Overall Comments

### Data on Financial Performance

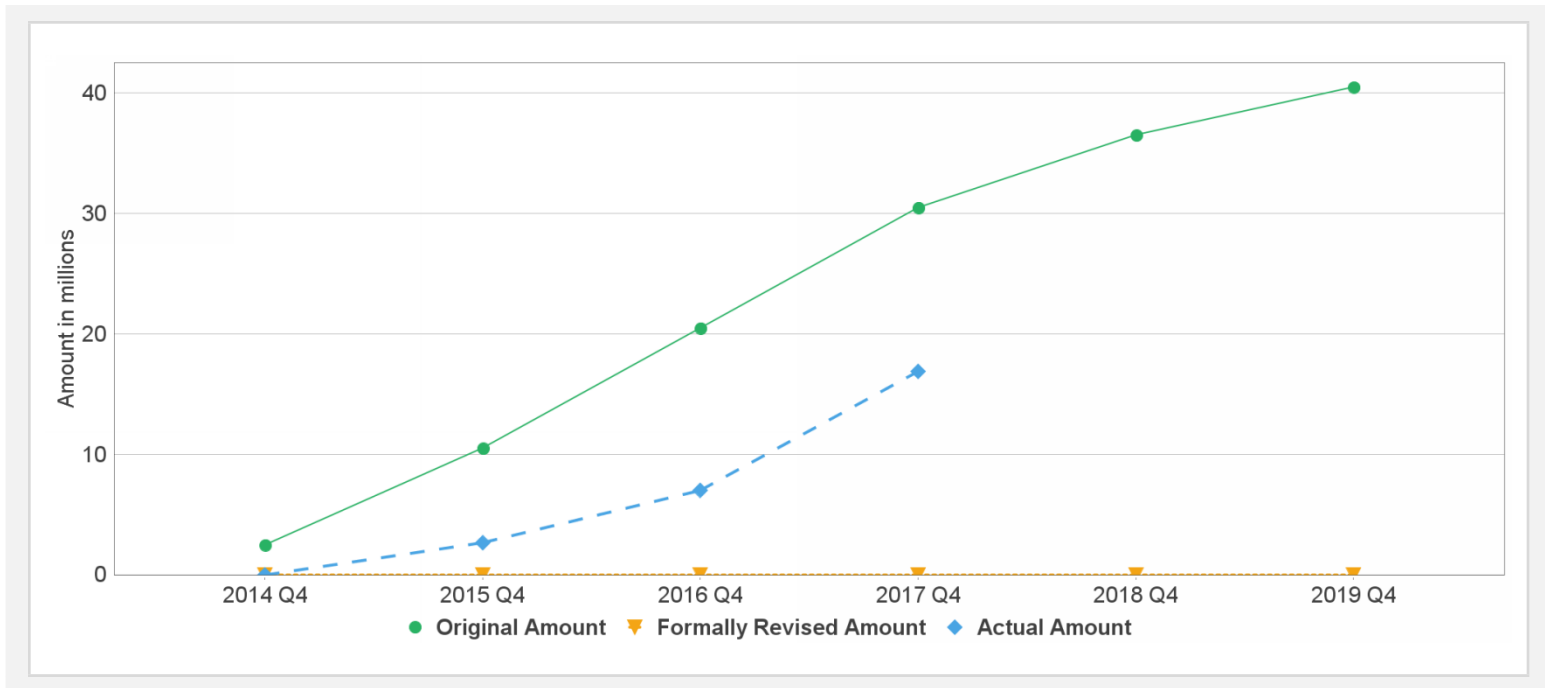
#### Disbursements (by loan)

Project	Loan/Credit/TF	Status	Currency	Original	Revised	Cancelled	Disbursed	Undisbursed	Disbursed
P133597	IDA-54330	Effective	USD	40.50	40.50	0.00	15.25	20.94	 38%
P133597	TF-A2849	Effective	USD	11.05	11.05	0.00	1.62	9.43	 15%

#### Key Dates (by loan)

Project	Loan/Credit/TF	Status	Approval Date	Signing Date	Effectiveness Date	Orig. Closing Date	Rev. Closing Date
P133597	IDA-54330	Effective	29-Apr-2014	30-May-2014	07-Aug-2014	30-Jun-2019	30-Jun-2019
P133597	TF-A2849	Effective	24-Aug-2016	08-Oct-2016	08-Oct-2016	29-Jun-2018	29-Jun-2018

#### Cumulative Disbursements



## Restructuring History

There has been no restructuring to date.

## Related Project(s)

P156160-Social Safety Net