



## Rio de Janeiro Sustainable Rural Development Project (P101508)

LATIN AMERICA AND CARIBBEAN | Brazil | Agriculture Global Practice |  
IBRD/IDA | Specific Investment Loan | FY 2010 | Seq No: 12 | ARCHIVED on 31-Dec-2015 | ISR21988 |

Implementing Agencies:

### Key Dates

#### Key Project Dates

Bank Approval Date:10-Sep-2009

Effectiveness Date:08-Mar-2010

Planned Mid Term Review Date:18-Aug-2014

Actual Mid-Term Review Date:11-Apr-2015

Original Closing Date:30-Nov-2015

Revised Closing Date:30-Nov-2018

### Project Development Objectives

Project Development Objective (from Project Appraisal Document)

The PDO is to increase the adoption of integrated and sustainable farming systems approaches in specific areas of the Borrower's territory, thus contributing to the higher-order objective of increasing small-scale farming productivity and competitiveness in those areas.

Has the Project Development Objective been changed since Board Approval of the Project Objective?

Yes

Board Approved Revised Project Development Objective (If project is formally restructured)

The objective of the Project is to increase the adoption of integrated and sustainable farming systems approaches in specific areas of the Borrower's territory and help re-establish an agricultural productive environment in areas of the Serrana Region affected by the January 2011 natural disaster, thus contributing to the higher-order objective of increasing small-scale farming productivity and competitiveness in those areas.

### Components

Name

Component 1: Supporting Rural Production and Competitiveness (US\$66.1 million):(Cost \$66.10 M)

Component 2: Strengthening Institutional Frameworks (US\$5.2 million):(Cost \$5.20 M)

Component 3: Project Coordination and Information Management (US\$7.6 million):(Cost \$7.60 M)

### Overall Ratings

Name	Previous Rating	Current Rating
Progress towards achievement of PDO	● Moderately Unsatisfactory	● Moderately Unsatisfactory
Overall Implementation Progress (IP)	● Moderately Unsatisfactory	● Moderately Unsatisfactory
Overall Risk Rating	--	● Moderate



## Implementation Status and Key Decisions

The Mid-Term Review (MTR) of the Project was carried out from April 11 to 18 and from May 4 to 15, 2015. As of December 2015, approximately 10,100 small farmers had adopted improved, sustainable agricultural practices with support from the project, covering an area of approximately 54,000 hectares. In order to accelerate project implementation, an action plan has been agreed, including a new operational strategy for field work, which should enable the project to reach a greater number of beneficiaries faster. Project objectives and targets will be adjusted and some adjustments to project activities have also been agreed upon to enable a greater focus on core activities, in particular in the field. The next Bank supervision mission is scheduled in February 2016.



## Risks

### Systematic Operations Risk-rating Tool

Risk Category	Rating at Approval	Previous Rating	Current Rating
Political and Governance	--	--	● Moderate
Macroeconomic	--	--	● Substantial
Sector Strategies and Policies	--	--	● Low
Technical Design of Project or Program	--	--	● Substantial
Institutional Capacity for Implementation and Sustainability	--	--	● Moderate
Fiduciary	--	--	● Substantial
Environment and Social	--	--	● Low
Stakeholders	--	--	● Low



Other	--	--	● Low
Overall	--	--	● Moderate

## Results

### Project Development Objective Indicators

#### ► Number of small farmers (at least 50% in targeted areas) transitioned towards more productive farming systems (Number, Custom)

	Baseline	Actual (Previous)	Actual (Current)	End Target
Value	0.00	10105.00	10105.00	47000.00
Date	01-Oct-2010	31-Dec-2014	31-May-2015	30-Nov-2018

#### Comments

Please note that the definition of the indicator is being clarified as part of project restructuring, which may change the "actual" number.

#### ► No. of small farmers included in (or with improved links to) at least one value-chain (Number, Custom)

	Baseline	Actual (Previous)	Actual (Current)	End Target
Value	10.00	891.00	891.00	2600.00
Date	01-Oct-2010	31-Dec-2014	31-May-2015	30-Nov-2018

#### Comments

Please note that this indicator will be dropped due to difficulties with definition and measurement.

#### ► Area of agricultural lands under improved production systems (Hectares) (Number, Custom)

	Baseline	Actual (Previous)	Actual (Current)	End Target
Value	0.00	49073.00	54069.00	180000.00
Date	01-Oct-2010	31-Dec-2014	31-Oct-2015	30-Nov-2018

### Overall Comments



### Intermediate Results Indicators

#### ► MIS established and operating (Text, Custom)

	Baseline	Actual (Previous)	Actual (Current)	End Target
Value	GEF MIS	MIS operating	MIS operating	MIS effectively operating
Date	01-Oct-2010	31-Dec-2014	22-Dec-2015	30-Nov-2018

#### ► M&E system established and effectively collecting and analyzing relevant information (Text, Custom)

	Baseline	Actual (Previous)	Actual (Current)	End Target
Value	GEF M&E system established	M&E system operating	M&E system operating	M&E system fully established and operating
Date	01-Oct-2010	31-Dec-2014	22-Dec-2015	30-Nov-2018

#### ► PIU structure functioning across all levels (Text, Custom)

	Baseline	Actual (Previous)	Actual (Current)	End Target
Value	Decree to restructure existing GEF PIU	PIU operating	PIU operating	PIU operating efficiently
Date	01-Oct-2010	31-Dec-2014	22-Dec-2015	30-Nov-2018

#### ► Number of participatory research projects carried out in support of sustainable rural development (Number, Custom)

	Baseline	Actual (Previous)	Actual (Current)	End Target
Value	21.00	42.00	44.00	50.00
Date	01-Oct-2010	31-Dec-2014	22-Dec-2015	30-Nov-2018



## ▶ No. of small farmer investment proposals financed with the participation of the ESS (Number, Custom)

	Baseline	Actual (Previous)	Actual (Current)	End Target
Value	0.00	41.00	42.00	60.00
Date	01-Oct-2010	31-Dec-2014	22-Dec-2015	30-Nov-2018

## ▲ Amount (US\$) leveraged for small farmer investment subprojects (Amount(USD), Custom Supplement)

	Baseline	Actual (Previous)	Actual (Current)	End Target
Value	0.00	13619488.00	13619488.00	1000000.00

## ▶ An economic sustainability system established (Number, Custom)

	Baseline	Actual (Previous)	Actual (Current)	End Target
Value	0.00	0.00	0.00	1.00
Date	01-Oct-2010	31-Dec-2014	22-Dec-2015	30-Nov-2018

## ▶ Number of Microcatchment Development Plans (MDP) formulated and negotiated (Number, Custom)

	Baseline	Actual (Previous)	Actual (Current)	End Target
Value	50.00	194.00	231.00	366.00
Date	01-Oct-2010	31-Dec-2014	22-Dec-2015	30-Nov-2018



► Number of new MDC established or strengthened (Number, Custom)

	Baseline	Actual (Previous)	Actual (Current)	End Target
Value	0.00	213.00	213.00	366.00
Date	01-Oct-2010	31-Dec-2014	22-Dec-2015	30-Nov-2018

► Number of stakeholders participating in development committees across all levels (Number, Custom)

	Baseline	Actual (Previous)	Actual (Current)	End Target
Value	1000.00	5246.00	5246.00	8000.00
Date	01-Oct-2010	31-Dec-2014	22-Dec-2015	30-Nov-2018

► Number of beneficiaries trained in key project concept (Number, Custom)

	Baseline	Actual (Previous)	Actual (Current)	End Target
Value	0.00	29005.00	15028.00	87240.00
Date	01-Oct-2010	31-Dec-2014	22-Dec-2015	30-Nov-2018

Comments

This has been revisited as there was some double-counting (same people trained several times). The end-target will be revised accordingly through project restructuring.

▲ Number of women beneficiary trained in key project concept (Number, Custom Breakdown)

	Baseline	Actual (Previous)	Actual (Current)	End Target
Value	--	--	--	--
Date	--	--	--	--



► All resources related to emergency operations disbursed one year after disaster (US\$) (Amount(USD), Custom)

	Baseline	Actual (Previous)	Actual (Current)	End Target
Value	0.00	14.00	14.00	18.77
Date	01-Feb-2011	31-Dec-2014	22-Dec-2015	30-Nov-2016

► Number of cooperation arrangements established to implement joint activities (Number, Custom)

	Baseline	Actual (Previous)	Actual (Current)	End Target
Value	0.00	10.00	10.00	4.00
Date	01-Oct-2010	31-Dec-2014	22-Dec-2015	30-Nov-2018

► Number of institutional strengthening subprojects implemented (Number, Custom)

	Baseline	Actual (Previous)	Actual (Current)	End Target
Value	0.00	4.00	4.00	20.00
Date	01-Oct-2010	31-Dec-2014	22-Dec-2015	30-Nov-2018

► A strategy and action plan (ISP) formulated to strengthen rural institutions in the State of Rio de Janeiro (Number, Custom)

	Baseline	Actual (Previous)	Actual (Current)	End Target
Value	0.00	1.00	1.00	1.00
Date	01-Oct-2010	31-Dec-2014	22-Dec-2015	30-Nov-2016





► Number of emergency investment proposals financed (Number, Custom)

	Baseline	Actual (Previous)	Actual (Current)	End Target
Value	0.00	2277.00	2277.00	2300.00
Date	01-Feb-2011	31-Dec-2014	22-Dec-2015	30-Nov-2016

► Number of investment proposals (subprojects) financed (Number, Custom)

	Baseline	Actual (Previous)	Actual (Current)	End Target
Value	0.00	12085.00	10946.00	40300.00
Date	01-Oct-2010	31-Dec-2014	31-Dec-2014	30-Nov-2018



Comments

The definition of this indicator has been clarified which explains the change compared to previous.

Overall Comments

## Data on Financial Performance

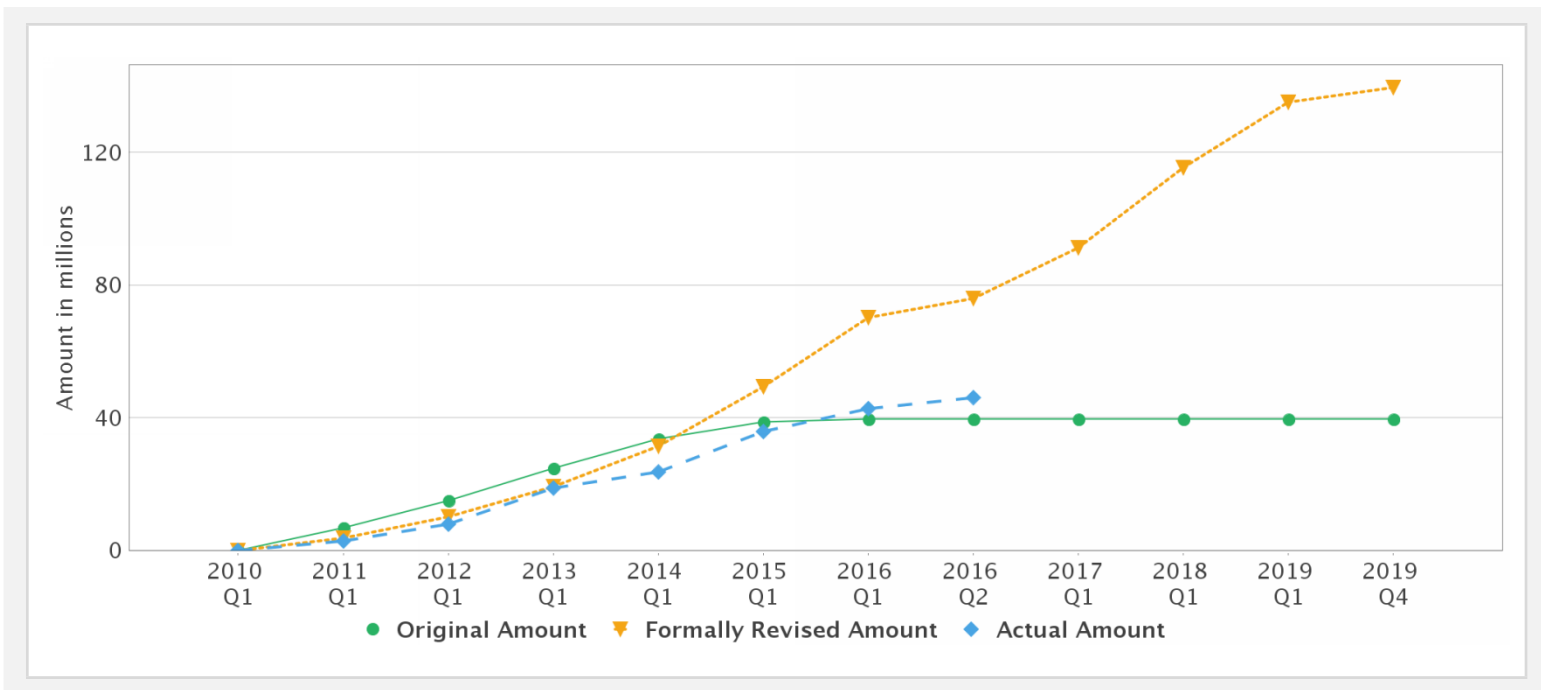
### Disbursements (by loan)

Project	Loan/Credit/TF	Status	Currency	Original	Revised	Cancelled	Disbursed	Undisbursed	Disbursed
P101508	IBRD-77730	Effective	USD	39.50	39.50	0.00	36.14	3.36	 91%
P101508	IBRD-82000	Effective	USD	100.00	100.00	0.00	10.08	89.92	 10%

### Key Dates (by loan)

Project	Loan/Credit/TF	Status	Approval Date	Signing Date	Effectiveness Date	Orig. Closing Date	Rev. Closing Date
P101508	IBRD-77730	Effective	10-Sep-2009	14-Dec-2009	08-Mar-2010	30-Nov-2015	30-Nov-2016
P101508	IBRD-82000	Effective	06-Nov-2012	19-Aug-2013	03-Oct-2013	30-Nov-2018	30-Nov-2018

### Cumulative Disbursements



### Restructuring History

Level Approved on 27-Oct-2011 ,Level 2 Approved on 22-May-2013 ,Level 2 Approved on 29-Jun-2015

### Related Project(s)

P126684-Additional Financing - Rio de Janeiro Sustainable Rural Development