



Color Key

Improvement

Deterioration

No Change

The gender data landscape highlights opportunities for enhancing gender equality outcomes in Syrian Arab Republic to support productivity and wealth gains, reduce poverty and increase shared prosperity.

Click the indicators below to explore the [World Bank Gender Data Portal](#).

		Latest*		Comparison		
		Year	Value	MNA	LIC	World
Progress in ending all forms of gender-based violence						
Proportion of women subjected to physical and/or sexual violence in the last 12 months (% of ever partnered women ages 15-49)	Female	NA	NA	15.3	22.5	NA
Women who were first married by 18 (% of women 20-24)	Female	2006	13.3	NA	NA	NA
Adolescent fertility rate (births per 1,000 women 15-19)		2023	38.9	38.8	96.7	39.1
Stronger and more resilient human capital						
Learning poverty: Share of children at the end-of-primary age below minimum reading proficiency (%)	Female	NA	NA	54.1	92.2	50.0
	Male	NA	NA	65.5	91.5	53.7
Lower secondary completion rate (% of relevant group)	Female	2023	46.0	77.5	38.3	74.8
	Male	2023	38.9	75.9	43.0	74.6
Female share of graduates from STEM programs, tertiary (%)		2016	49.5	NA	NA	NA
Maternal mortality ratio (modeled estimate per 100,000 live births)		2023	20.0	47.0	346	197
Contraceptive prevalence, any modern method (% of married women 15-49)		2009	37.5	38.5	20.7	54.1
Fraction of children under 5 not stunted	Female	NA	NA	NA	NA	NA
	Male	NA	NA	NA	NA	NA
Mortality from cardiovascular disease, cancer, diabetes, or chronic respiratory disease between ages 30 and 70 (%)	Female	2021	17.8	19.4	23.0	15.6
	Male	2021	25.3	22.0	26.0	21.0
More and better jobs, including jobs of the future						
Labor force participation rate (% 15+)	Female	2024	13.3	19.2	53.0	49.1
	Male	2024	62.8	73.0	72.4	73.2
Wage and salaried workers (% of employment)	Female	2023	89.4	57.6	12.4	52.6
	Male	2023	61.2	61.8	25.7	51.6
Employment in agriculture (% of employment)	Female	2023	8.15	33.9	63.6	25.9
	Male	2023	16.3	18.9	51.3	26.2
Vulnerable employment (% of employment)	Female	2023	10.4	41.3	85.4	45.1
	Male	2023	37.5	34.9	70.2	43.4
Share of youth not in education, employment or training (% of youth population)	Female	NA	NA	49.5	NA	NA
	Male	NA	NA	16.1	NA	NA
Youth unemployment (% of labor force 15-24)	Female	2024	47.9	29.6	13.0	15.3
	Male	2024	27.8	16.8	11.0	13.2
Percentage of women's economic rights (%)		2023	40.0	54.7	67.8	77.9
Greater ownership and use of economic assets						
Received a public sector pension (% age 15+)	Female	NA	NA	6.40	1.85	9.93
	Male	NA	NA	10.2	2.88	8.83
Account at a financial institution (% age 15+)	Female	2011	19.6	36.4	40.6	76.6
	Male	2011	26.8	57.2	52.5	80.9
Saved at a financial institution or using a mobile money account (% 15+)	Female	NA	NA	NA	22.1	NA
	Male	NA	NA	NA	33.3	NA
Wider access to and use of enabling services						
Individuals using the Internet (% of population)	Female	NA	NA	72.4	17.5	61.6
	Male	NA	NA	78.4	30.0	67.2
Used a mobile phone or the internet to pay bills (% age 15+)	Female	NA	NA	13.5	9.05	31.8
	Male	NA	NA	22.1	13.1	37.0
Advances in women's participation in decision-making						
Female share of employment in senior and middle management (%)		NA	NA	NA	NA	NA
Firms with female participation in ownership (% of firms)		2009	14.4	15.1	24.8	33.9
Proportion of seats held by women in national parliaments (%)		2024	9.60	17.2	22.7	27.0
Proportion of women in ministerial level positions (%)		2023	12.0	13.4	22.7	22.9

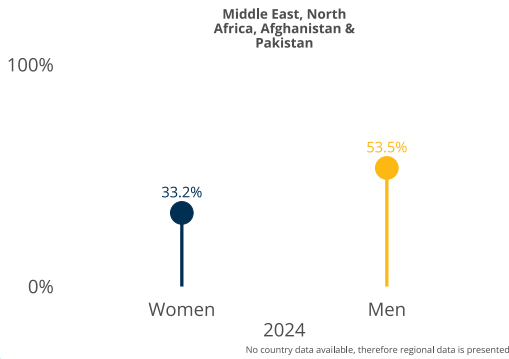
* Latest value shows the latest available country value for the indicator. Color coding of the latest country value represents a more than 10 percent change upward or downward from the country's baseline value from 10 years (+/- 2 years) prior to latest value. No coloring applied whenever there is no data for baseline or when latest available value is prior to 2020.
 * Since July 1, 2025, Afghanistan and Pakistan are classified as part of the Middle East and North Africa region, moving them from South Asia.





Account ownership unlocks access to financial products

Women have lower account ownership | Adults with an account (%)

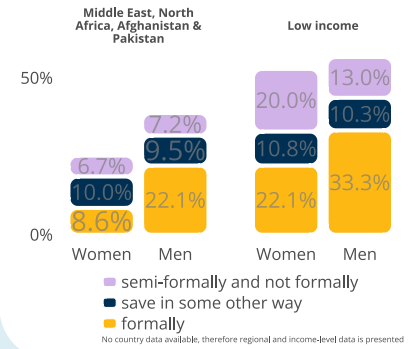


Women in the labor force are more likely to have an account

56% of women who are in the labor force have a bank account, but only **25%** of women out of the labor force have a bank account

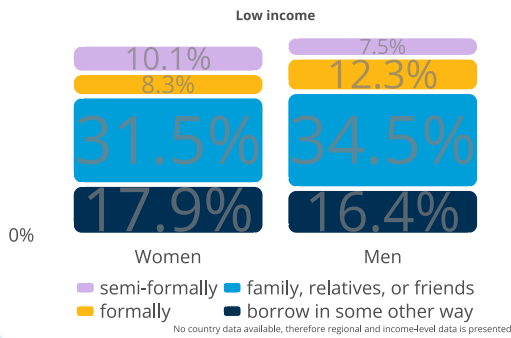
* No country data available, therefore regional data is presented.

Fewer women than men are saving formally | Adults saving any money in the past year (%)

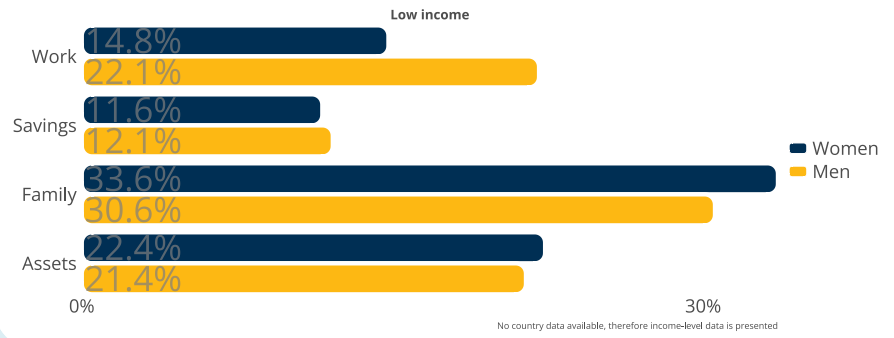


Access to capital helps build businesses and create jobs

Fewer women than men are borrowing from formal financial institutions | Adults borrowing any money in the past year (%)

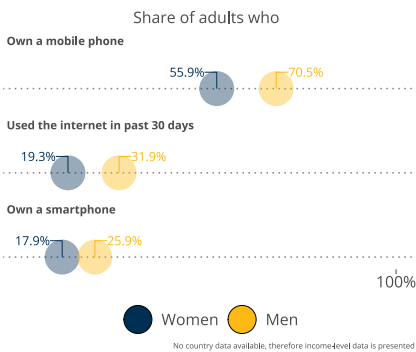


Men are more likely than women to be able to fall back on income from their job when facing unforeseen financial expenses | Adults identifying the source of emergency money (%)

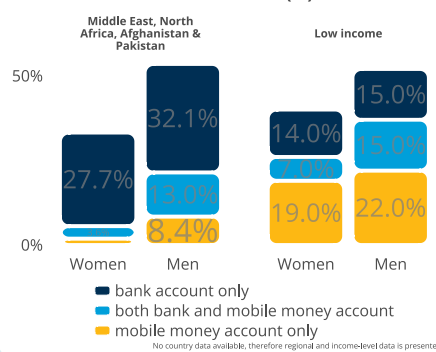


Digital connectivity can unlock and accelerate access to finance and jobs

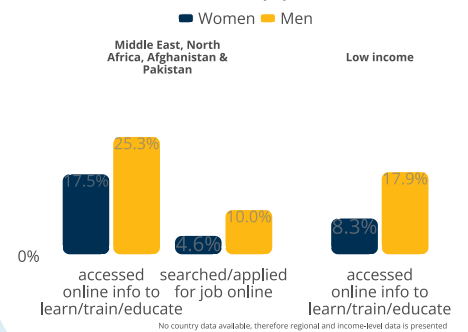
Rates of mobile phone ownership and internet use are higher among men than women.



Mobile money can accelerate financial inclusion | Type of account for adults with an account (%)



Mobile technology increases access to job and learning opportunities | Share of adults who engaged in online activities (%)



Learn More

Gender

- World Bank Group Gender Strategy 2024-2030
- World Bank Gender Data Portal

Financial Inclusion

- Women Entrepreneurs Finance Initiative (We-Fi)
- The Global Findex Database

Digital Inclusion

- Using Digital Solutions to Address Barriers to Female Entrepreneurship
- Increasing Access to Technology for Inclusion