



Color Key

Improvement

Deterioration

No Change

The gender data landscape highlights opportunities for enhancing gender equality outcomes in Algeria to support productivity and wealth gains, reduce poverty and increase shared prosperity.

Click the indicators below to explore the [World Bank Gender Data Portal](#).

		Latest*		Comparison		
		Year	Value	MNA	UMC	World
Progress in ending all forms of gender-based violence						
Proportion of women subjected to physical and/or sexual violence in the last 12 months (% of ever partnered women ages 15-49)	Female	NA	NA	15.3	8.75	NA
Women who were first married by 18 (% of women 20-24)	Female	2019	3.80	NA	NA	NA
Adolescent fertility rate (births per 1,000 women 15-19)		2023	8.70	38.8	23.4	39.1
Stronger and more resilient human capital						
Learning poverty: Share of children at the end-of-primary age below minimum reading proficiency (%)	Female	2007	66.4	54.1	14.2	50.0
	Male	2007	69.5	65.5	17.2	53.7
Lower secondary completion rate (% of relevant group)	Female	2023	93.4	77.5	90.8	74.8
	Male	2023	74.9	75.9	87.8	74.6
Female share of graduates from STEM programs, tertiary (%)		2018	58.2	NA	NA	NA
Maternal mortality ratio (modeled estimate per 100,000 live births)		2023	62.0	47.0	57.0	197
Contraceptive prevalence, any modern method (% of married women 15-49)		2019	44.9	38.5	73.7	54.1
Fraction of children under 5 not stunted	Female	2020	0.89	NA	NA	NA
	Male	2020	0.87	NA	NA	NA
Mortality from cardiovascular disease, cancer, diabetes, or chronic respiratory disease between ages 30 and 70 (%)	Female	2021	12.8	19.4	13.2	15.6
	Male	2021	13.8	22.0	20.0	21.0
More and better jobs, including jobs of the future						
Labor force participation rate (% 15+)	Female	2024	14.0	19.2	53.5	49.1
	Male	2024	66.5	73.0	72.6	73.2
Wage and salaried workers (% of employment)	Female	2023	74.9	57.6	57.9	52.6
	Male	2023	66.7	61.8	56.7	51.6
Employment in agriculture (% of employment)	Female	2023	3.18	33.9	17.2	25.9
	Male	2023	10.4	18.9	22.8	26.2
Vulnerable employment (% of employment)	Female	2023	23.2	41.3	39.5	45.1
	Male	2023	28.2	34.9	38.3	43.4
Share of youth not in education, employment or training (% of youth population)	Female	2017	31.7	49.5	21.2	NA
	Male	2017	10.9	16.1	13.4	NA
Youth unemployment (% of labor force 15-24)	Female	2024	45.8	29.6	18.3	15.3
	Male	2024	26.8	16.8	16.2	13.2
Percentage of women's economic rights (%)		2023	57.5	54.7	78.3	77.9
Greater ownership and use of economic assets						
Received a public sector pension (% age 15+)	Female	2021	7.63	6.40	8.73	9.93
	Male	2021	12.5	10.2	7.55	8.83
Account at a financial institution (% age 15+)	Female	2024	18.1	36.4	82.5	76.6
	Male	2024	51.9	57.2	85.6	80.9
Saved at a financial institution or using a mobile money account (% 15+)	Female	2024	10.0	NA	52.7	NA
	Male	2024	22.8	NA	58.0	NA
Wider access to and use of enabling services						
Individuals using the Internet (% of population)	Female	2018	42.9	72.4	75.8	61.6
	Male	2018	55.1	78.4	77.3	67.2
Used a mobile phone or the internet to pay bills (% age 15+)	Female	2021	3.19	13.5	60.6	31.8
	Male	2021	3.94	22.1	63.1	37.0
Advances in women's participation in decision-making						
Female share of employment in senior and middle management (%)		NA	NA	NA	NA	NA
Firms with female participation in ownership (% of firms)		2007	15.0	15.1	35.9	33.9
Proportion of seats held by women in national parliaments (%)		2024	7.86	17.2	27.2	27.0
Proportion of women in ministerial level positions (%)		2024	13.3	13.4	20.3	22.9

* Latest value shows the latest available country value for the indicator. Color coding of the latest country value represents a more than 10 percent change upward or downward from the country's baseline value from 10 years (+/- 2 years) prior to latest value. No coloring applied whenever there is no data for baseline or when latest available value is prior to 2020.
* Since July 1, 2025, Afghanistan and Pakistan are classified as part of the Middle East and North Africa region, moving them from South Asia.

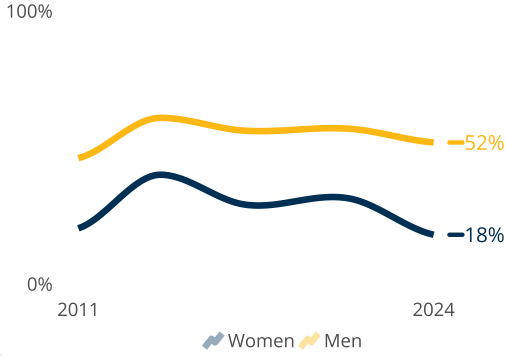
Notes: (1) Algeria is part of the Middle East, North Africa, Afghanistan and Pakistan (MNA) region and an upper middle income country (UMC) as classified by The World Bank Group. Peer Comparison shows how Algeria performs relative to its peers in the region, income group, and the world. (2) Data and definitions can be found on the [Gender Data Portal](#). Data is as of September 28, 2025.





Account ownership unlocks access to financial products

The gap in account ownership has widened since 2021 | Adults with an account (%)

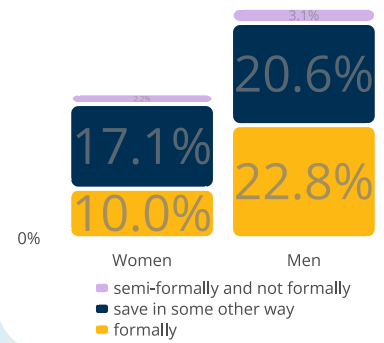


Women in the labor force are more likely to have an account

49%
of women who are in the labor force have a bank account, but only

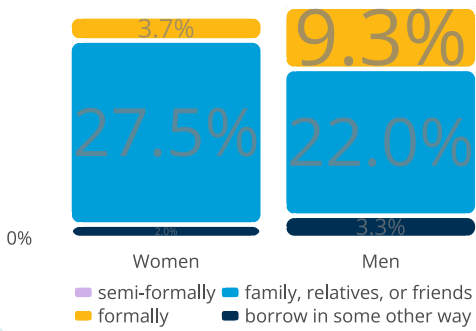
12%
of women out of the labor force have a bank account

Fewer women than men are saving formally | Adults saving any money in the past year (%)

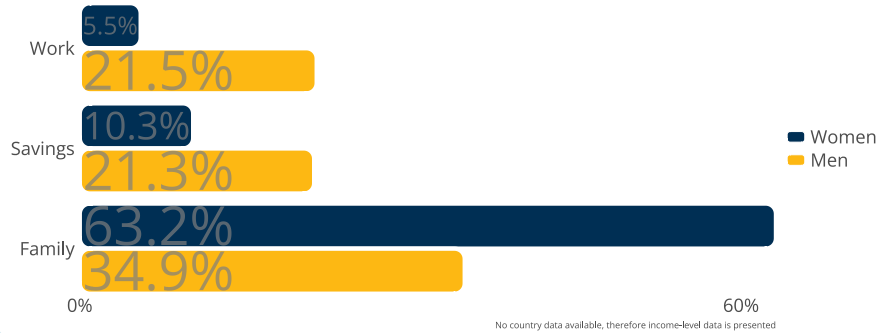


Access to capital helps build businesses and create jobs

Fewer women than men are borrowing from formal financial institutions | Adults borrowing any money in the past year (%)

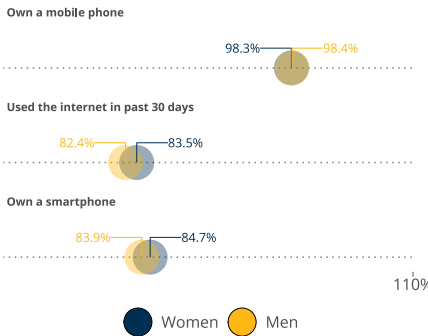


Men are more likely than women to be able to fall back on income from their job when facing unforeseen financial expenses | Adults identifying the source of emergency money (%)

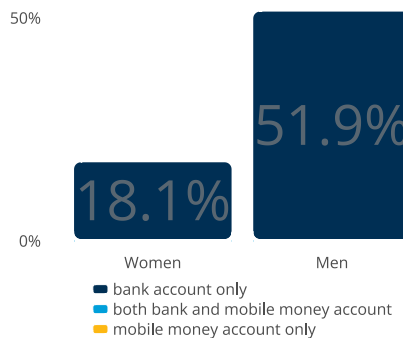


Digital connectivity can unlock and accelerate access to finance and jobs

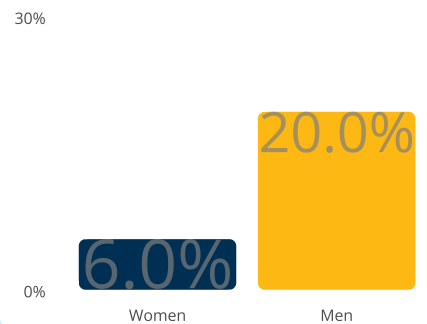
Women's mobile phone ownership and internet use is almost on par with men | Share of adults who



Mobile money can accelerate financial inclusion | Type of account for adults with an account (%)



Mobile technology increases access to job and learning opportunities | Share of adults who made or received a digital payment (%)



Learn More

Gender

- World Bank Group Gender Strategy 2024-2030
- World Bank Gender Data Portal

Financial Inclusion

- Women Entrepreneurs Finance Initiative (We-Fi)
- The Global Findex Database

Digital Inclusion

- Using Digital Solutions to Address Barriers to Female Entrepreneurship
- Increasing Access to Technology for Inclusion

Sources: Global Findex Database 2025. Since July 1, 2025, Afghanistan and Pakistan are classified as part of the Middle East and North Africa region, moving them from South Asia.