



Color Key

Improvement

Deterioration

No Change

The gender data landscape highlights opportunities for enhancing gender equality outcomes in Republic of Congo to support productivity and wealth gains, reduce poverty and increase shared prosperity.

Click the indicators below to explore the [World Bank Gender Data Portal](#).

		Year	Latest*	Comparison		
			Value	SSA	LMC	World
Progress in ending all forms of gender-based violence						
Proportion of women subjected to physical and/or sexual violence in the last 12 months (% of ever partnered women ages 15-49)	Female	NA	NA	20.3	16.9	NA
Women who were first married by 18 (% of women 20-24)	Female	2015	27.3	NA	NA	NA
Adolescent fertility rate (births per 1,000 women 15-19)		2023	110	93.4	42.0	39.1
Stronger and more resilient human capital						
Learning poverty: Share of children at the end-of-primary age below minimum reading proficiency (%)	Female	2019	65.5	85.9	57.9	50.0
	Male	2019	74.2	86.8	61.3	53.7
Lower secondary completion rate (% of relevant group)	Female	2023	64.6	44.1	69.3	74.8
	Male	2012	49.1	47.0	68.6	74.6
Female share of graduates from STEM programs, tertiary (%)		2017	20.8	NA	NA	NA
Maternal mortality ratio (modeled estimate per 100,000 live births)		2023	241	448	235	197
Contraceptive prevalence, any modern method (% of married women 15-49)		2015	18.3	27.8	47.6	54.1
Fraction of children under 5 not stunted	Female	2020	0.80	NA	NA	NA
	Male	2020	0.78	NA	NA	NA
Mortality from cardiovascular disease, cancer, diabetes, or chronic respiratory disease between ages 30 and 70 (%)	Female	2021	21.0	20.8	21.4	15.6
	Male	2021	21.4	22.0	24.4	21.0
More and better jobs, including jobs of the future						
Labor force participation rate (% 15+)	Female	2024	66.3	64.9	40.9	49.1
	Male	2024	69.7	75.4	76.5	73.2
Wage and salaried workers (% of employment)	Female	2023	10.1	16.5	26.4	52.6
	Male	2023	37.7	27.4	34.8	51.6
Employment in agriculture (% of employment)	Female	2023	29.9	47.7	47.0	25.9
	Male	2023	30.4	50.2	35.1	26.2
Vulnerable employment (% of employment)	Female	2023	89.4	79.6	71.3	45.1
	Male	2023	60.7	64.3	59.5	43.4
Share of youth not in education, employment or training (% of youth population)	Female	2009	22.8	NA	33.8	NA
	Male	2009	21.6	NA	12.0	NA
Youth unemployment (% of labor force 15-24)	Female	2024	39.0	10.9	15.2	15.3
	Male	2024	41.0	9.21	12.5	13.2
Percentage of women's economic rights (%)		2023	58.1	74.0	71.6	77.9
Greater ownership and use of economic assets						
Women who do not own land (% of women 15-49)	Female	2012	84.9	NA	NA	NA
Men who do not own land (% of men)	Male	NA	NA	NA	NA	NA
Account at a financial institution (% age 15+)	Female	2024	50.6	52.3	67.6	76.6
	Male	2024	60.6	64.4	73.2	80.9
Saved at a financial institution or using a mobile money account (% 15+)	Female	2024	21.6	NA	22.2	NA
	Male	2024	35.6	NA	30.0	NA
Wider access to and use of enabling services						
Individuals using the Internet (% of population)	Female	NA	NA	28.4	44.5	61.6
	Male	NA	NA	38.9	54.8	67.2
Used a mobile phone or the internet to pay bills (% age 15+)	Female	2021	10.7	14.1	12.5	31.8
	Male	2021	9.01	19.4	20.0	37.0
Advances in women's participation in decision-making						
Female share of employment in senior and middle management (%)		NA	NA	NA	NA	NA
Firms with female participation in ownership (% of firms)		2024	22.9	30.1	29.5	33.9
Proportion of seats held by women in national parliaments (%)		2024	14.6	26.9	23.5	27.0
Proportion of women in ministerial level positions (%)		2024	22.2	23.6	18.1	22.9

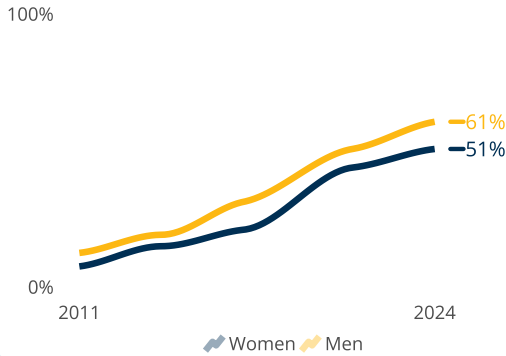
* Latest value shows the latest available country value for the indicator. Color coding of the latest country value represents a more than 10 percent change upward or downward from the country's baseline value from 10 years (+/- 2 years) prior to latest value. No coloring applied whenever there is no data for baseline or when latest available value is prior to 2020.





Account ownership unlocks access to financial products

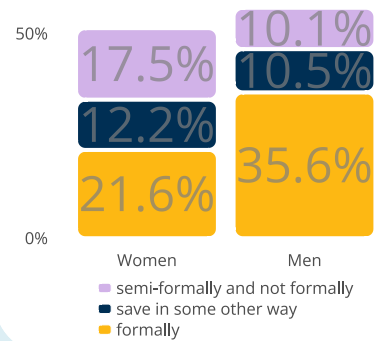
The gap in account ownership has widened since 2021 | Adults with an account (%)



Women in the labor force are more likely to have an account

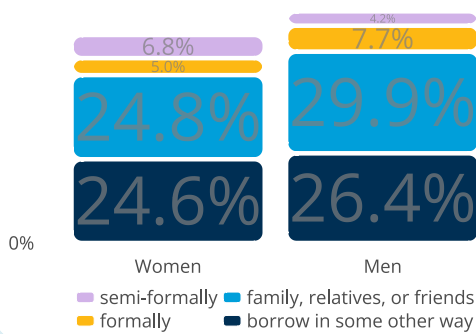
61% of women who are in the labor force have a bank account, but only **40%** of women out of the labor force have a bank account

Fewer women than men are saving formally | Adults saving any money in the past year (%)

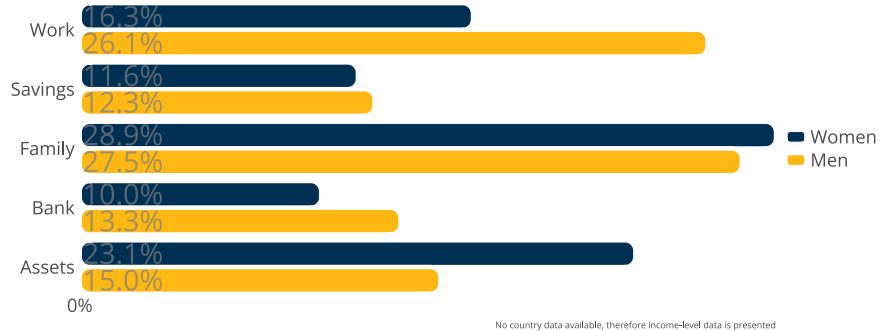


Access to capital helps build businesses and create jobs

Fewer women than men are borrowing from formal financial institutions | Adults borrowing any money in the past year (%)

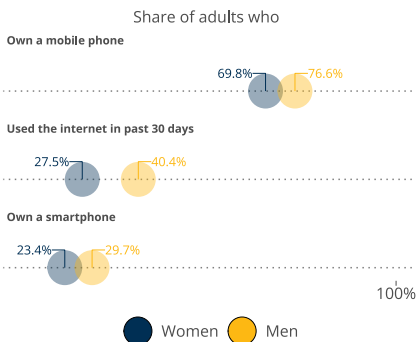


Men are more likely than women to be able to fall back on income from their job when facing unforeseen financial expenses | Adults identifying the source of emergency money (%)

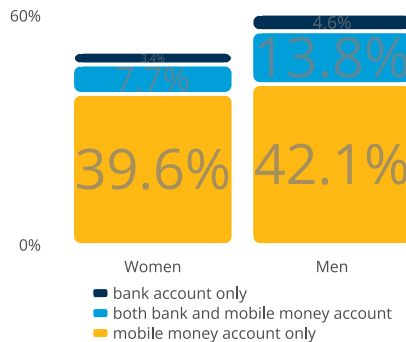


Digital connectivity can unlock and accelerate access to finance and jobs

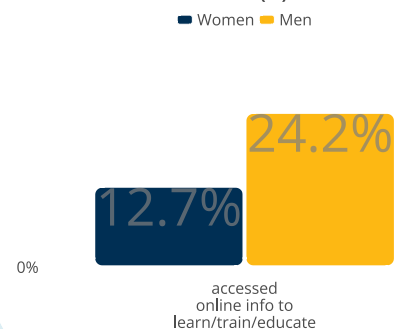
Rates of mobile phone ownership and internet use are higher among men than women.



Mobile money can accelerate financial inclusion | Type of account for adults with an account (%)



Mobile technology increases access to job and learning opportunities | Share of adults who engaged in online activities (%)



Learn More

Gender

- World Bank Group Gender Strategy 2024-2030
- World Bank Gender Data Portal

Financial Inclusion

- Women Entrepreneurs Finance Initiative (We-Fi)
- The Global Findex Database

Digital Inclusion

- Using Digital Solutions to Address Barriers to Female Entrepreneurship
- Increasing Access to Technology for Inclusion