



Color Key

Improvement

Deterioration

No Change

The gender data landscape highlights opportunities for enhancing gender equality outcomes in Cyprus to support productivity and wealth gains, reduce poverty and increase shared prosperity.

Click the indicators below to explore the [World Bank Gender Data Portal](#).

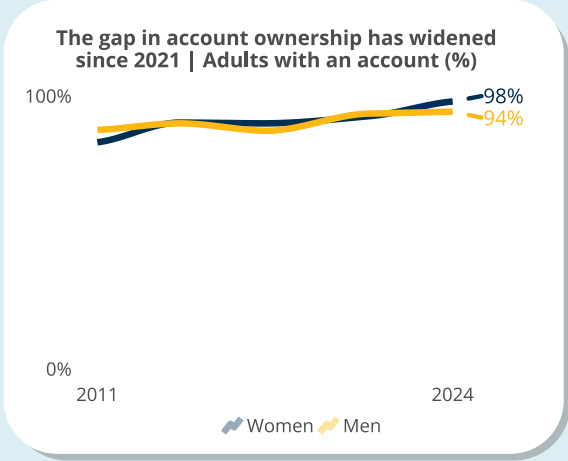
		Year	Latest*		Comparison		
			Value	ECA	HIC	World	
Progress in ending all forms of gender-based violence							
Proportion of women subjected to physical and/or sexual violence in the last 12 months (% of ever partnered women ages 15-49)	Female	2018	3.00	6.32	5.60	NA	
Women who were first married by 18 (% of women 20-24)	Female	NA	NA	NA	NA	NA	
Adolescent fertility rate (births per 1,000 women 15-19)		2023	6.98	11.7	9.09	39.1	
Stronger and more resilient human capital							
Learning poverty: Share of children at the end-of-primary age below minimum reading proficiency (%)	Female	2021	9.09	6.59	6.30	50.0	
	Male	2021	11.4	8.31	9.14	53.7	
School enrollment, tertiary (% gross)	Female	2022	117	88.9	89.4	46.4	
	Male	2022	79.5	74.0	69.8	40.3	
Female share of graduates from STEM programs, tertiary (%)		2017	38.3	NA	NA	NA	
Fraction of children under 5 not stunted	Female	NA	NA	NA	NA	NA	
	Male	NA	NA	NA	NA	NA	
Mortality from cardiovascular disease, cancer, diabetes, or chronic respiratory disease between ages 30 and 70 (%)	Female	2021	5.80	11.2	9.44	15.6	
	Male	2021	11.1	20.7	16.2	21.0	
More and better jobs, including jobs of the future							
Labor force participation rate (% 15+)	Female	2024	62.4	51.3	54.3	49.1	
	Male	2024	73.1	66.0	68.0	73.2	
Wage and salaried workers (% of employment)	Female	2023	91.3	86.4	91.0	52.6	
	Male	2023	88.0	80.1	86.6	51.6	
Employment in agriculture (% of employment)	Female	2023	0.77	6.15	2.18	25.9	
	Male	2023	3.74	7.55	4.01	26.2	
Vulnerable employment (% of employment)	Female	2023	7.60	11.4	7.23	45.1	
	Male	2023	9.63	14.9	9.25	43.4	
Share of youth not in education, employment or training (% of youth population)	Female	2023	14.6	13.0	11.1	NA	
	Male	2023	12.7	10.8	10.5	NA	
Youth unemployment (% of labor force 15-24)	Female	2024	13.7	15.0	11.7	15.3	
	Male	2024	17.4	13.7	11.8	13.2	
Percentage of women's economic rights (%)		2023	96.9	85.8	87.4	77.9	
Greater ownership and use of economic assets							
Received a public sector pension (% age 15+)	Female	2021	18.3	24.1	21.1	9.93	
	Male	2021	13.5	19.8	18.6	8.83	
Account at a financial institution (% age 15+)	Female	2024	98.0	85.6	94.5	76.6	
	Male	2024	94.3	90.2	95.3	80.9	
Saved at a financial institution or using a mobile money account (% 15+)	Female	2021	24.6	NA	NA	NA	
	Male	2021	32.1	NA	NA	NA	
Wider access to and use of enabling services							
Proportion of time spent on unpaid domestic and care work (% of 24 hour day)	Female	NA	NA	NA	NA	NA	
	Male	NA	NA	NA	NA	NA	
Individuals using the Internet (% of population)	Female	2023	91.8	86.6	91.1	61.6	
	Male	2023	90.6	89.2	92.8	67.2	
Used a mobile phone or the internet to pay bills (% age 15+)	Female	2021	44.8	47.8	55.3	31.8	
	Male	2021	54.8	53.0	57.0	37.0	
Advances in women's participation in decision-making							
Female share of employment in senior and middle management (%)		2023	31.1	NA	NA	NA	
Firms with female participation in ownership (% of firms)		2024	30.0	34.4	40.1	33.9	
Proportion of seats held by women in national parliaments (%)		2024	14.3	31.5	30.9	27.0	
Proportion of women in ministerial level positions (%)		2024	33.3	27.4	29.5	22.9	

* Latest value shows the latest available country value for the indicator. Color coding of the latest country value represents a more than 10 percent change upward or downward from the country's baseline value from 10 years (+/- 2 years) prior to latest value. No coloring applied whenever there is no data for baseline or when latest available value is prior to 2020.



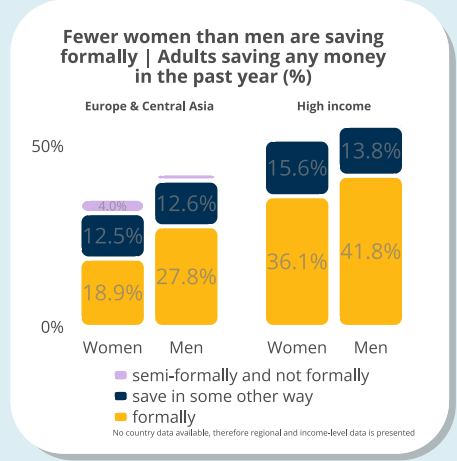


Account ownership unlocks access to financial products

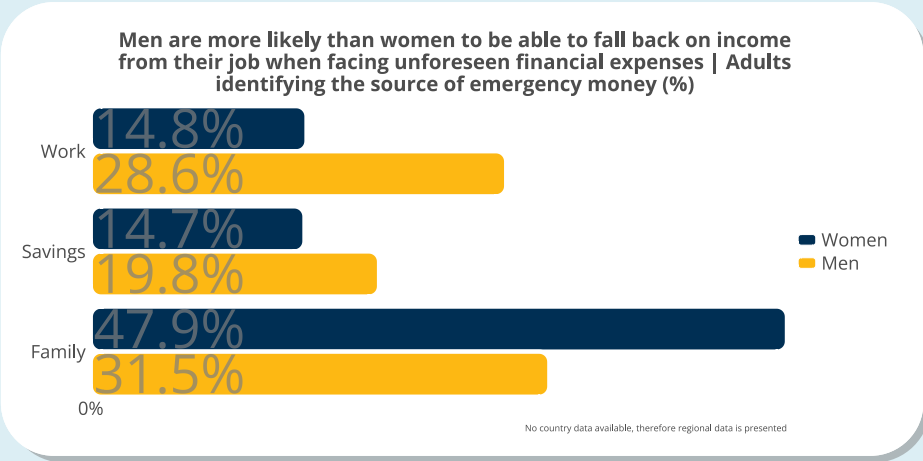
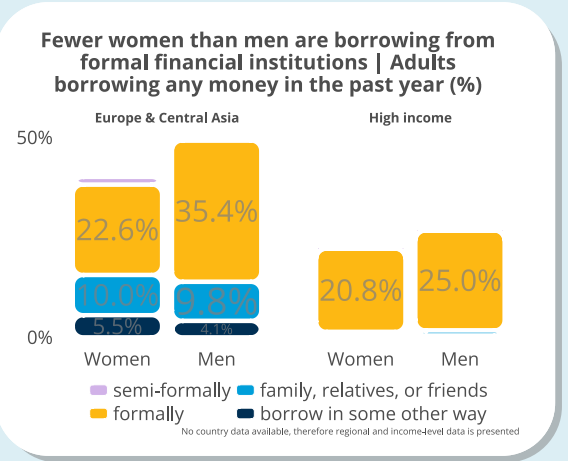


Women in the labor force are more likely to have an account

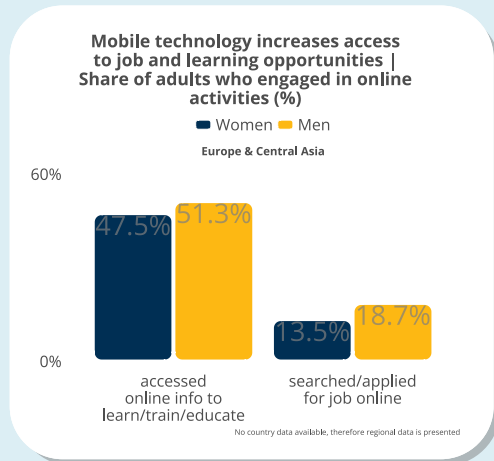
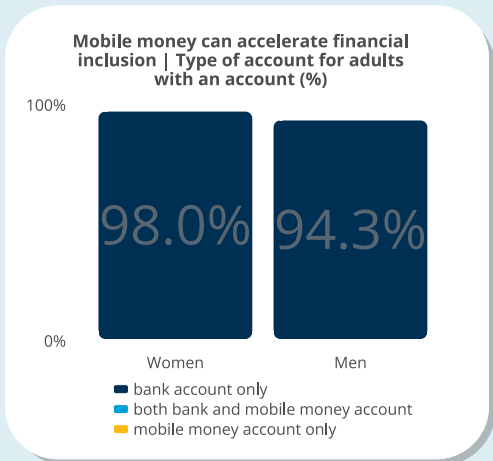
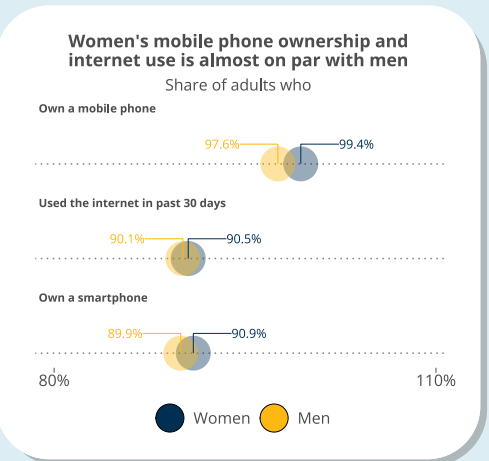
100% of women who are in the labor force have a bank account, but only **95%** of women out of the labor force have a bank account



Access to capital helps build businesses and create jobs



Digital connectivity can unlock and accelerate access to finance and jobs



Learn More

Gender

- World Bank Group Gender Strategy 2024-2030
- World Bank Gender Data Portal

Financial Inclusion

- Women Entrepreneurs Finance Initiative (We-Fi)
- The Global Findex Database

Digital Inclusion

- Using Digital Solutions to Address Barriers to Female Entrepreneurship
- Increasing Access to Technology for Inclusion