



Color Key

Improvement

Deterioration

No Change

The gender data landscape highlights opportunities for enhancing gender equality outcomes in Russian Federation to support productivity and wealth gains, reduce poverty and increase shared prosperity.

Click the indicators below to explore the [World Bank Gender Data Portal](#).

		Latest*		Comparison		
		Year	Value	ECA	HIC	World
Progress in ending all forms of gender-based violence						
Proportion of women subjected to physical and/or sexual violence in the last 12 months (% of ever partnered women ages 15-49)	Female	NA	NA	6.32	5.60	NA
Women who were first married by 18 (% of women 20-24)	Female	2017	6.20	NA	NA	NA
Adolescent fertility rate (births per 1,000 women 15-19)		2023	13.0	11.7	9.09	39.1
Stronger and more resilient human capital						
Learning poverty: Share of children at the end-of-primary age below minimum reading proficiency (%)	Female	NA	NA	6.59	6.30	50.0
	Male	NA	NA	8.31	9.14	53.7
School enrollment, tertiary (% gross)	Female	2022	57.1	88.9	89.4	46.4
	Male	2022	51.0	74.0	69.8	40.3
Female share of graduates from STEM programs, tertiary (%)		NA	NA	NA	NA	NA
Fraction of children under 5 not stunted	Female	NA	NA	NA	NA	NA
	Male	NA	NA	NA	NA	NA
Mortality from cardiovascular disease, cancer, diabetes, or chronic respiratory disease between ages 30 and 70 (%)	Female	2021	14.7	11.2	9.44	15.6
	Male	2021	31.8	20.7	16.2	21.0
More and better jobs, including jobs of the future						
Labor force participation rate (% 15+)	Female	2024	54.6	51.3	54.3	49.1
	Male	2024	68.8	66.0	68.0	73.2
Wage and salaried workers (% of employment)	Female	2023	94.2	86.4	91.0	52.6
	Male	2023	92.7	80.1	86.6	51.6
Employment in agriculture (% of employment)	Female	2023	3.80	6.15	2.18	25.9
	Male	2023	7.50	7.55	4.01	26.2
Vulnerable employment (% of employment)	Female	2023	4.96	11.4	7.23	45.1
	Male	2023	5.43	14.9	9.25	43.4
Share of youth not in education, employment or training (% of youth population)	Female	2023	9.91	13.0	11.1	NA
	Male	2023	7.57	10.8	10.5	NA
Youth unemployment (% of labor force 15-24)	Female	2024	9.79	15.0	11.7	15.3
	Male	2024	8.83	13.7	11.8	13.2
Percentage of women's economic rights (%)		2023	73.1	85.8	87.4	77.9
Greater ownership and use of economic assets						
Received a public sector pension (% age 15+)	Female	2021	27.8	24.1	21.1	9.93
	Male	2021	18.2	19.8	18.6	8.83
Account at a financial institution (% age 15+)	Female	2024	77.3	85.6	94.5	76.6
	Male	2024	81.6	90.2	95.3	80.9
Saved at a financial institution or using a mobile money account (% 15+)	Female	2021	16.3	NA	NA	NA
	Male	2021	21.8	NA	NA	NA
Wider access to and use of enabling services						
Proportion of time spent on unpaid domestic and care work (% of 24 hour day)	Female	2019	18.0	NA	NA	NA
	Male	2019	7.80	NA	NA	NA
Individuals using the Internet (% of population)	Female	2023	92.1	86.6	91.1	61.6
	Male	2023	92.4	89.2	92.8	67.2
Used a mobile phone or the internet to pay bills (% age 15+)	Female	2021	56.1	47.8	55.3	31.8
	Male	2021	61.4	53.0	57.0	37.0
Advances in women's participation in decision-making						
Female share of employment in senior and middle management (%)		2023	41.9	NA	NA	NA
Firms with female participation in ownership (% of firms)		2019	34.0	34.4	40.1	33.9
Proportion of seats held by women in national parliaments (%)		2024	16.4	31.5	30.9	27.0
Proportion of women in ministerial level positions (%)		2024	9.52	27.4	29.5	22.9

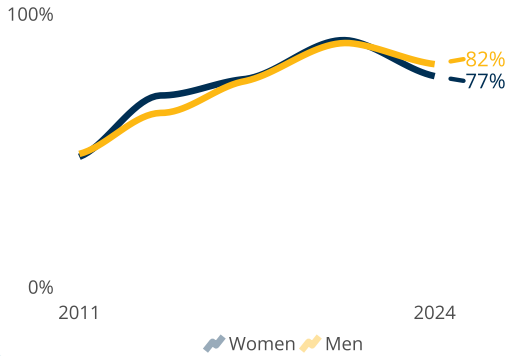
* Latest value shows the latest available country value for the indicator. Color coding of the latest country value represents a more than 10 percent change upward or downward from the country's baseline value from 10 years (+/- 2 years) prior to latest value. No coloring applied whenever there is no data for baseline or when latest available value is prior to 2020.





Account ownership unlocks access to financial products

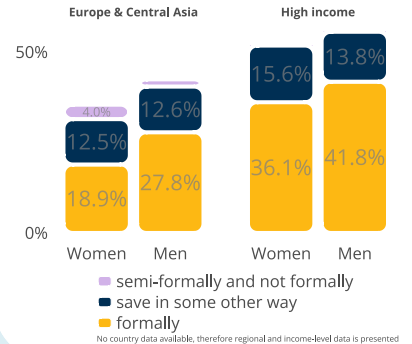
The gap in account ownership has widened since 2021 | Adults with an account (%)



Women in the labor force are more likely to have an account

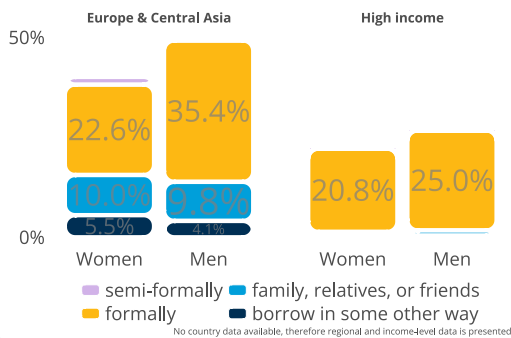
85% of women who are in the labor force have a bank account, but only **70%** of women out of the labor force have a bank account

Fewer women than men are saving formally | Adults saving any money in the past year (%)

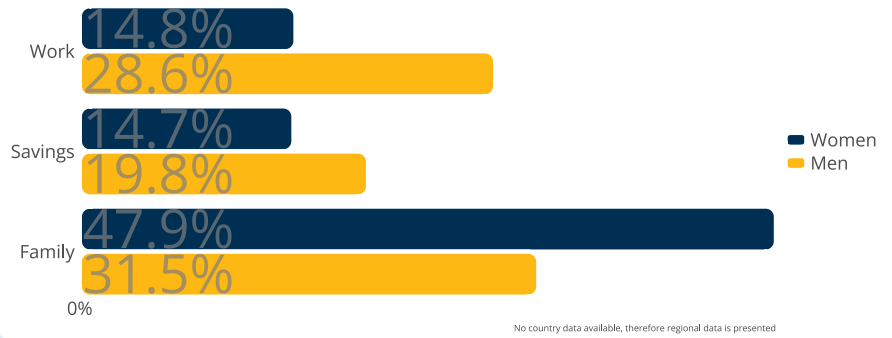


Access to capital helps build businesses and create jobs

Fewer women than men are borrowing from formal financial institutions | Adults borrowing any money in the past year (%)

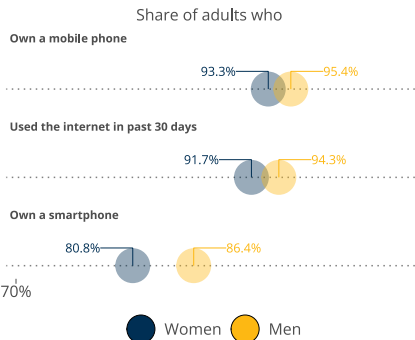


Men are more likely than women to be able to fall back on income from their job when facing unforeseen financial expenses | Adults identifying the source of emergency money (%)

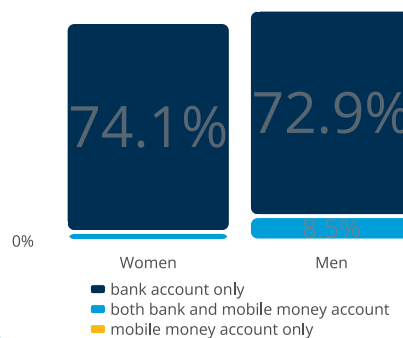


Digital connectivity can unlock and accelerate access to finance and jobs

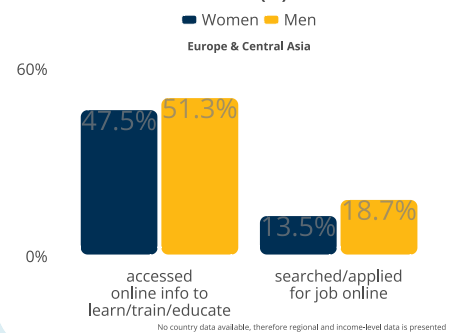
Rates of mobile phone ownership and internet use are higher among men than women.



Mobile money can accelerate financial inclusion | Type of account for adults with an account (%)



Mobile technology increases access to job and learning opportunities | Share of adults who engaged in online activities (%)



Learn More

Gender

- World Bank Group Gender Strategy 2024-2030
- World Bank Gender Data Portal

Financial Inclusion

- Women Entrepreneurs Finance Initiative (We-Fi)
- The Global Findex Database

Digital Inclusion

- Using Digital Solutions to Address Barriers to Female Entrepreneurship
- Increasing Access to Technology for Inclusion