



PARAGUAY GENDER LANDSCAPE

This briefing showcases the gender landscape in Paraguay on key indicators helpful for monitoring gender equality and designing effective policy interventions. Gender equality fosters productivity gains, minimizes losses in wealth, reduces poverty, boosts shared prosperity, and supports green, resilient, and inclusive development.

Click the measures below to explore the [World Bank Gender Data Portal](#).

Compared to:	Base Year	Region
>10% Higher Value	↗	
Equal/No Change	→	
>10% Lower Value	↘	
No Data	---	

	Country Performance					Peer Comparison				
	Baseline		Latest			Latest				
	Value	Year	Value	Year	Change	LAC	UMC	World		
Foundational Well-being: End Gender-Based Violence and Elevate Human Capital										
Proportion of women subjected to physical and/or sexual violence in the last 12 months (% of ever partnered women ages 15-49)	NA	NA	---	6.00	2018	↘	8.31	8.75	NA	
Women who were first married by 18 (% of women 20-24)	24.2	1990	↘	21.6	2016	↘	NA	NA	NA	
Learning poverty: Share of children at the end-of-primary age below minimum reading proficiency (%)	Female	75.9	2006	→	72.6	2013	↘	26.0	14.2	50.0
	Male	78.7	2006	→	76.9	2013	↘	27.4	17.2	53.7
Lower secondary completion rate (% of relevant group)	Female	81.2	2011	↘	69.8	2022	↘	76.1	91.7	77.0
	Male	75.1	2011	↘	66.2	2022	↘	72.2	89.6	76.3
Female share of graduates from STEM programs, tertiary (%)	NA	NA	---	NA	NA	---	NA	NA	NA	
Adolescent fertility rate (births per 1,000 women 15-19)	76.5	2011	→	70.3	2021	↘	53.2	28.2	42.5	
Maternal mortality ratio (modeled estimate per 100,000 live births)	99.0	2011	↘	71.0	2020	↘	88.0	61.0	223	
Contraceptive prevalence, any modern method (% of married women 15-49)	70.7	2008	→	66.4	2016	↘	NA	71.6	55.7	
Fraction of children under 5 not stunted	Female	0.82	2010	↗	0.96	2020	↗	NA	NA	NA
	Male	0.82	2010	↗	0.93	2020	↗	NA	NA	NA
Mortality from chronic vascular disease, cancer, diabetes or cardiorespiratory disease between 30 and 70 (%)	Female	14.3	2011	→	13.3	2019	↘	12.7	12.9	14.8
	Male	18.6	2011	→	18.6	2019	↘	17.1	21.7	21.7
Economic Participation: Expand and Enable Economic Opportunities										
Labor force participation rate (% 15+)	Female	54.5	2011	→	59.0	2022	↘	50.9	56.1	47.8
	Male	81.4	2011	→	82.3	2022	↘	74.8	73.6	72.9
Wage and salaried workers (% of employment)	Female	52.2	2011	→	57.0	2022	↘	64.6	58.5	53.1
	Male	54.2	2011	→	58.3	2022	↘	62.0	58.6	51.3
Employment in agriculture (% of employment)	Female	17.1	2011	↘	11.5	2022	↘	7.62	16.6	25.6
	Male	29.1	2011	↘	21.6	2022	↘	17.8	23.1	26.9
Share of youth not in education, employment or training (% of youth population)	Female	23.7	2011	↗	27.6	2017	↗	26.2	NA	NA
	Male	10.1	2011	→	10.3	2017	↗	14.1	NA	NA
Proportion of time spent on unpaid domestic and care work (% of 24 hour day)	Female	NA	NA	---	14.5	2016	---	NA	NA	NA
	Male	NA	NA	---	4.27	2016	---	NA	NA	NA
Age dependency ratio (% of working-age population)	60.1	2011	↘	54.1	2022	↘	48.2	46.8	55.2	
Financial institution account (% 15+)	Female	22.7	2011	↗	29.4	2021	↗	68.1	81.7	71.9
	Male	20.7	2011	↗	24.7	2021	↗	75.3	85.7	76.0
Used a mobile phone or the internet to pay bills (% 15+)	Female	NA	NA	---	10.8	2021	---	27.6	49.0	31.8
	Male	NA	NA	---	10.6	2021	---	39.4	54.0	37.0
Female share of employment in senior and middle management (%)	NA	NA	---	NA	NA	---	NA	NA	NA	
Leadership: Engage Women as Leaders										
Firms with female participation in ownership (% of firms)	51.6	2010	↗	66.2	2017	↗	49.9	34.7	33.3	
Proportion of seats held by women in national parliaments (%)	12.5	2011	↗	17.5	2022	↗	35.7	27.7	26.5	
Proportion of women in ministerial level positions (%)	21.7	2010	↘	17.6	2022	↘	30.1	21.2	22.8	
Women participating in decisions related to health care, purchases, and visiting family (% of women age 15-49)	NA	NA	---	NA	NA	---	NA	NA	NA	

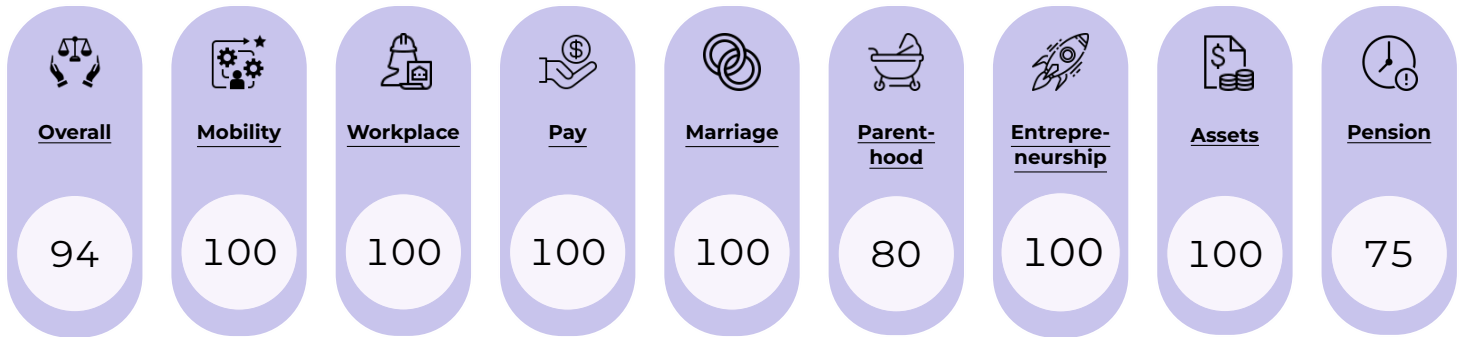
Note: The Latin America and Caribbean (LAC) region includes 42 countries (all income levels), as classified by The World Bank Group. Paraguay is an upper middle income (UMC) country, which includes 54 countries with a Gross National Income (GNI) per capita from \$4,466 to \$13,845 (calculated using the World Bank Atlas method). Data and definitions can be found on the [Gender Data Portal](#). Data is as of March 17, 2024. Country Baseline provides a reference from 1990 to 2011. Latest Value shows the latest available value from 2012 onwards. The arrow icon represents country increases or decreases over 10 percent relative to the base year. Peer Comparison shows how Paraguay performs relative to its peers in the region, income group, and the world. Color coding represents values 10 percent above or below its peers in the region.



PARAGUAY GENDER LANDSCAPE

Women, Business and the Law in Paraguay

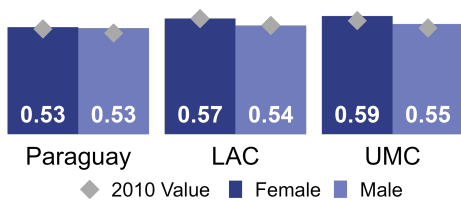
Women, Business and the Law (WBL) 2023 presents an index covering 190 economies, structured around the life cycle of a working woman. In total, 35 questions are scored across eight indicators. **Paraguay scores 94 out of 100**, while the regional average across Latin America and Caribbean is 81.



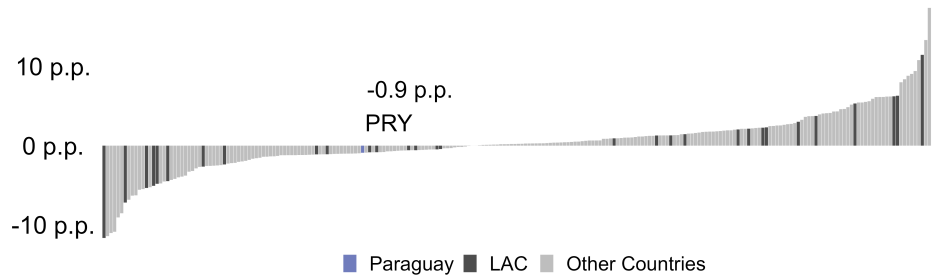
A Closer Look at Gender Equality in Paraguay

Despite some progress, gender gaps, gender-based violence, and disadvantageous social norms facing women and girls persist, and gains in human capital of women and girls remain untapped. Turning human capital investments into economic gains means addressing multiple barriers to women's economic empowerment, including improving their voice and agency.

Human Capital Index Score (0-1)
Baseline compared to 2020



Change in Female Labor Force Participation 2012-2022 (p.p.)
Ages 15+



Unpacking the Numbers in Paraguay

53 percent

A girl born today will be 53 percent as productive as if she enjoyed full education, health, and employment **(2020)**

23 points

Men and women have a 23 percentage point gap in labor force participation **(2022)**

6 percent

6 percent of women were subjected to physical or sexual violence in the last 12 months **(2018)**

4.7 times

Men hold 4.7 times as many seats in the national parliament as women **(2022)**

0.98 times

A man is 0.98 times as likely to have used a mobile phone or the internet to pay bills **(2021)**

LEARN MORE

The World Bank in Gender: This portal features the latest research, news, and events around gender equality in international development.

Women, Business and the Law: This portal includes reports, data, and news on the laws and regulations that affect women's economic opportunity.

World Bank Gender Strategy (2024-2030): The new Strategy puts forward the bold ambition to accelerate gender equality for a sustainable, resilient, and inclusive future.

World Bank Gender Data Portal: This open data tool shares the latest statistics and research to improve understanding and inform policy choices.

LAC Gender Innovation Lab: This page features policy research by the GIL, evaluating innovative solutions to close priority gender gaps in the region.

Paraguay Gender Scorecard: This report offers additional context about the gender dynamic in Paraguay from the Poverty and Equity Team.

