



Guinea Electricity Access Scale Up Project (P164225)

WESTERN AND CENTRAL AFRICA | Guinea | Energy & Extractives Global Practice |
IBRD/IDA | Investment Project Financing | FY 2019 | Seq No: 7 | ARCHIVED on 20-Jun-2022 | ISR51902 |

Implementing Agencies: Agence Guinéenne d'Electrification Rurale (AGER), Electricité de Guinée, Republic of Guinea

Key Dates

Key Project Dates

Bank Approval Date: 15-Feb-2019

Effectiveness Date: 10-Sep-2019

Planned Mid Term Review Date: 15-Dec-2022

Actual Mid-Term Review Date:

Original Closing Date: 31-Dec-2023

Revised Closing Date: 31-Dec-2023

Project Development Objectives

Project Development Objective (from Project Appraisal Document)

The project development objective is to increase access to electricity in selected areas of Guinea

Has the Project Development Objective been changed since Board Approval of the Project Objective?

No

Components Table

Name
Reinforcement and expansion of grid access in selected regions and reduction of illegal consumption:(Cost \$86.50 M)
Electrification of remote localities with privately operated hybrid systems (solar PV with storage/diesel) mini grids:(Cost \$7.00 M)
Owner's Engineer, Access Program Coordination, Technical Assistance, Capacity building and project implementation support:(Cost \$15.00 M)

Overall Ratings

Name	Previous Rating	Current Rating
Progress towards achievement of PDO	<input type="checkbox"/> Satisfactory	<input type="checkbox"/> Satisfactory
Overall Implementation Progress (IP)	<input type="checkbox"/> Moderately Satisfactory	<input type="checkbox"/> Satisfactory
Overall Risk Rating	<input type="checkbox"/> Substantial	<input type="checkbox"/> Moderate

Implementation Status and Key Decisions

The project has made steady progress despite the impact of the COVID-19 pandemic and the recent political developments that lead to the triggering of the OP 7.30 and the pause in disbursements during 6 months. Despite, those challenges, the cumulative disbursement rate significantly improved from 11% as of May 2021 (last regular ISR) to the current rate of 45.42%.

As of June 10, 2022, the total disbursement of the project stands at 45 percent. The procurement process for three major contracts was completed for: (i) rehabilitation and extension of distribution network in Maneah, Dubreka and Coyah districts (subcomponent 1.2 - US\$20.5 million); (ii) Works for regularization of 100,000 illegal connections in Conakry (subcomponent 1.1 - US\$6 million); and (iii) owner's engineer (subcomponent 3.1 - US\$4 million). The project' works also progressed in good pace: the progress of works is 41.07% for the network of Manéah; 27.51% for Dubreka; and 30.57% for Coyah.



Regarding the subcomponent 1.3 (US\$5 million), the Bank has given the no objection to the technical evaluation report for the selection of the contractor in charge of the rehabilitation, densification and extension of distribution networks in Forecariah. The bidding document related to the substation and the network of Kindia has been finalized and advertised since end April 2022. The electrification of remote localities with privately operated mini-grids (component 2 - US\$3.5 million) is also progressing satisfactorily. The technical evaluation report of bidders is being finalized. The regulation document (circulaire) that will govern concessions of mini-grids was prepared and is expected to be signed by end June by the GoG.

Risks

Systematic Operations Risk-rating Tool

Risk Category	Rating at Approval	Previous Rating	Current Rating
Political and Governance	High	High	High
Macroeconomic	Substantial	Moderate	Moderate
Sector Strategies and Policies	High	Moderate	Moderate
Technical Design of Project or Program	Moderate	Moderate	Moderate
Institutional Capacity for Implementation and Sustainability	High	Moderate	Moderate
Fiduciary	Substantial	Moderate	Moderate
Environment and Social	Substantial	Substantial	Substantial
Stakeholders	High	High	High
Other	High	Moderate	Moderate
Overall	High	Substantial	Moderate

Results

PDO Indicators by Objectives / Outcomes

The project development objective is to increase access to electricity in selected areas of Guinea				
▶ People provided with new or improved electricity service (Number, Corporate)				
	Baseline	Actual (Previous)	Actual (Current)	End Target
Value	0.00	0.00	0.00	603,096.00
Date	13-Oct-2018	29-Nov-2021	10-Jun-2022	31-Dec-2023
□ People provided with new or improved electricity service - Female (Number, Corporate Supplement)				
	Baseline	Actual (Previous)	Actual (Current)	End Target



Value	0.00	0.00	0.00	311,542.00
► People provided with new electricity service with IDA financing (Number, Custom)				
	Baseline	Actual (Previous)	Actual (Current)	End Target
Value	0.00	0.00	0.00	350,037.00
Date	13-Oct-2018	29-Nov-2021	10-Jun-2022	31-Dec-2023
Comments:	The indicator measures the number of people provided with new electricity service by grid extension and privately managed mini grids with IDA financing only			
► People provided with improved electricity service with IDA financing (Number, Custom)				
	Baseline	Actual (Previous)	Actual (Current)	End Target
Value	0.00	0.00	0.00	253,059.00
Date	25-Oct-2018	29-Nov-2021	10-Jun-2022	31-Dec-2023
Comments:	number of people with improved services through regularization and rehabilitation of distribution network in the project areas with IDA financing			
► New or improved electricity service connections with IDA financing (Number, Custom)				
	Baseline	Actual (Previous)	Actual (Current)	End Target
Value	0.00	0.00	0.00	89,900.00
Date	28-Dec-2018	29-Nov-2021	10-Jun-2022	31-Dec-2023
Comments:	The indicator measures the number of households and non households provided with new or improved electricity services with IDA financing only			

Overall Comments

PDO indicators will be measurable once the project activities (electrification works) have been completed.

Intermediate Results Indicators by Components

Component 1: Reinforcement and expansion of grid in selected areas and reduction of illegal connect				
► Percentage of the population with access to electricity through grid extension and regularisation of illegal connections (Percentage, Custom)				
	Baseline	Actual (Previous)	Actual (Current)	End Target
Value	0.00	0.00	0.00	3.74
Date	31-Dec-2018	29-Nov-2021	10-Jun-2022	31-Dec-2023



► Power outages per year in Maneah and Forecareah, imputable to the HV/MV substation (Number, Custom)				
	Baseline	Actual (Previous)	Actual (Current)	End Target
Value	1,688.00	1,688.00	1,688.00	844.00
Date	31-Dec-2017	29-Nov-2021	10-Jun-2022	31-Dec-2023
Comments:	The indicator measures the number of 250 kV transformers constructed or rehabilitated in Maneah district			
► Regularized illegal connections in Conakry (IDA financing only) (Number, Custom)				
	Baseline	Actual (Previous)	Actual (Current)	End Target
Value	0.00	0.00	0.00	37,500.00
Date	13-Oct-2018	29-Nov-2021	10-Jun-2022	31-Dec-2023
Comments:	The indicator measures the number of illegal connection that were regularized in Conakry, for the portion of project financed by IDA			
► Revenues of EDG coming from regularized consumers, per year (IDA financing only) (Amount(USD), Custom)				
	Baseline	Actual (Previous)	Actual (Current)	End Target
Value	0.00	0.00	0.00	3,187,500.00
Date	28-Dec-2018	29-Nov-2021	10-Jun-2022	31-Dec-2023
Comments:	The indicator measures the revenues of EDG coming from regularized consumers, per year, for the portion of project financed by IDA			
► New and rehabilitated MV/LV distributing lines in Maneah district (Kilometers, Custom)				
	Baseline	Actual (Previous)	Actual (Current)	End Target
Value	0.00	0.00	0.00	316.00
Date	13-Oct-2018	29-Nov-2021	10-Jun-2022	31-Dec-2023
Comments:	The indicator measures the length of the new and rehabilitated MV/LV distributing lines in Maneah district			
► Technical losses in Maneah district (Percentage, Custom)				
	Baseline	Actual (Previous)	Actual (Current)	End Target
Value	24.50	24.50	24.50	15.00
Date	01-Oct-2018	29-Nov-2021	10-Jun-2022	31-Dec-2023
Comments:	The indicator measures the level of technical losses in Maneah district			
► Upgrade of the 20 kV MV line from Maneah to Forecareah (Kilometers, Custom)				



	Baseline	Actual (Previous)	Actual (Current)	End Target
Value	0.00	0.00	0.00	90.00
Date	13-Oct-2018	29-Nov-2021	10-Jun-2022	31-Dec-2023
Comments:	This indicator measures the length of 20 kV MV line upgraded from Maneah to Forecareah			
► Technical losses in Forecariah district (Percentage, Custom)				
	Baseline	Actual (Previous)	Actual (Current)	End Target
Value	30.00	30.00	30.00	18.00
Date	13-Oct-2018	29-Nov-2021	10-Jun-2022	31-Dec-2023
Comments:	This indicator measures the technical losses in Forecariah district			

Component 2: Electrification of remote villages/localities with privately operated hybrid systems				
► Localities electrified with privately operated mini grids (IDA financing only) (Number, Custom)				
	Baseline	Actual (Previous)	Actual (Current)	End Target
Value	0.00	0.00	0.00	5.00
Date	13-Oct-2018	29-Nov-2021	10-Jun-2022	31-Dec-2023
Comments:	The indicator measures the number of localities electrified with privately operated mini grids, for the portion of project financed by IDA			
► Schools, health centers and town halls connected to the mini grids (IDA financing only) (Number, Custom)				
	Baseline	Actual (Previous)	Actual (Current)	End Target
Value	0.00	0.00	0.00	10.00
Date	13-Oct-2018	29-Nov-2021	10-Jun-2022	31-Dec-2023
Comments:	This indicator measures the number of Schools, health centers and local administration offices connected to the mini grids, for the portion of project financed by IDA			
► Micro-, Small-, and Medium-Size Enterprises (MSMEs) connected to the newly created minigrids (Number, Custom)				
	Baseline	Actual (Previous)	Actual (Current)	End Target
Value	0.00	0.00	0.00	30.00
Date	13-Oct-2018	29-Nov-2021	10-Jun-2022	31-Dec-2023
Comments:	The indicator measures the number of small businesses connected to mini grids			
□ of which headed by women (Number, Custom Breakdown)				



	Baseline	Actual (Previous)	Actual (Current)	End Target
Value	0.00	0.00	0.00	8.00
Date	23-Oct-2018	29-Nov-2021	10-Jun-2022	31-Dec-2023
► Percentage of the population with access to electricity through mini grids (Percentage, Custom)				
	Baseline	Actual (Previous)	Actual (Current)	End Target
Value	0.00	0.00	0.00	0.22
Date	31-Dec-2018	29-Nov-2021	10-Jun-2022	31-Dec-2023

Component 3: Owner's Engineer, Access Program Coordination, Technical Assistance, Capacity building

► Staff trained within MEH, AGER, EDG and AREE (Number, Custom)

	Baseline	Actual (Previous)	Actual (Current)	End Target
Value	0.00	0.00	21.00	60.00
Date	13-Oct-2018	29-Nov-2021	10-Jun-2022	31-Dec-2023
Comments:	The indicator measures the number of technical staff from MEH, AGER, EDG and AREE trained under the projects			

- of which female (Number, Custom Breakdown)

	Baseline	Actual (Previous)	Actual (Current)	End Target
Value	0.00	0.00	16.00	15.00
Date	23-Oct-2018	29-Nov-2021	10-Jun-2022	31-Dec-2023

► Beneficiary satisfaction survey (Number, Custom)

	Baseline	Actual (Previous)	Actual (Current)	End Target
Value	0.00	0.00	0.00	1.00
Date	13-Oct-2018	29-Nov-2021	10-Jun-2022	31-Dec-2023

Comments: The indicator measures if a beneficiary satisfaction survey has been conducted.

► Project-related grievances addressed under the project grievance redress mechanism (Percentage, Custom)

	Baseline	Actual (Previous)	Actual (Current)	End Target
Value	0.00	0.00	0.00	100.00
Date	13-Oct-2018	29-Nov-2021	10-Jun-2022	31-Dec-2023



Comments:	Project-related grievances addressed under the project grievance redress mechanism, as a percentage of project-related grievances registered under the project grievance redress mechanism			
▶ Percentage of women in positions at EDG (Percentage, Custom)				
	Baseline	Actual (Previous)	Actual (Current)	End Target
Value	18.00	18.00	18.00	21.00
Date	31-Dec-2018	29-Nov-2021	10-Jun-2022	31-Dec-2023

Overall Comments



Regarding the intermediate results indicators related to the increase of access to electricity, it is to be noted that the works have started to regularize illegal connections in Conakry, to rehabilitate and extend the networks of Manéah, Dubreka and Coyah. The first results will be visible and measurable once those works have been achieved and the connection campaigns have started.

As for the training program, the project has already trained 21 staff of the MEHH, AGER, EDG, AREE out of the expected 60 staff. In terms of gender, 16 women have been trained while the expected number at the end of the project is 15.

Performance-Based Conditions

Data on Financial Performance

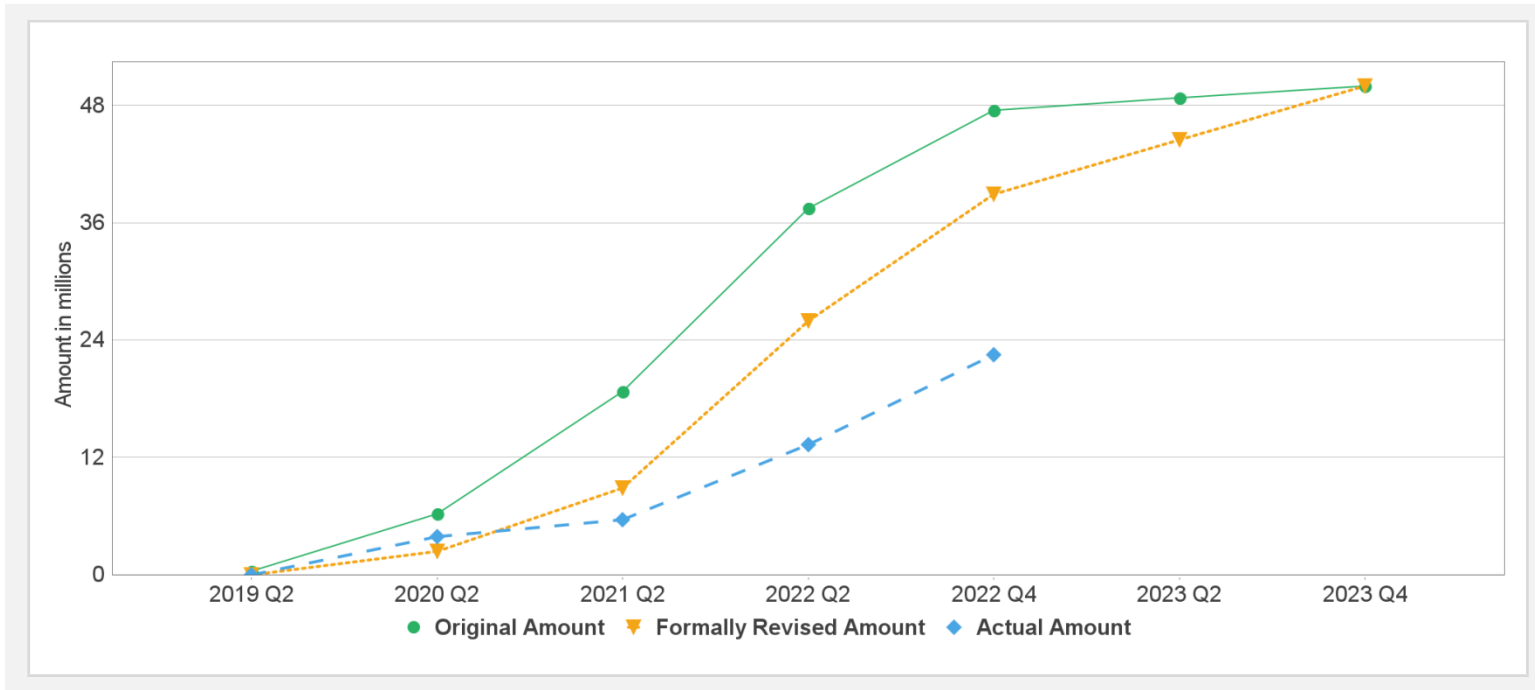
Disbursements (by loan)

Project	Loan/Credit/TF	Status	Currency	Original	Revised	Cancelled	Disbursed	Undisbursed	% Disbursed
P164225	IDA-63720	Effective	USD	25.00	25.00	0.00	13.48	11.37	 54%
P164225	IDA-D4260	Effective	USD	25.00	25.00	0.00	9.02	15.67	 37%

Key Dates (by loan)

Project	Loan/Credit/TF	Status	Approval Date	Signing Date	Effectiveness Date	Orig. Closing Date	Rev. Closing Date
P164225	IDA-63720	Effective	15-Feb-2019	01-Apr-2019	10-Sep-2019	31-Dec-2023	31-Dec-2023
P164225	IDA-D4260	Effective	15-Feb-2019	01-Apr-2019	10-Sep-2019	31-Dec-2023	31-Dec-2023

Cumulative Disbursements



Restructuring History

There has been no restructuring to date.

Related Project(s)

There are no related projects.