



WS: Pacific Regional Connectivity Program: Phase 3 - Samoa (P128904)

EAST ASIA AND PACIFIC | Samoa | Digital Development Global Practice |
IBRD/IDA | Investment Project Financing | FY 2015 | Seq No: 15 | ARCHIVED on 03-Aug-2022 | ISR52311 |

Implementing Agencies: Independent State of Samoa, Ministry of Finance, Office Of The Regulator, Samoa Bureau of Statistics, Samoa Submarine Cable Company

Key Dates

Key Project Dates

Bank Approval Date: 19-Jun-2015

Effectiveness Date: 04-Sep-2015

Planned Mid Term Review Date: 23-Jul-2018

Actual Mid-Term Review Date: 20-Aug-2018

Original Closing Date: 31-Jul-2020

Revised Closing Date: 30-Jun-2022

Project Development Objectives

Project Development Objective (from Project Appraisal Document)

The Project development objective is to reduce the cost and increase the availability of Internet services in the Independent State of Samoa.

Has the Project Development Objective been changed since Board Approval of the Project Objective?

Yes

Board Approved Revised Project Development Objective (If project is formally restructured)

The Project Development Objectives are: (a) to reduce the cost and increase the availability of internet services; and (b) to facilitate the development of initial foundations for digital government, including digital identification.

Components Table

Name

Component 4 (a)): Legal and regulatory enabling environment:(Cost \$0.50 M)
Component 4 (b) Advisory Assistance on a Samoa Digital Government Platform:(Cost \$0.40 M)
Component 4 (c): Establishing the NDID system and upgrading the CR system:(Cost \$3.20 M)
Component 1 (a) Submarine Cable System:(Cost \$33.00 M)
Component 1 (b) Landing stations and ancillary equipment:(Cost \$2.85 M)
Component 1(c) Additional costs:(Cost \$7.41 M)
Component 2. ICT Regulatory Technical Assistance:(Cost \$1.47 M)
Component 3. Project implementation and administration:(Cost \$1.11 M)

Overall Ratings

Name	Previous Rating	Current Rating
Progress towards achievement of PDO	<input type="checkbox"/> Satisfactory	<input type="checkbox"/> Moderately Satisfactory
Overall Implementation Progress (IP)	<input type="checkbox"/> Satisfactory	<input type="checkbox"/> Moderately Unsatisfactory
Overall Risk Rating	<input type="checkbox"/> Substantial	<input type="checkbox"/> Substantial

Implementation Status and Key Decisions

Revised Restructuring Request



Following the May 2022 mission and ongoing discussions since between the bank and all relevant Government stakeholders, MOF in its letter dated 26 July 2022 submitted a revised request for a six months extension of the project closing date to December 31, 2022. This extension would allow for the completion of the ongoing activities that are currently being implemented by the MOF and the SBS under Component 3 and 4 respectively. These activities include:

- A. Component 3 – Project Management Support
 - 1. *Project Financial Management Officer's Contract*
- B. Component 4 – National Digital ID
 - 1. *Legal and Regulatory Enabling Environment*
 - 2. *Technical Assistance to Develop Implementation Strategies*
 - 3. *Strategic Communication Advisor*

Risks

Systematic Operations Risk-rating Tool

Risk Category	Rating at Approval	Previous Rating	Current Rating
Political and Governance	☐ Moderate	☐ Substantial	☐ Substantial
Macroeconomic	☐ Moderate	☐ Substantial	☐ Substantial
Sector Strategies and Policies	☐ Moderate	☐ Moderate	☐ Moderate
Technical Design of Project or Program	☐ Substantial	☐ Moderate	☐ Moderate
Institutional Capacity for Implementation and Sustainability	☐ Substantial	☐ Moderate	☐ Moderate
Fiduciary	☐ High	☐ Substantial	☐ Substantial
Environment and Social	☐ Low	☐ Moderate	☐ Moderate
Stakeholders	☐ Substantial	☐ Substantial	☐ Substantial
Other	☐ Substantial	☐ Substantial	☐ Substantial
Overall	☐ Substantial	☐ Substantial	☐ Substantial

Results

PDO Indicators by Objectives / Outcomes

Impact on Telecom Sector of WB Technical Assistance Composite score:1- low impact to 5-high impact)				
▶ Impact on Telecom sector of World Bank TA to OOTR (composite score: 1- low impact to 5-high impact) (Number, Custom)				
	Baseline	Actual (Previous)	Actual (Current)	End Target
Value	1.00	5.00	5.00	5.00
Date	19-Jun-2015	31-Aug-2021	30-Jun-2022	30-Jun-2022



Comments: *Cable in service Feb 2018. Operators are shareholders of SSCC.*

Users of Mobile Internet Services (number of unique subscribers per 100 people)				
▶ Access to Internet Services (number of subscribers per 100 people) (Number, Custom)				
	Baseline	Actual (Previous)	Actual (Current)	End Target
Value	27.00	50.00	50.00	55.00
Date	19-Jun-2015	31-Aug-2021	30-Jun-2022	30-Jun-2022
Comments:	Mobile broadband (3G and 4G) active subscribers count is approximately 60% of national population which, with family sharing of services, indicates a user base of more than 80 percent of population, exceeding the end of Project target. Operators strongly voiced their opinion for the Government to consider reducing the duties on smartphones to facilitate even better penetration rates of the devices. This sentiment is supported by MCIT and OOTR. The availability take up and familiarity of use of affordable smartphones is essential to the success of the NID. Allowing for duplication, the estimated unique subscribers for broadband is estimated to be about 50% of the population			
▶ Retail price of internet services (lowest published price 2Gb data volume) (Amount(USD), Custom)				
	Baseline	Actual (Previous)	Actual (Current)	End Target
Value	16.00	1.69	0.97	5.00
Date	30-Apr-2019	31-Aug-2021	30-Jun-2022	30-Jun-2022
Comments:	The lowest published rate for a 2GB data plan is based on the market survey of the 2 providers			
▶ Retail price of internet services-business (lowest published price 50Gb data volume) (Amount(USD), Custom)				
	Baseline	Actual (Previous)	Actual (Current)	End Target
Value	80.00	16.90	13.90	30.00
Date	30-Apr-2019	31-Aug-2021	30-Jun-2022	30-Jun-2022
Comments:	Based on market survey of information available on the operators websites. Actual prices are subject to negotiation and any related / complementary purchases by the subscriber.			

Direct Project Beneficiaries				
▶ Direct Project beneficiaries. (Number, Custom)				
	Baseline	Actual (Previous)	Actual (Current)	End Target
Value	0.00	105,500.00	110,500.00	96,000.00
Date	19-Jun-2015	31-Aug-2021	30-Jun-2022	30-Jun-2022



Comments: End target project beneficiaries is 50% of the 2014 population (i.e. 96,000). Tui Samoa Cable impact is from Feb-2018. Beneficiaries are the population of unique subscribers of mobile (99,500) or landline (6000) services. Additionally, Samoa has 76,000 persons under 15 and 9,900 over 65 (total 85,900) and beneficiaries can be dependents of users (which would indicate that beneficiaries are most of the population of 202,400)). However, unique subscriber beneficiaries are cited

► Project beneficiaries (female) (Number, Custom)

	Baseline	Actual (Previous)	Actual (Current)	End Target
Value	0.00	58,000.00	58,000.00	48,000.00
Date	19-Jun-2015	31-Aug-2021	30-Jun-2022	30-Jun-2022

Comments: End target project female beneficiaries is 50% of the 2014 female population (i.e. 48,000). Female beneficiaries include telecom user. In Samoa, female users of Internet exceed male users (55% vs 45% - ref published stats of Facebook and OOTR digital inclusion survey (2017). Additionally 55% of females under 15 and over 65 (86,300) are dependants. Estimated unique female subscriber beneficiaries are cited.

Grievances registered related to delivery of project benefits addressed.

► Grievances registered related to delivery of project benefits addressed. (Percentage, Custom)

	Baseline	Actual (Previous)	Actual (Current)	End Target
Value	0.00	0.00	100.00	80.00
Date	19-Jun-2015	31-Aug-2021	30-Jun-2022	30-Jun-2022

Comments: No grievances registered during past life of the project.

Beneficiaries that feel project investment reflected their needs - female.

► Beneficiaries that feel project inv. reflected their needs - female. (Number, Custom)

	Baseline	Actual (Previous)	Actual (Current)	End Target
Value	0.00	48,000.00	58,000.00	36,000.00
Date	19-Jun-2015	31-Aug-2021	30-Jun-2022	30-Jun-2022

Comments: End Target is 75% of female beneficiaries of the original (2014) expected subscriber base. Tui Samoa Cable impact available from Feb-2018. Female beneficiaries are subscribers in 3G/ 4G coverage or in landline areas (93,000). Survey not conducted as at August 2021 but estimated from subscriber and grievance data.



Beneficiaries that feel project investment reflected their needs - male.

► Beneficiaries that feel project investment reflected their needs - male. (Number, Custom)

	Baseline	Actual (Previous)	Actual (Current)	End Target
Value	0.00	49,000.00	55,000.00	36,000.00
Date	19-Jun-2015	31-Aug-2021	30-Jun-2022	30-Jun-2022
Comments:	End Target is 75% of male beneficiaries in the original expected coverage area. Tui Samoa Cable impact available for beneficiaries are males in 3G/ 4G coverage or in landline areas (49,000). Survey not conducted as at May 2022 but and grievance data.			

Wholesale Internet Bandwith Price (\$/Mbps/month)

► Wholesale Internet Bandwith Price (\$/Mbps/month) (Amount(USD), Custom)

	Baseline	Actual (Previous)	Actual (Current)	End Target
Value	1,500.00	107.00	107.00	400.00
Date	19-Jun-2015	31-Aug-2021	30-Jun-2022	30-Jun-2022
Comments:	Tui Samoa Cable impact is from Feb-2018. Prior capacity via SAS/ASH cable, geostationary satellite and O3B satellite is now decommissioned. Price cited is for 1Gbps capacity purchase per the registered Reference Offer in US\$/Mbps/month for most common capacity sold (note capacity in service is less than capacity sold). Price represents the price associated with product that has been sold, not with the lowest possible price (which is achieved by purchase of a 15 years IRU for 10Gbps). Note that lower prices are available from the now commissioned Hawaiki and Manatua /Honotoa canbe systems.			

Available International Bandwidth (mbps)

► Available International Bandwidth (mbps). (Number, Custom)

	Baseline	Actual (Previous)	Actual (Current)	End Target
Value	250.00	9,600.00	10,500.00	3,000.00
Date	19-Jun-2015	31-Aug-2021	30-Jun-2022	30-Jun-2022
Comments:	Bandwidth in service. (Lit Tui Samoa capacity is 2x 100 Gbps lit to Suva; connected capacity to USA, Australia (8.4 Gbps) and Fiji (2.1 Gbps). total operating capacity ex Samoa is 10.5 Gbps). Capacity available via the now commissioned Hawaiki and Manatua /Honotoa cable systems is not known			

Coverage of the NDID system

► Percentage of Samoa's resident population who have received their credentials from the NDID system (Percentage, Custom)



	Baseline	Actual (Previous)	Actual (Current)	End Target
Value	0.00	0.00	0.00	80.00
Date	01-Jun-2019	31-Aug-2021	30-Jun-2022	30-Jun-2022
► Population who have received their credentials from the NDID system of whom are women and girls (Percentage, Custom)				
	Baseline	Actual (Previous)	Actual (Current)	End Target
Value	0.00	0.00	0.00	50.00
Date	01-Jun-2019	31-Aug-2021	30-Jun-2022	30-Jun-2022

The NDID system is used for service delivery

► Number of institutions using the NDID system for automated identity authentication of their clients (Number, Custom)

	Baseline	Actual (Previous)	Actual (Current)	End Target
Value	0.00	0.00	0.00	5.00
Date	01-Jun-2019	31-Aug-2021	30-Jun-2022	30-Jun-2022
Comments:	NDID System in not yet operational.			

Intermediate Results Indicators by Components

Component 1 (a) Submarine Cable System

► Length of Fiber Optic Network Built (km) (Kilometers, Custom)

	Baseline	Actual (Previous)	Actual (Current)	End Target
Value	0.00	1,385.00	1,385.00	1,300.00
Date	19-Jun-2015	31-Aug-2021	30-Jun-2022	31-Jul-2020
Comments:	Cable laying was completed in Jan 2018. No change since then.			

Component 1 (b) Landing stations and ancillary requirement

► Private Capital Mobilized (Amount(USD), Custom)

	Baseline	Actual (Previous)	Actual (Current)	End Target
Value	0.00	6,540,000.00	6,540,000.00	8,000,000.00



Date	19-Jun-2015	31-Aug-2021	30-Jun-2022	31-Jul-2020
Comments:	Unchanged. Refer to Corporations register of Samoa			

Component 3. Project implementation and administration				
► National installed data capacity (Number, Custom)				
	Baseline	Actual (Previous)	Actual (Current)	End Target
Value	0.00	9,500.00	9,500.00	48,000.00
Date	19-Jun-2015	31-Aug-2021	30-Jun-2022	31-Jul-2020
Comments:	Operators in Samoa can draw on more than 210 mobile BTS sites which, together with fixed terrestrial and national submarine cable network capacity, enables up to 82,000 Mbps of national connectivity that underpins international connectivity. Local, current operational capacity to accommodate variable demand is operational capacity exceeds 10.5 Gbps.			
► Available (lit optical and contracted satellite) International Bandwidth (mbps) (Number, Custom)				
	Baseline	Actual (Previous)	Actual (Current)	End Target
Value	250.00	11,000.00	20,000.00	3,000.00
Date	19-Jun-2015	31-Aug-2021	30-Jun-2022	31-Jul-2020
Comments:	Samoa operators have more than 11Gbps of available lit capacity including satellite as on demand backup. Lit Optical Fibre and contracted satellite capacity indicates long term planning for demand. Capacity available via the now commissioned Hawaiki and Manatua /Honotoa cable systems is not known			
► Monthly volume of data downloaded--all service providers (Terabytes) (Number, Custom)				
	Baseline	Actual (Previous)	Actual (Current)	End Target
Value	650.00	2,106.00	9,000.00	1,250.00
Date	30-Apr-2019	31-Aug-2021	30-Jun-2022	30-Jun-2022
Comments:	Decreased data prices and COVID limitations on travel have bolstered total data download. Data is total TeraBytes of all operators during April 2022.			
► Monthly peak data rate (speed of data download from Tui Samoa cable to all service providers in Samoa) (Mbps) (Number, Custom)				
	Baseline	Actual (Previous)	Actual (Current)	End Target
Value	4.00	8,290.00	10,800.00	7.00
Date	30-Apr-2019	31-Aug-2021	30-Jun-2022	30-Jun-2022
Comments:	Peak aggregate national download data rate (Mbps) in the month of Apr 2022			



--

Component 4 (a) Legal and regulatory enabling environment				
▶ Law establishing National Digital ID System is enacted (Yes/No, Custom)				
	Baseline	Actual (Previous)	Actual (Current)	End Target
Value	No	No	No	Yes
Date	01-Jun-2019	31-Aug-2021	30-Jun-2022	30-Jun-2020

Component 4 (b) Advisory Assistance on a Samoa Digital Government Platform				
▶ Government digital platform implementation options assessment completed (Yes/No, Custom)				
	Baseline	Actual (Previous)	Actual (Current)	End Target
Value	No	No	No	Yes
Date	01-Jun-2019	31-Aug-2021	30-Jun-2022	30-Jun-2020
Comments:	TA to assist Government assessment is in evaluation			

Component 4 (c): Establishing the NDID system and upgrading the CR system				
▶ NDID implementation strategy developed (Yes/No, Custom)				
	Baseline	Actual (Previous)	Actual (Current)	End Target
Value	No	Yes	Yes	Yes
Date	01-Jun-2019	31-Aug-2021	30-Jun-2022	30-Jun-2020
▶ NDID awareness campaign and public consultations launched (Yes/No, Custom)				
	Baseline	Actual (Previous)	Actual (Current)	End Target
Value	No	No	No	Yes
Date	01-Jun-2019	31-Aug-2021	30-Jun-2022	31-Dec-2020
▶ NDID system enrollment begins (Yes/No, Custom)				
	Baseline	Actual (Previous)	Actual (Current)	End Target
Value	No	No	No	Yes





Date	01-Jun-2019	31-Aug-2021	30-Jun-2022	31-Mar-2021
▶ NDID system begins automated authentication (Yes/No, Custom)				
	Baseline	Actual (Previous)	Actual (Current)	End Target
Value	No	No	No	Yes
Date	01-Jun-2019	31-Aug-2021	30-Jun-2022	30-Jun-2021
▶ New civil registration software is operational (Yes/No, Custom)				
	Baseline	Actual (Previous)	Actual (Current)	End Target
Value	No	No	No	Yes
Date	01-Jun-2019	31-Aug-2021	30-Jun-2022	30-Dec-2021
▶ NDID and CR systems sharing data on births and deaths (Yes/No, Custom)				
	Baseline	Actual (Previous)	Actual (Current)	End Target
Value	No	No	No	Yes
Date	01-Jun-2019	31-Aug-2021	30-Jun-2022	31-Mar-2022
Comments:	NDID system not yet operational.			

Performance-Based Conditions

Data on Financial Performance

Disbursements (by loan)

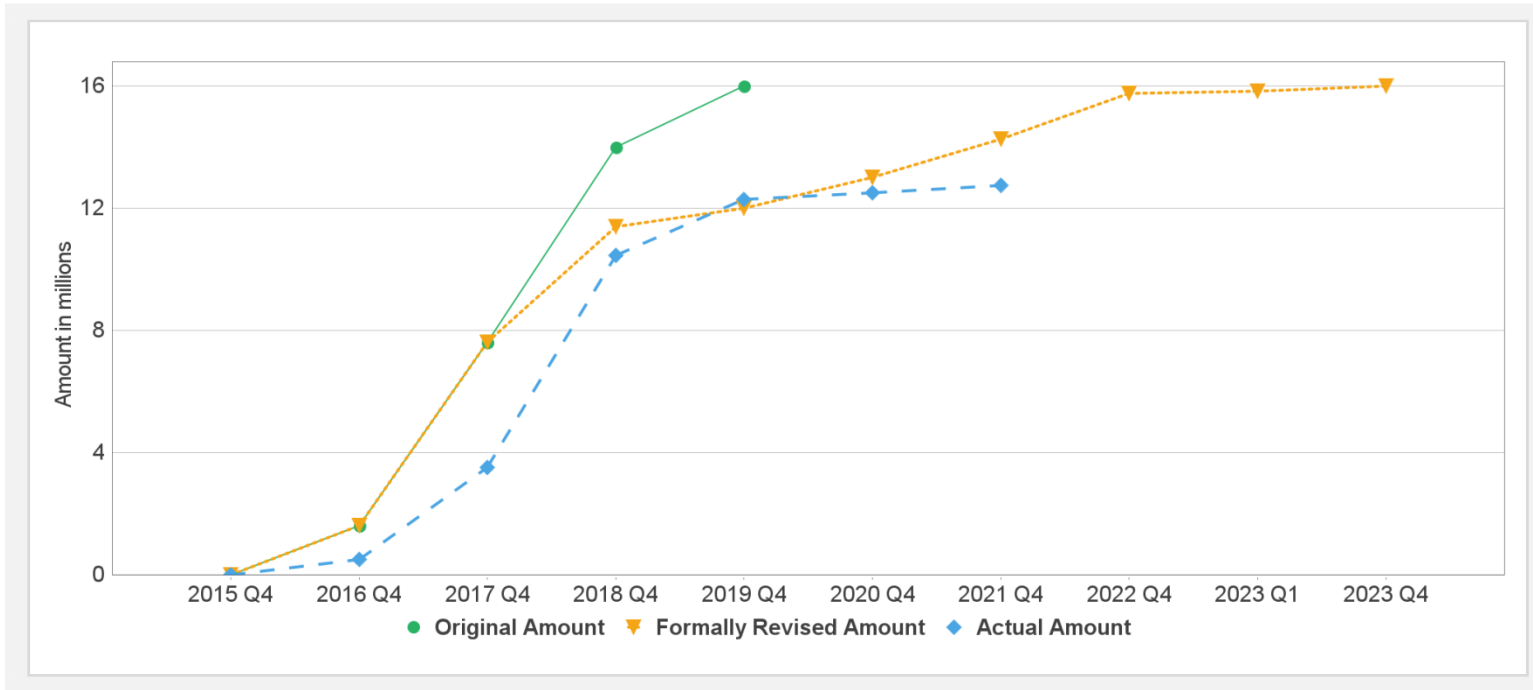
Project	Loan/Credit/TF	Status	Currency	Original	Revised	Cancelled	Disbursed	Undisbursed	% Disbursed
P128904	IDA-D0630	Closed	USD	16.00	16.00	0.00	12.20	4.09	 75%
P128904	TF-A2332	Closed	USD	1.50	1.50	0.00	0.87	0.63	 58%

Key Dates (by loan)

Project	Loan/Credit/TF	Status	Approval Date	Signing Date	Effectiveness Date	Orig. Closing Date	Rev. Closing Date
P128904	IDA-D0630	Closed	19-Jun-2015	11-Aug-2015	04-Sep-2015	31-Jul-2020	30-Jun-2022
P128904	TF-A2332	Closed	23-Mar-2016	30-May-2016	16-Nov-2016	31-Jul-2020	30-Jun-2022



Cumulative Disbursements



Restructuring History

Level 2 Approved on 16-Aug-2019 ,Level 2 Approved on 22-Jan-2020 ,Level 2 Approved on 04-Jun-2020

Related Project(s)

There are no related projects.