

FY 2022 The Philippines
Country Opinion Survey Report

THE WORLD BANK GROUP

Business Intelligence



October 2022

Public Disclosure Authorized

Public Disclosure

Public Disclosure Authorized

Public Disclosure Authorized



Acknowledgements

The Philippines Country Opinion Survey is part of the Country Opinion Survey Program series of the World Bank Group. This report was prepared by the Business Intelligence (BI) team, led by Jose De Buerba (Senior External Affairs Officer). Yulia Danilina, Jessica Cameron, Nan Lin, and Sofya Gubaydullina oversaw design, reporting, and analysis. Dania Mendoza, Noreen Wambui, and Irina Popova provided data support. BI acknowledges the significant contribution from the Philippines country team and independent fielding agency International Technology Management Corporation. In particular, BI is grateful for the support from Lilanie Olarte Magdamo (Senior Operations Officer), Clarissa Crisostomo David (Senior External Affairs Officer), and Stephanie Margallo (Program Assistant), who coordinated the survey related activities from Manila, Philippines.



CountryOpinionSurveys
THE WORLD BANK GROUP



Table of Contents

I. Objectives	3
II. Methodology.....	3
III. Demographics of the Sample.....	5
IV. Overall Context	9
V. Overall Attitudes Toward the World Bank Group	13
VI. World Bank Group’s Support in Development Areas.....	17
VII. World Bank Group’s Work and Engagement on the Ground	19
VIII. World Bank Group’s Knowledge and Instruments	22
IX. The Future Role of the WBG in the Philippines.....	25
X. Communication and Outreach	29
XI. Appendices.....	32

THE PHILIPPINES





I. Objectives

This survey was designed to assist the World Bank Group (WBG) in gaining a better understanding of how stakeholders in the Philippines perceive the WBG. The survey explored:

- *Overall Context*
- *Overall Attitudes toward the World Bank Group*
- *World Bank Group's Work and Engagement on the Ground*
- *World Bank Group's Support in Development Areas*
- *World Bank Group's Knowledge Work and Activities*
- *The Future Role of the World Bank Group in the Philippines*
- *Communication and Information Sharing*
- *Background Information*

II. Methodology

From February to March 2022, a total of 1,123 stakeholders of the WBG in the Philippines were invited to provide their opinions on the WBG's work in the country by participating in a Country Opinion Survey. Participants were drawn from the office of the President; office of a Secretary; office of a member of Congress; employees of department/agency, commission, implementation agency; Project Management Units (PMUs) overseeing implementation of WBG projects; consultants/contractors working on WBG-supported projects/programs; local governments; independent government institutions; the judicial system; state-owned enterprises; bilateral and multilateral agencies; private sector organizations; the financial sector/private banks; private foundations; NGOs and community-based organizations; professional/trade associations; faith-based groups; youth groups; academia/research institutes/think tanks; and the media.

A total of 335 stakeholders participated in the survey (30% response rate). Respondents received the questionnaire link via email and completed the questionnaire online.

Every country that engages in the Country Opinion Survey (COS) must include specific indicator questions that will be aggregated for the World Bank Group's annual Corporate Scorecard. These questions are identified throughout the survey report.

Note that the body of the report presents data on selected questions of the survey questionnaire. Please refer to Appendix A for data on all survey questions. Appendices B and C present data on selected questions. Additional data breakdowns are available upon request.



II. Methodology (continued)

The results in this year’s Country Survey were compared to those in the Country Survey conducted in FY’19 (response rate was 49%, N=443). Comparing responses across Country Surveys reflect changes in attitudes over time, but also changes in respondent samples and changes to the survey instrument itself. To reduce the influence of the latter factor, only those questions with similar response scales/options were analyzed. The distribution of respondent samples from the FY’19 and FY’22 Country Surveys used in the year comparisons analyses are listed in the table below.

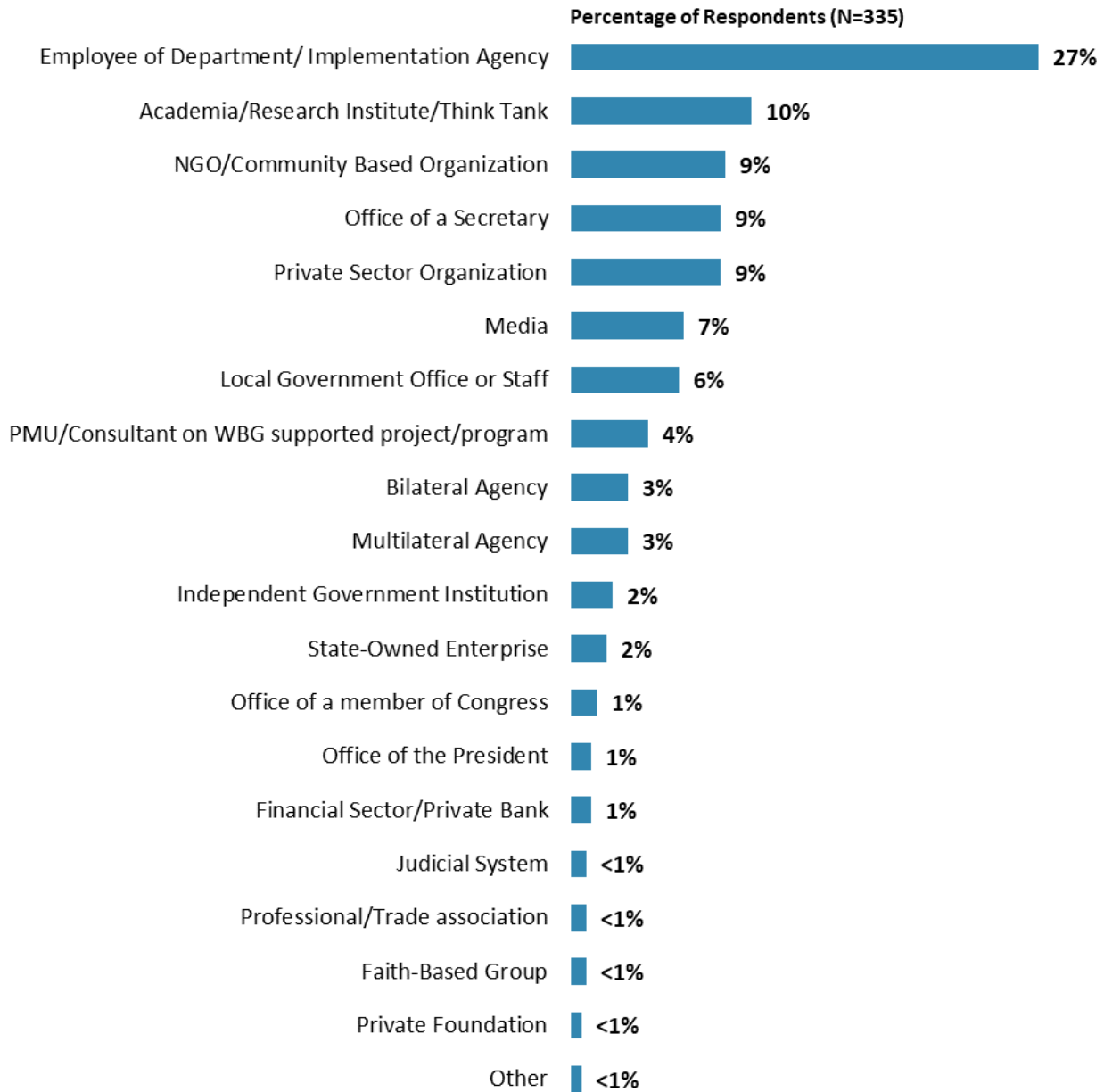
Percentage of Respondents	Distribution	
	FY 2019	FY 2022
Office of the President; Office of a Secretary	5.8%	9.9%
Office of a member of Congress	1.6%	1.5%
Government Institutions (includes employees of ministries, PMUs/Consultants on WBG-supported projects, independent government institutions, the judiciary, and state-owned enterprise)	36.0%	37.0%
Local Government Office or Staff	8.1%	6.3%
Bilateral/Multilateral Agency	1.9%	6.6%
Civil Society (includes NGOs/CBOs, private foundations, youth groups, professional/trade unions, and faith-based groups)	14.4%	11.3%
Private Sector (includes private sector organization and financial sector/private banks)	14.9%	9.9%
Academia/Research Institute/Think Tank	7.9%	10.4%
Media	4.0%	6.6%
Other	5.3%	0.6%
Total Number of Respondents	430	335



III. Demographics of the Sample

Current Affiliation

- Note that for further analyses, some respondent groups were combined.¹



“Which of the following best describes your current affiliation?”

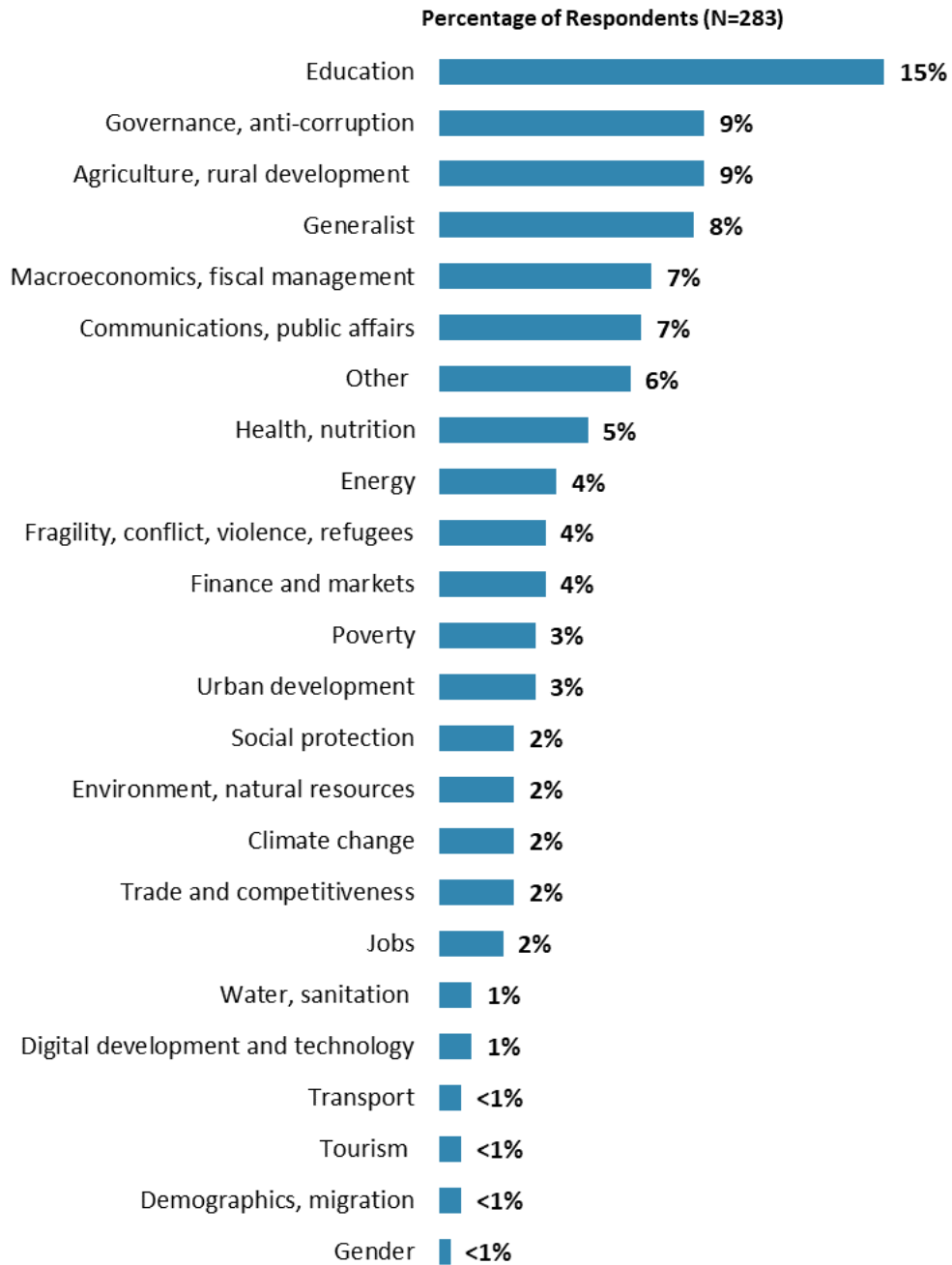
¹ Respondents from the office of the President were combined with the respondents from the office of a Secretary; respondents from independent government institutions, judicial system and state-owned enterprise were combined into an “other government institutions” category; respondents from bilateral agencies were combined with those from multilateral agencies; respondents from the financial sector/private banks were combined with those from private sector organizations; respondents from private foundations, NGO/community-based organizations, professional/trade associations, and faith-based groups were included in a “Civil Society” category. The small number of the respondents from the office of a member of Congress were included in the “Other” category. There were no respondents from youth groups.



III. Demographics of the Sample (continued)

Area of Primary Specialization

- When more than 10% of the sample are respondents from a particular sector, analyses are done to see if these respondents' views about which areas are the most important development priorities and the areas on which the World Bank Group should focus most of its resources disproportionately influence the results.

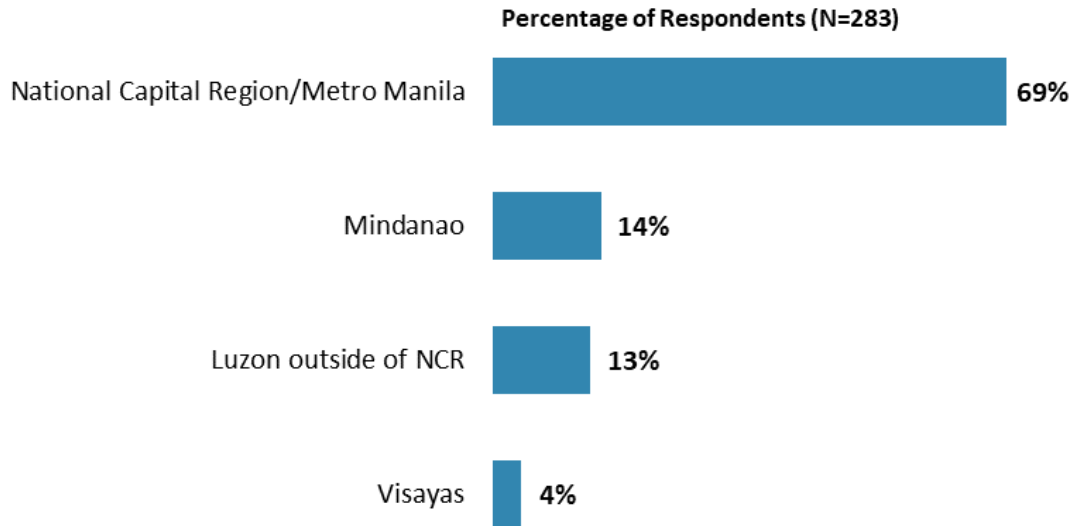


“Please identify the primary specialization of your work.”
(Respondents chose from a list.)



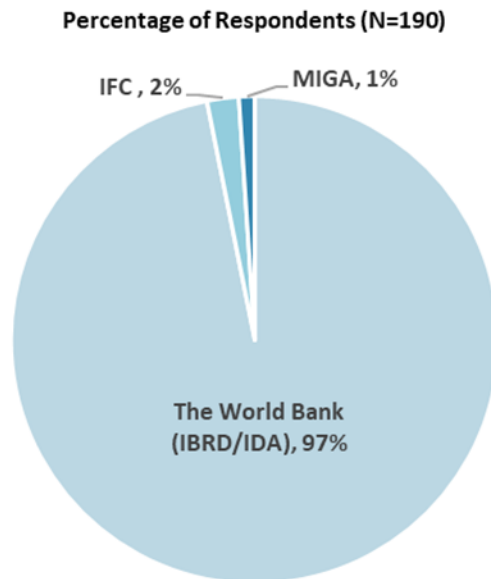
III. Demographics of the Sample (continued)

Geographic Locations



"Which best represents your geographic location?"
(Respondents chose from a list.)

Exposure to Agencies within the World Bank Group



"Which of the following agencies of the World Bank Group do you primarily collaborate/work with in the Philippines?"
(Respondents chose from a list.)

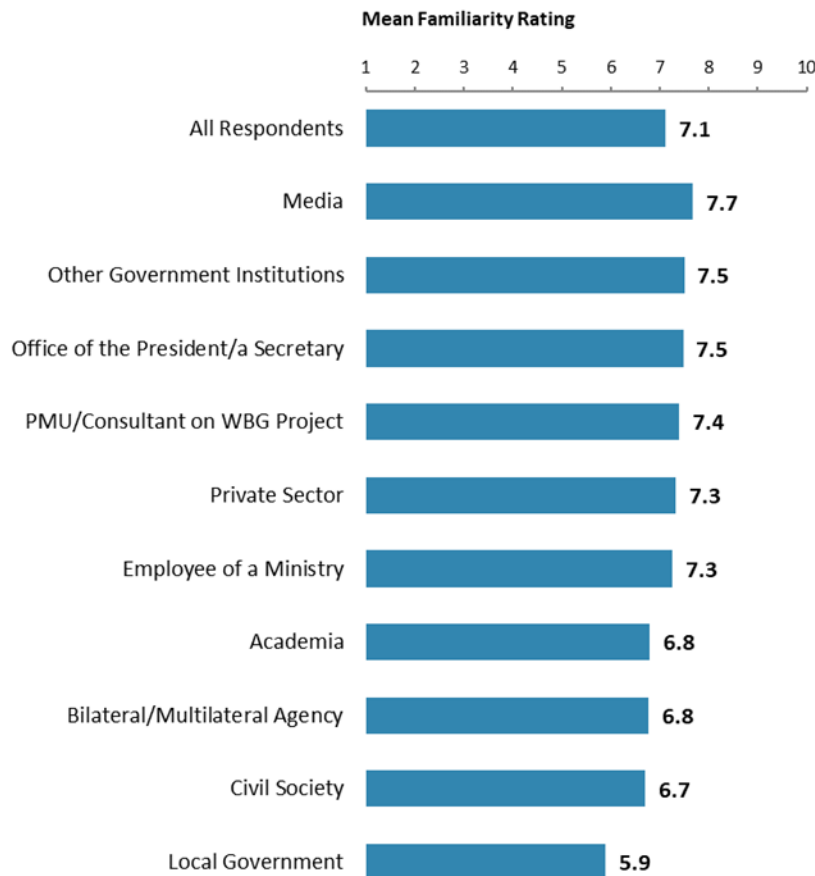
No respondent chose International Centre for Settlement of Investment Disputes (ICSID)



III. Demographics of the Sample (continued)

Familiarity with the World Bank Group

- **Year comparison:** Respondents in this year's Country Survey had statistically similar levels of familiarity with the WB compared to respondents in the FY'19 Country Survey (mean in FY'22 = 7.1; mean in FY'19 = 6.9).
- **Collaboration:** Respondents who collaborate with the WBG reported significantly higher levels of familiarity with the work of the WB compared to respondents who do not collaborate (mean familiarity of collaborators = 7.6; mean familiarity of non-collaborators = 6.).
- **Impact of familiarity:** Respondents' ratings of familiarity² with the WB were significantly, moderately correlated with their agreement that the WBG plays a relevant role in the Philippines's development, with their ratings of the WB's overall effectiveness in the Philippines, and with their ratings for the extent to which the WBG's work helps to achieve development results in the Philippines.



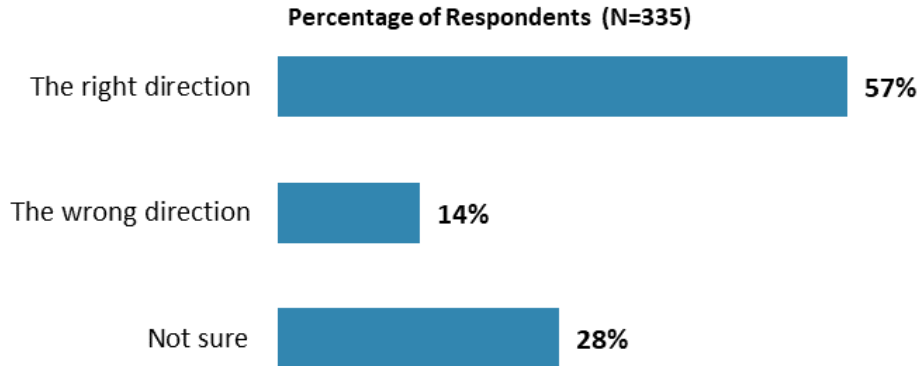
"How familiar are you with the work of the World Bank (IBRD/IDA) in the Philippines?"
(1-"Not familiar at all", 10-"Extremely familiar")
(Significantly different among stakeholder groups)

² In FY 2022, the questions about familiarity and effectiveness were asked separately about the World Bank and the IFC. Only the questions referring to the World Bank were used in these calculations.



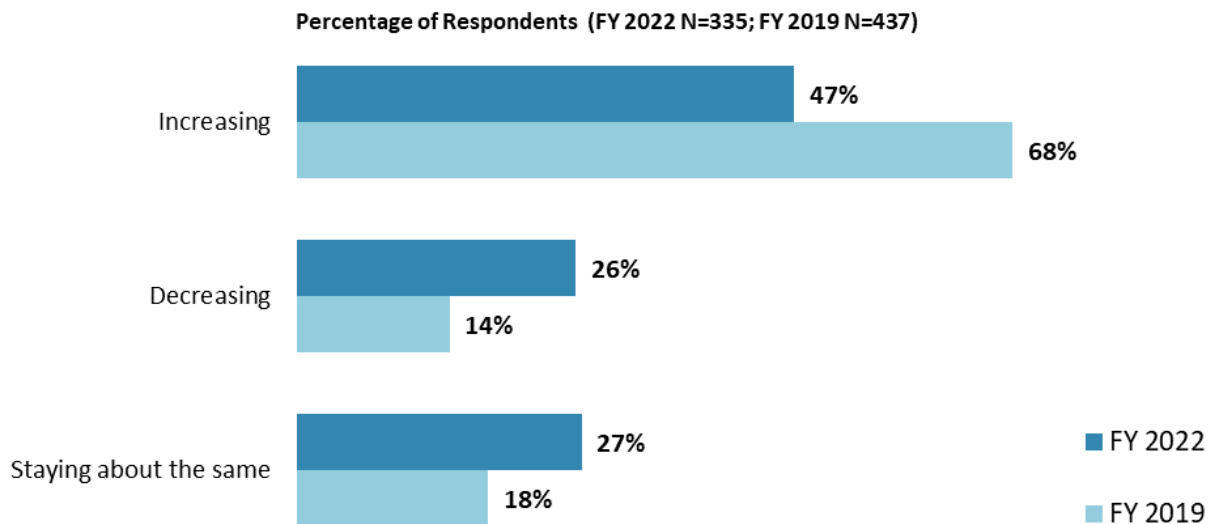
IV. Overall Context

Headed in the Right Direction



"In general, would you say that the Philippines is headed in ... ?"
(Respondents chose from a list.)

Perceptions of Economic Opportunity



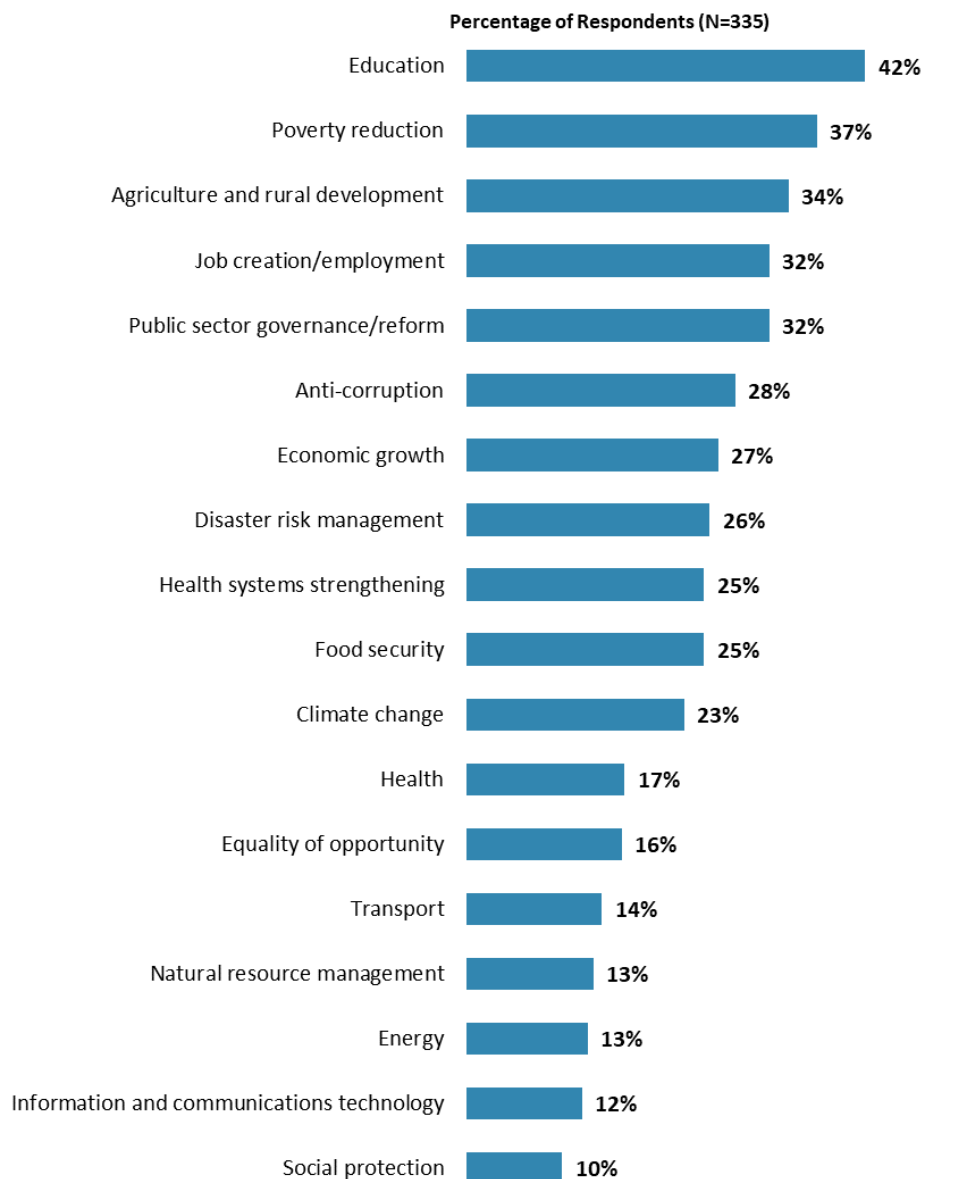
"Do you think that economic opportunity for citizens in the Philippines is ... ?"
(Respondents chose from a list.)
(Significantly different between FY 2022 and FY 2019)



IV. Overall Context (continued)

Development Priority

- **Year comparison:** Respondents in the FY'19 Country Survey indicated that the most important development priorities in the Philippines were “*poverty reduction*” (31%), “*anti-corruption*” (28%), “*urban development*” (28%), “*education*” (24%), “*agriculture and rural development*” (22%), “*job creation/employment*” (21%), and “*public sector governance/reform*” (20%).
- **Specialization:** Respondents who identified their primary specialization of work as “*education*” (15% of the sample) were significantly *more* likely to indicate that “*education*” was the most important development priority in the Philippines, compared to the rest of respondents (education specialists = 74%; others = 38%).

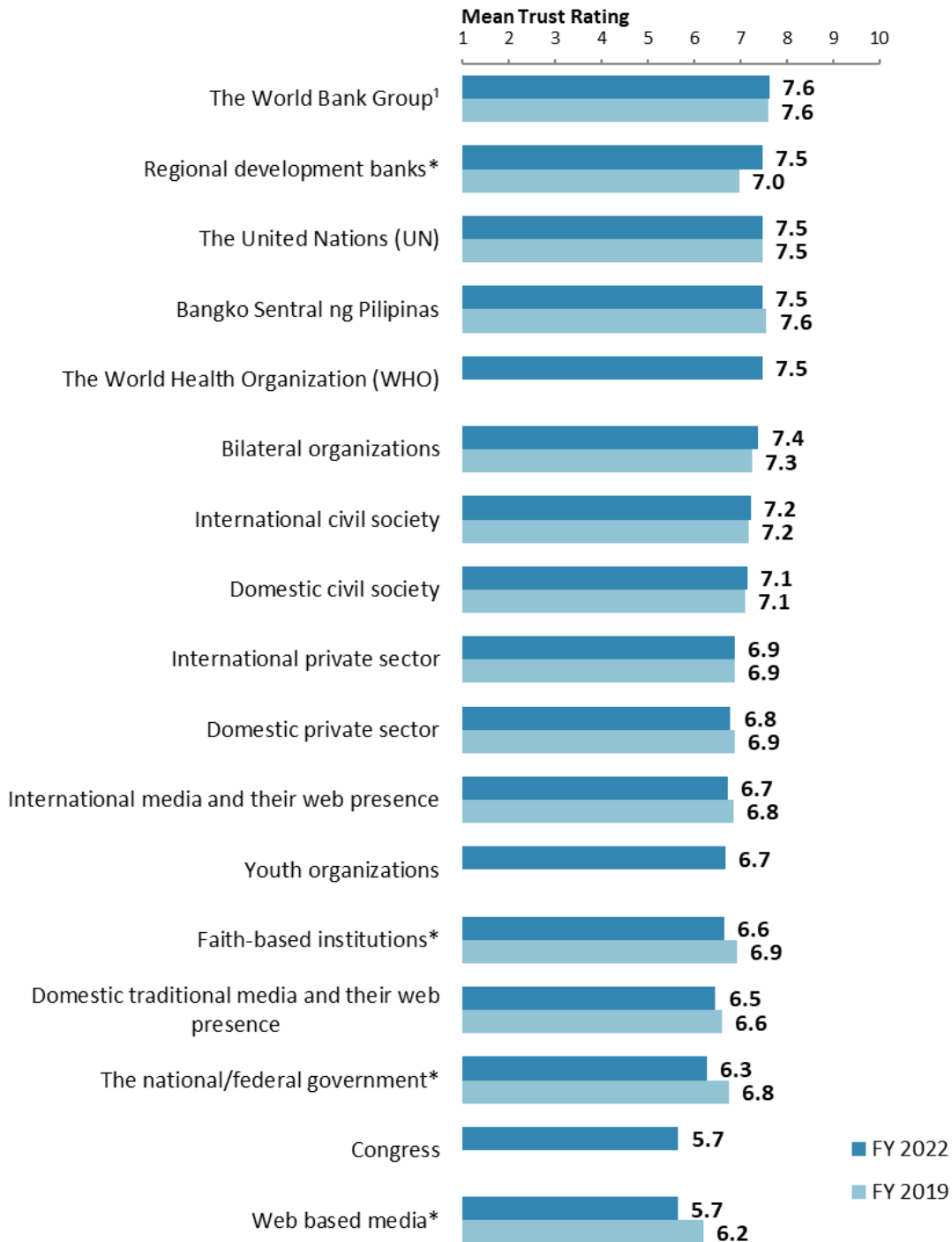


"Please identify which of the following development priorities you consider the most important in the Philippines. (Choose no more than 5)"
(Respondents chose from a list. Responses combined. Top 18 of 29 response options shown)



IV. Overall Context (continued)

Trust in Institutions



"To what extent do you trust each of the following groups to do what is right?"

(1-"To no degree at all", 10-"To a very significant degree")

(*Significantly different between FY 2022 and FY 2019)

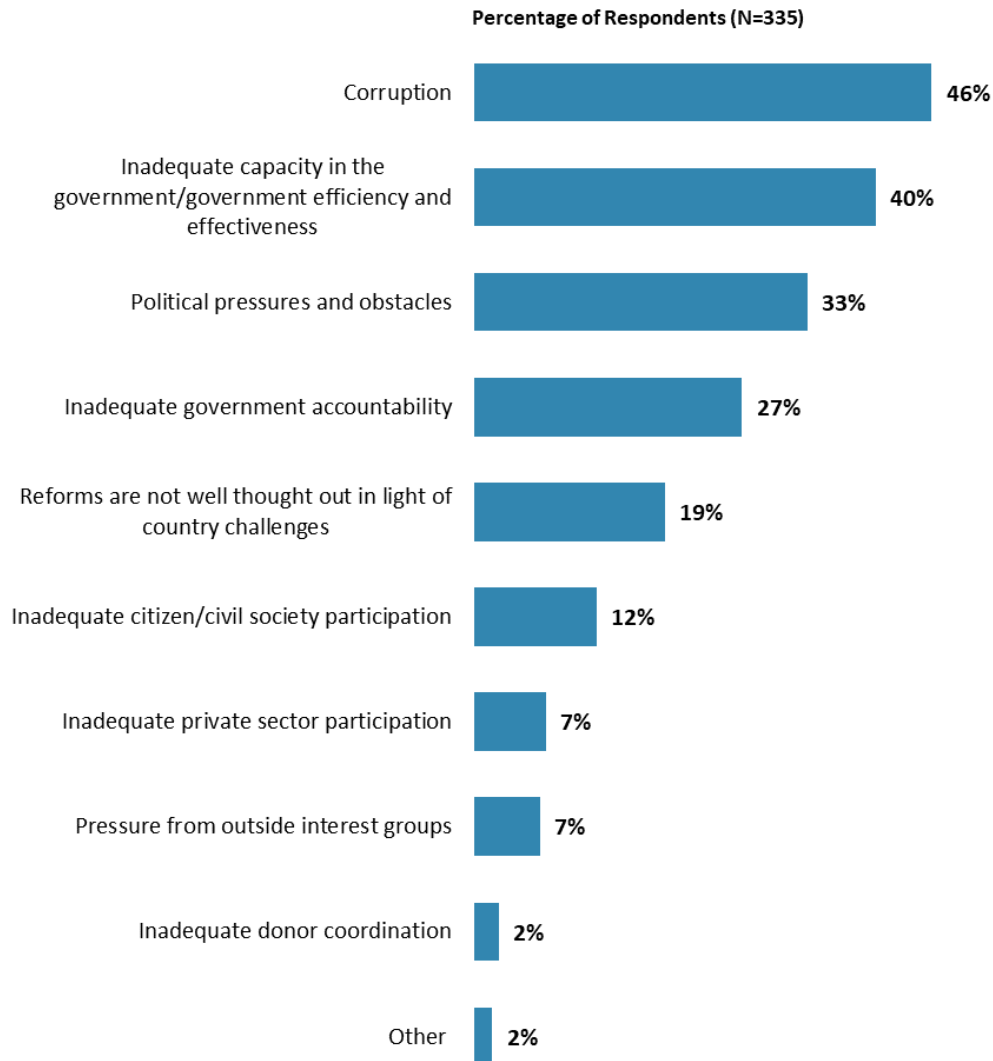
¹Indicator Question



IV. Overall Context (continued)

Attributions for Slow/Failed Reform Efforts

- **Year comparison:** Respondents in the FY'19 Country Survey indicated that the primary reason for slow/failed reform efforts in the Philippines was “*corruption*” (59%), followed by “*political pressures and obstacles*” (34%), “*reforms are not well thought out in light of country challenges*” (27%), and “*poor coordination within the government*” (21%).

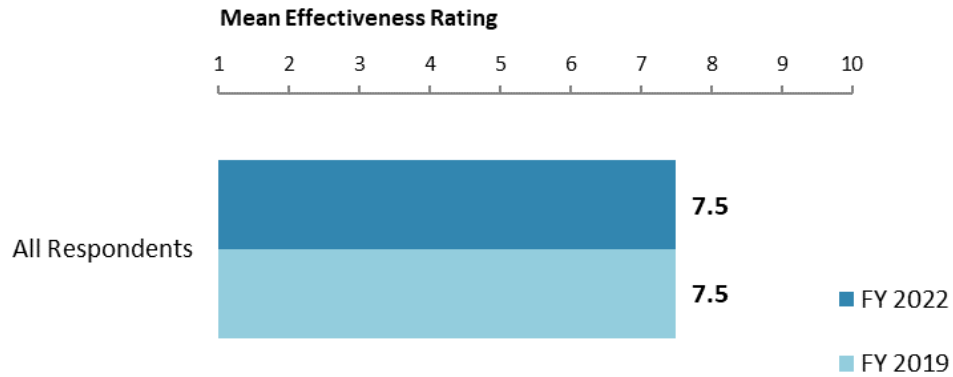


"When economic and/or social reform efforts fail or are slow to take place in the Philippines, which of the following would you attribute this to? (Choose no more than 2)"
(Respondents chose from a list. Responses combined.)



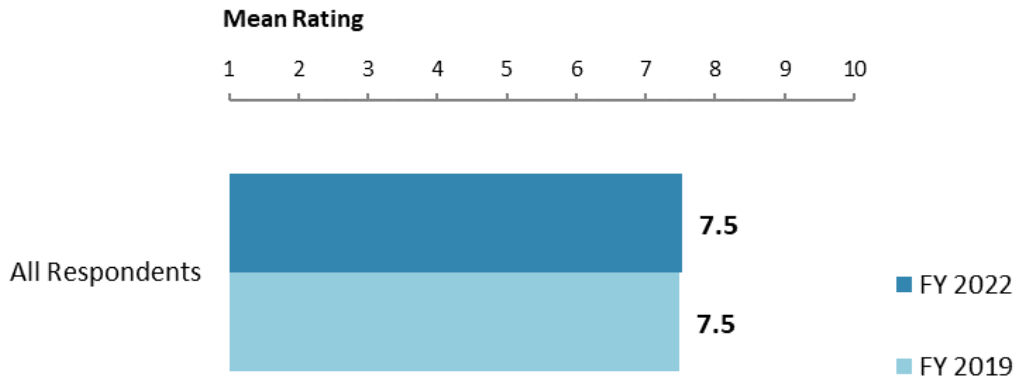
V. Overall Attitudes toward the World Bank Group

The World Bank Group's Overall Effectiveness *(Indicator Question)*



"Overall, please rate your impression of the World Bank (IBRD/IDA)'s effectiveness in the Philippines."
(1-"Not effective at all", 10-"Very effective")
(Statistically similar between FY 2022 and FY 2019)

Achieving Development Results *(Indicator Question)*

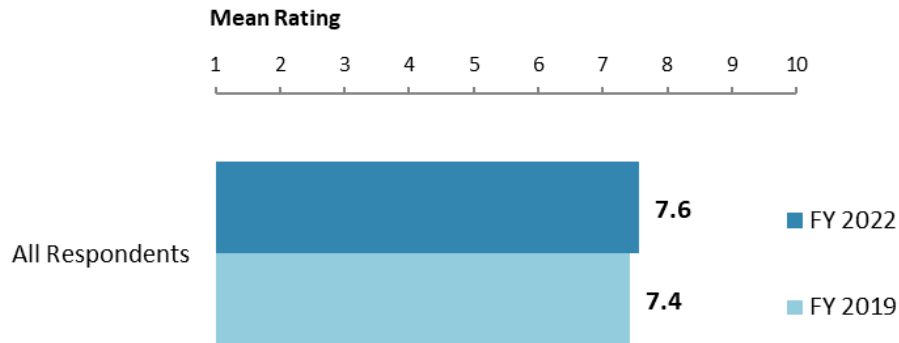


"To what extent does the World Bank Group's work help to achieve development results in the Philippines?"
(1-"To no degree at all", 10-"To a very significant degree")
(Statistically similar between FY 2022 and FY 2019)



V. Overall Attitudes toward the World Bank Group (continued)

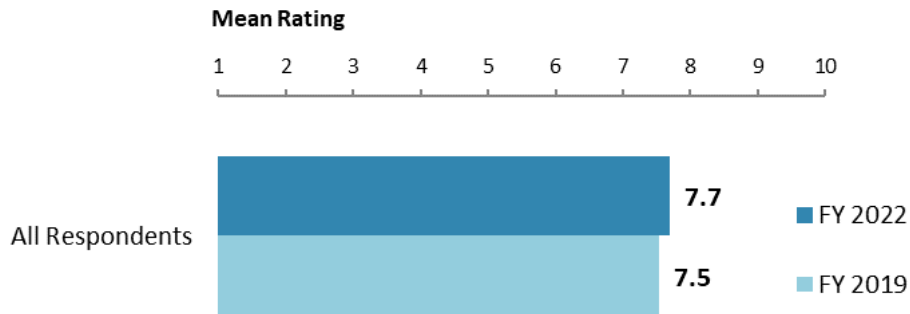
Influence on Philippines's Development Agenda (*Indicator Question*)



"To what extent does the World Bank Group influence the development agenda in the Philippines?"

*(1-"To no degree at all", 10-"To a very significant degree")
(Statistically similar between FY 2022 and FY 2019)*

WBG Staff Preparedness



"To what extent do you believe the World Bank Group's staff is well prepared (e.g., skills mix and knowledge) to help the Philippines solve its most complicated development challenges?"

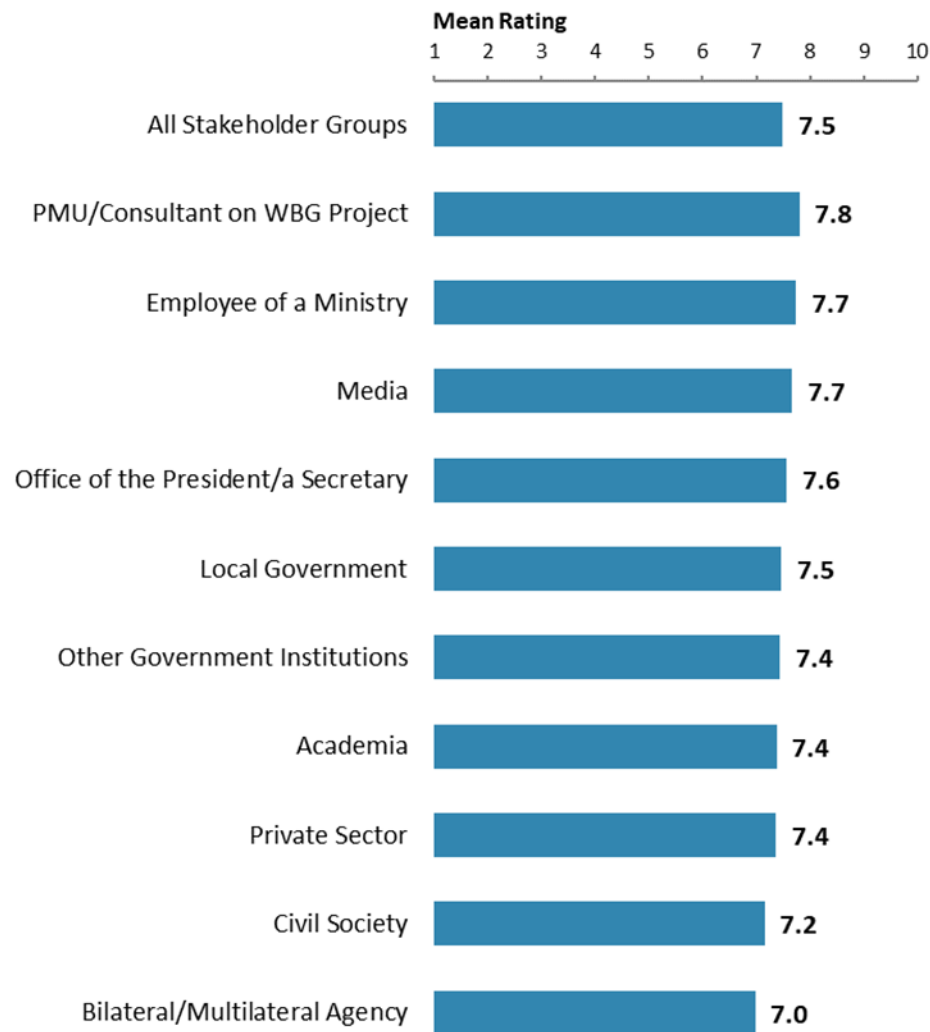
*(1-"To no degree at all", 10-"To a very significant degree")
(Statistically similar between FY 2022 and FY 2019)*



V. Overall Attitudes toward the World Bank Group (continued)

Overall Ratings for Indicator Questions by Stakeholder Groups

- **Collaboration:** Respondents who collaborate with the WBG had significantly higher mean ratings for the aggregated responses to the twenty-five COS indicator questions (mean rating = 7.7) compared to respondents who do not collaborate with the WBG (mean rating = 7.3). Responses for individual indicator questions by collaboration can be found in Appendix C (page 56).
- **Stakeholder groups:** Respondents from PMUs/Consultants on WBG projects had the highest mean ratings whereas respondents from bilateral/multilateral agencies had the lowest mean ratings for the twenty-five COS indicator questions; however, this difference did not reach statistical significance. Responses for individual indicator questions by stakeholder groups can be found in Appendix B (page 45).



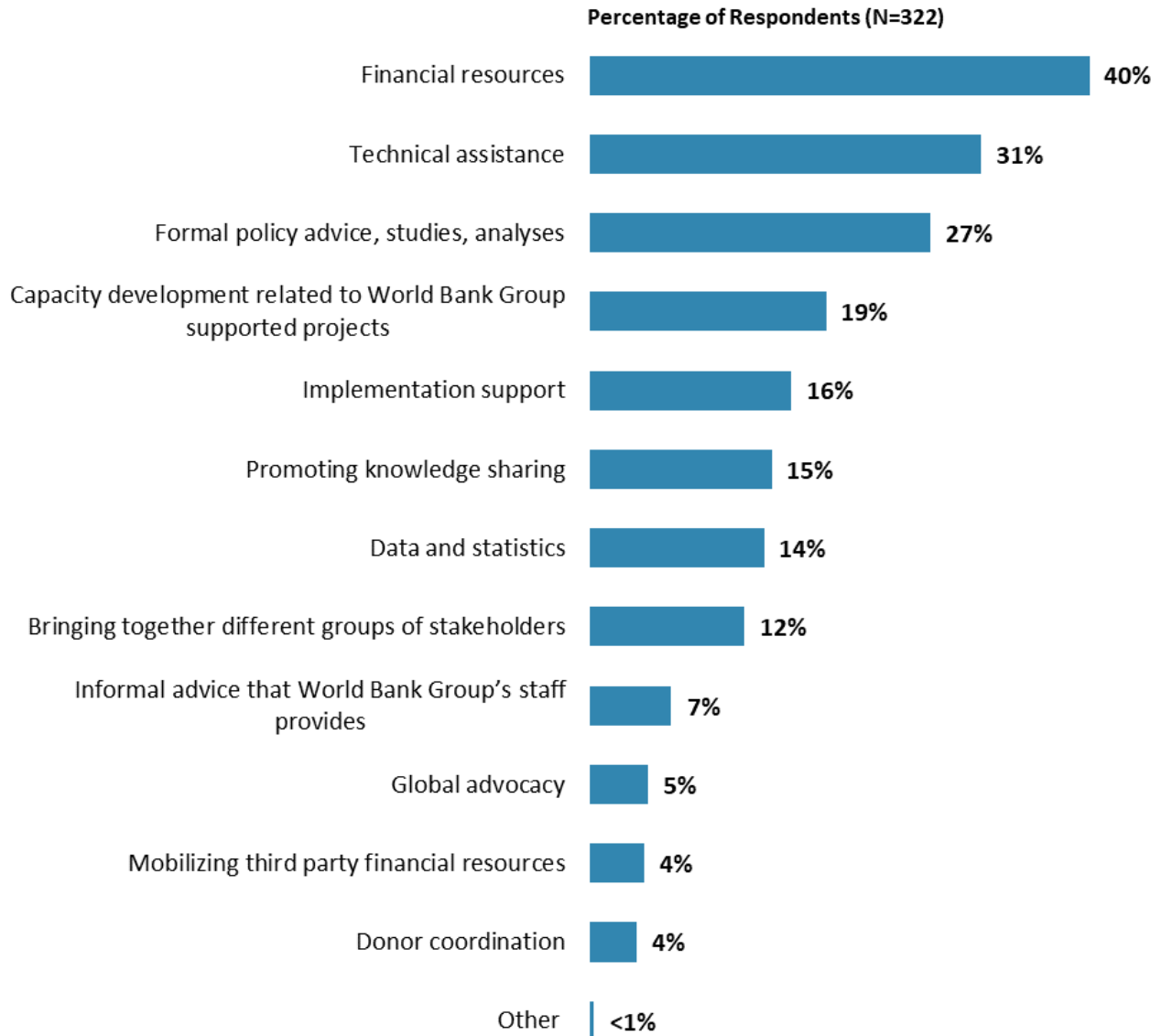
Mean Ratings for All Indicator Questions by Stakeholder Groups on a Scale from 1 to 10



V. Overall Attitudes toward the World Bank Group (continued)

Greatest Value

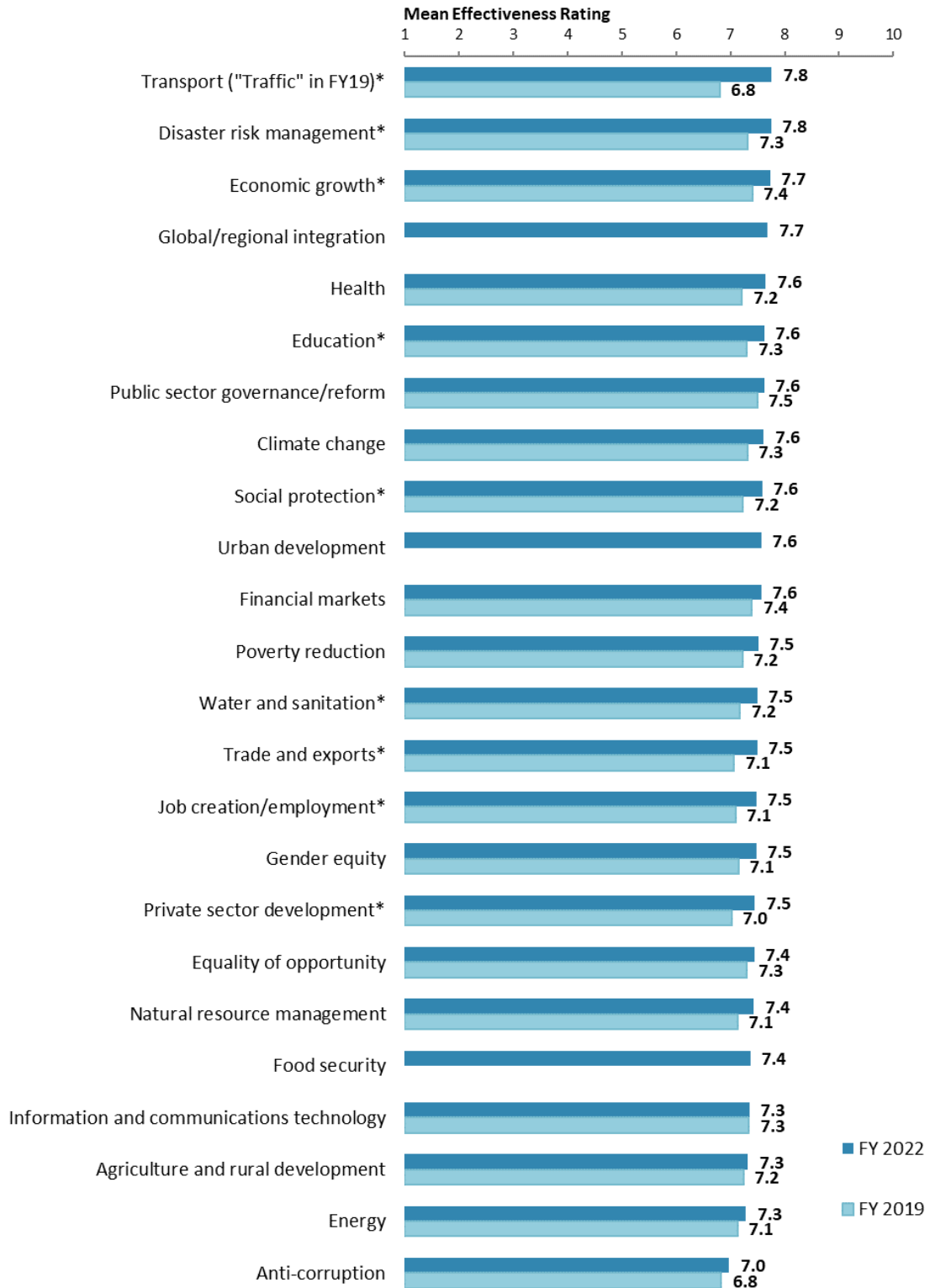
- **Year comparison:** Respondents in the FY'19 Country Survey indicated that the WBG's greatest values to the Philippines were “*financial resources*” (37%), “*technical assistance*” (35%), “*policy advice, studies, analyses*” (31%), and “*capacity development related to World Bank Group supported projects*” (25%).



“When thinking about the World Bank Group’s role in the Philippines, which activity do you VALUE the most? (Choose no more than 2)”
(Respondents chose from a list. Responses combined.)



VI. World Bank Group’s Support in Development Areas Effectiveness of WBG’s Support in Sectoral Areas

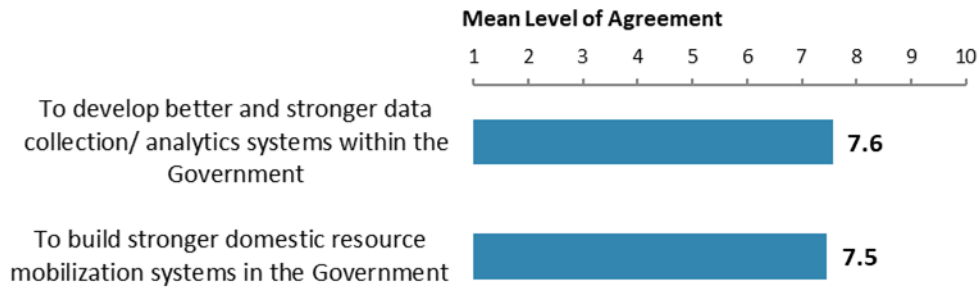


"How EFFECTIVE do you believe the World Bank Group is in terms of the work it does in the following areas of development in the Philippines?" (1-"Not effective at all", 10-"Very effective")
 (*Significantly different between FY 2022 and FY 2019)



VI. WBG's Support in Development Areas (continued)

Effectiveness of WBG's Support

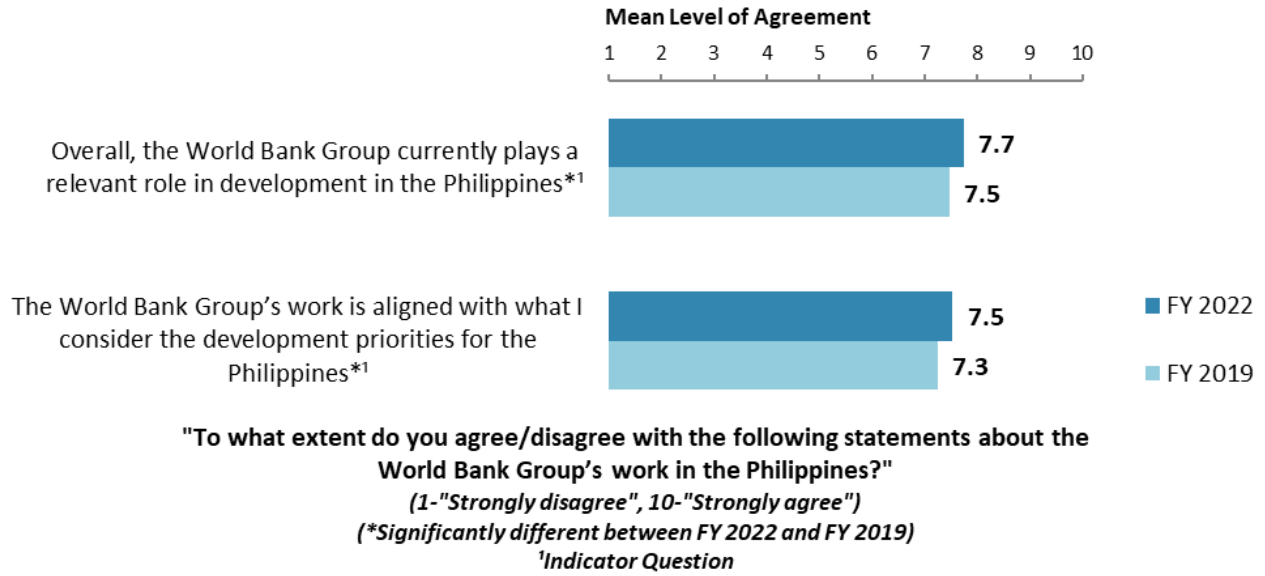


"How effectively does the World Bank Group support the Philippines's efforts ... ? "
(1-"Not effective at all", 10-"Very effective")

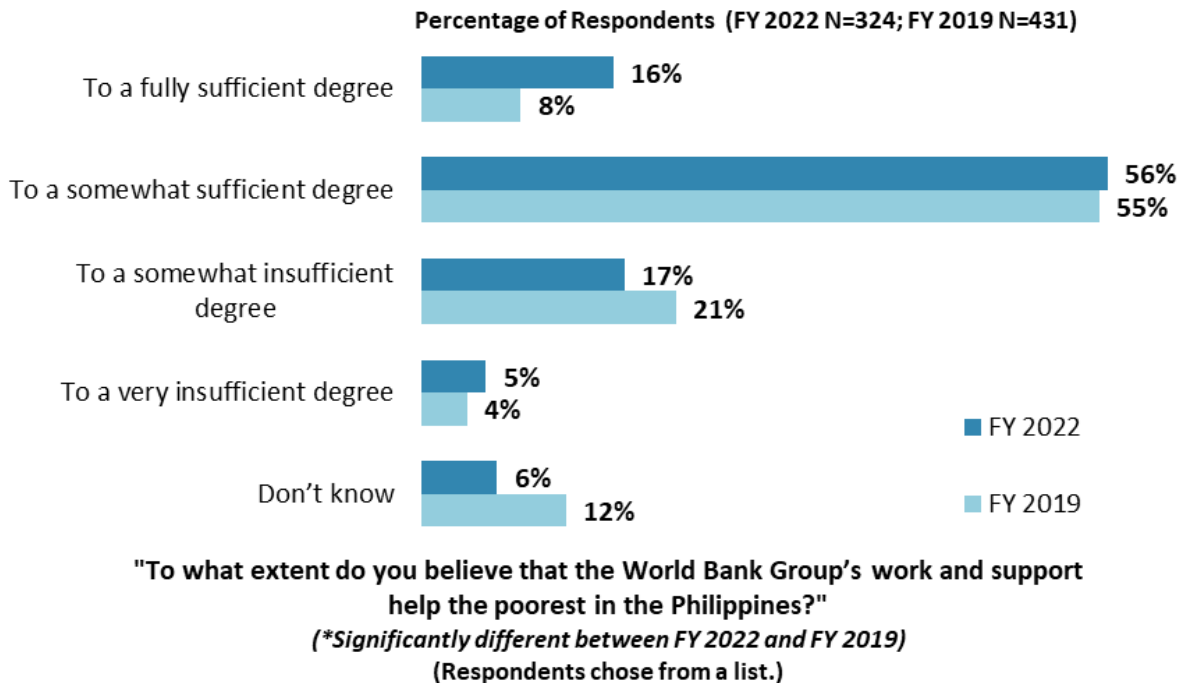


VII. World Bank Group’s Work and Engagement on the Ground

The World Bank Group’s Work in Philippines



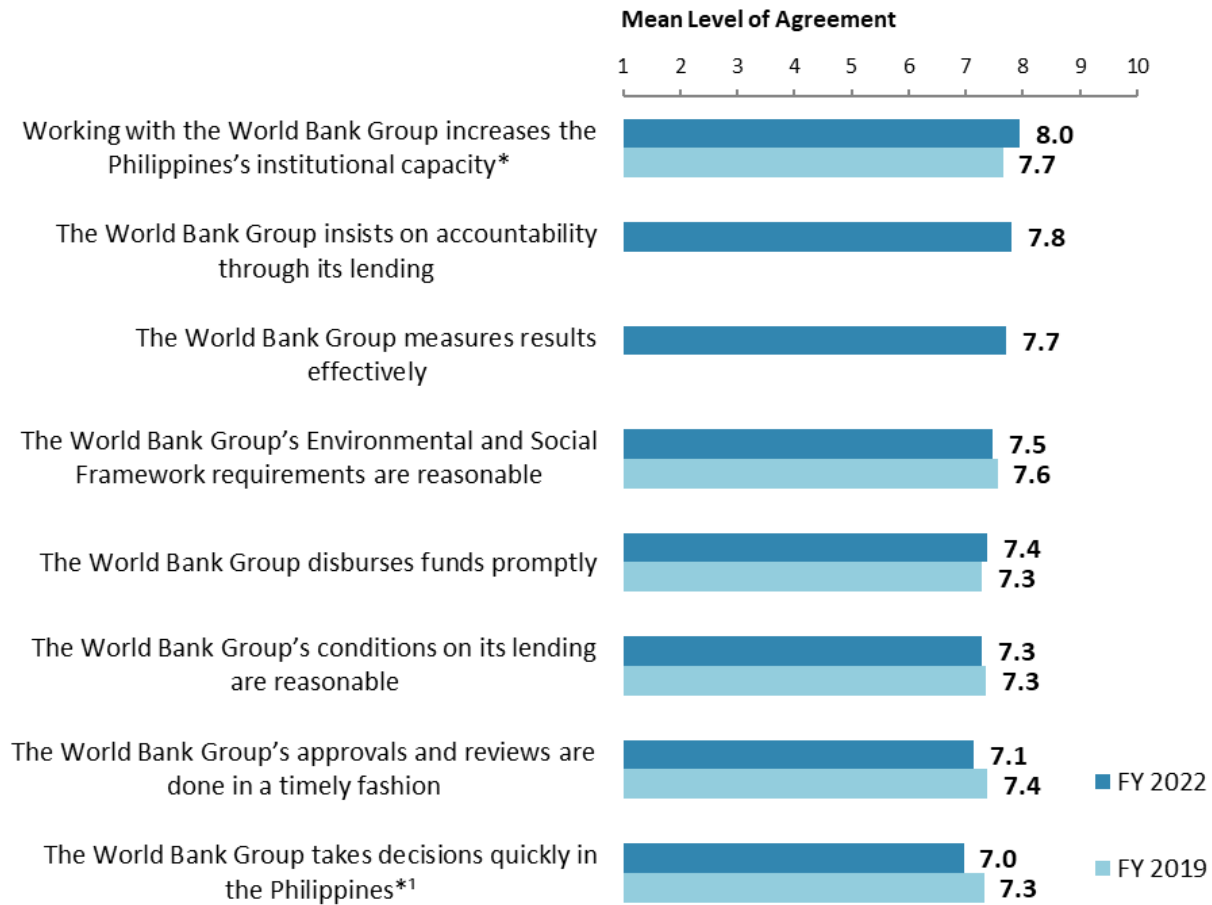
Helping the Poorest





VII. WBG’s Work and Engagement on the Ground (continued)

Overall Perceptions

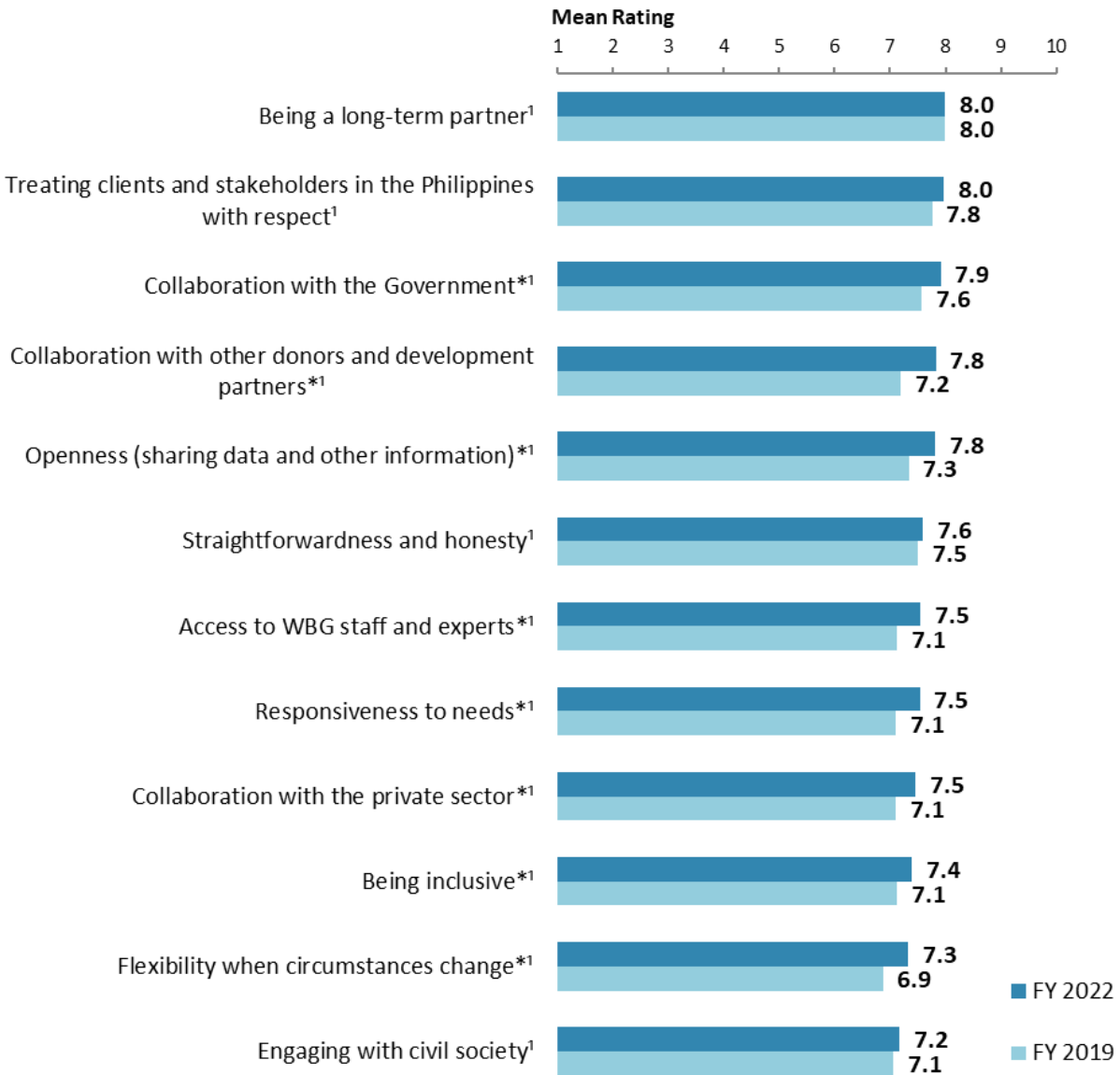


"To what extent do you agree/disagree with the following statements?"
(1-"Strongly disagree", 10-"Strongly agree")
*(*Significantly different between FY 2022 and FY 2019)*
¹Indicator Question



VII. WBG's Work and Engagement on the Ground (continued)

The WBG as an Effective Development Partner



"To what extent is the World Bank Group an effective development partner in the Philippines, in terms of each of the following?" (1-"To no degree at all", 10-"To a very significant degree")

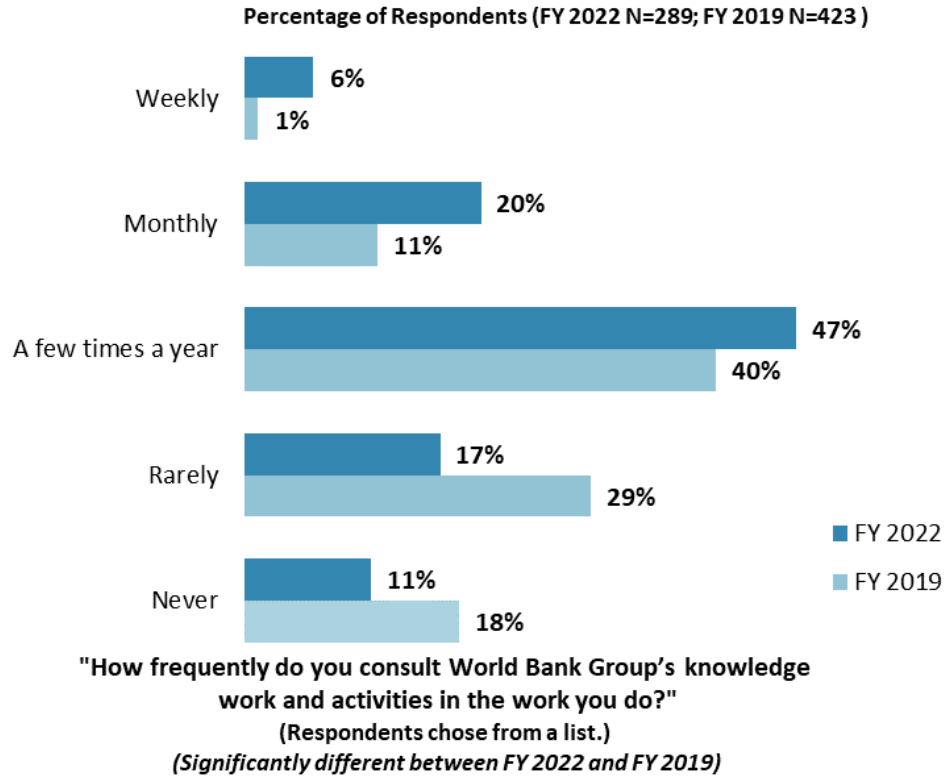
(*Significantly different between FY 2022 and FY 2019)

¹Indicator Question

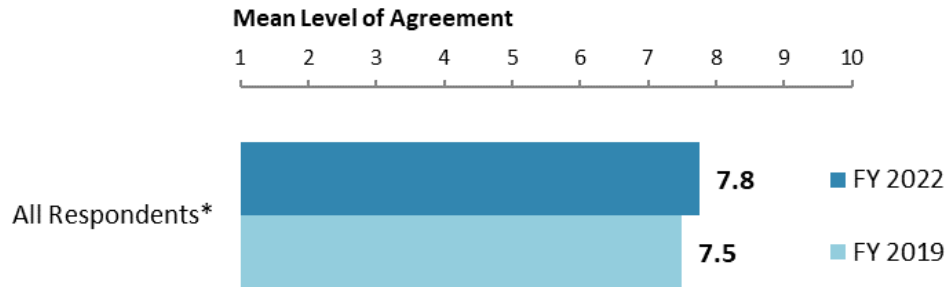


VIII. World Bank Group's Knowledge and Instruments

Frequency of Consulting WBG Knowledge Work and Activities



Meeting Philippines's Knowledge Needs (Indicator Question)

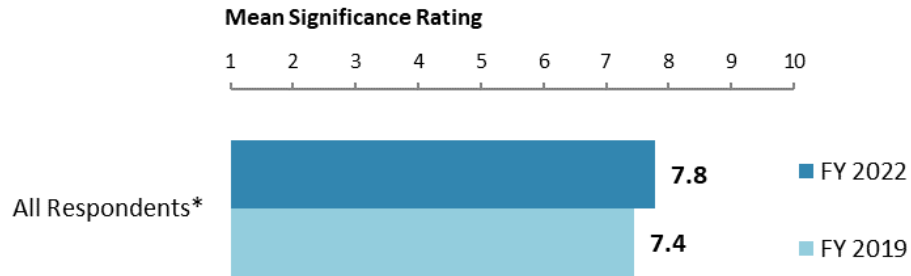


"The World Bank Group meets the Philippines' needs for knowledge services (e.g., research, analysis, data, technical assistance)"
(1-"Strongly disagree", 10-"Strongly agree")
*(*Significantly different between FY 2022 and FY 2019)*



VIII. World Bank Group's Knowledge and Instruments (continued)

Contribution of the WBG's Knowledge Work and Activities (Indicator Question)

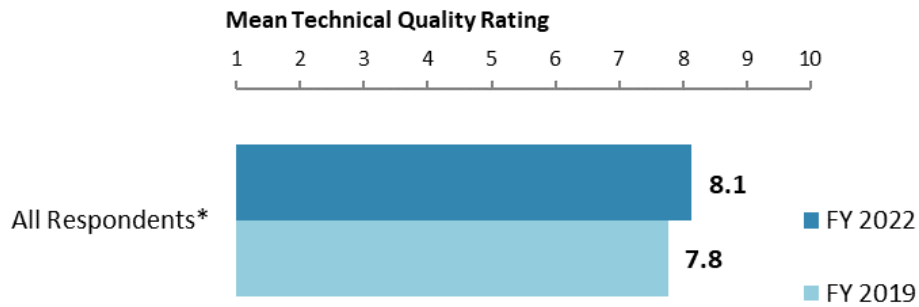


"Overall, how significant a contribution do you believe the World Bank Group's knowledge work and activities make to development results in your country?"

(1-"Not significant at all", 10-"Very significant")

(*Significantly different between FY 2022 and FY 2019)

Technical Quality of the WBG's Knowledge Work and Activities (Indicator Question)



"Overall, how would you rate the technical quality of the World Bank Group's knowledge work and activities?"

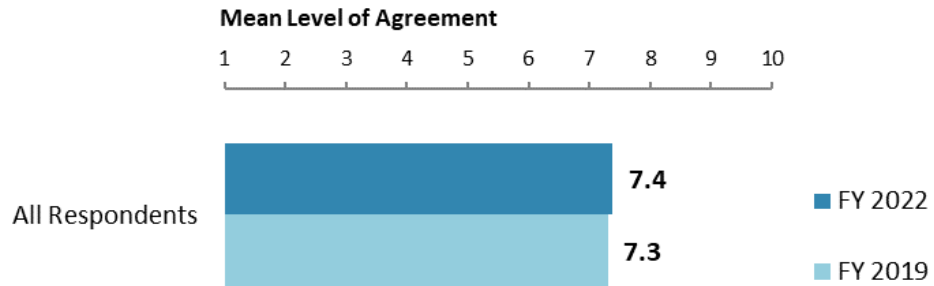
(1-"Very low technical quality", 10-"Very high technical quality")

(*Significantly different between FY 2022 and FY 2019)



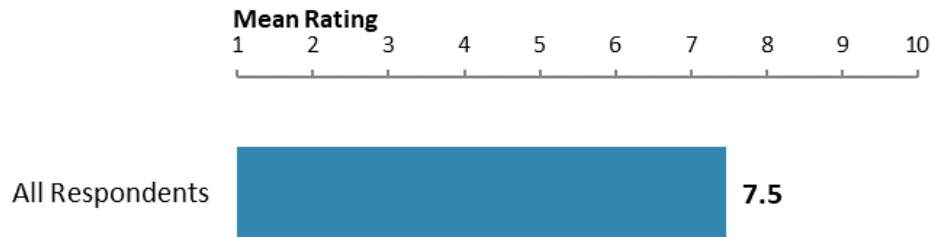
VIII. World Bank Group's Knowledge and Instruments (continued)

Meeting Philippines's Needs for Financial Instruments (*Indicator Question*)



"The World Bank Group's financial instruments (i.e., investment lending, Development Policy Loan, Trust Funds, Program-for-Results) meet the needs of the Philippines"
(1-"Strongly disagree", 10-"Strongly agree")
(Statistically similar between FY 2022 and FY 2019)

WBG's Reimbursable Advisory Services (RAS)

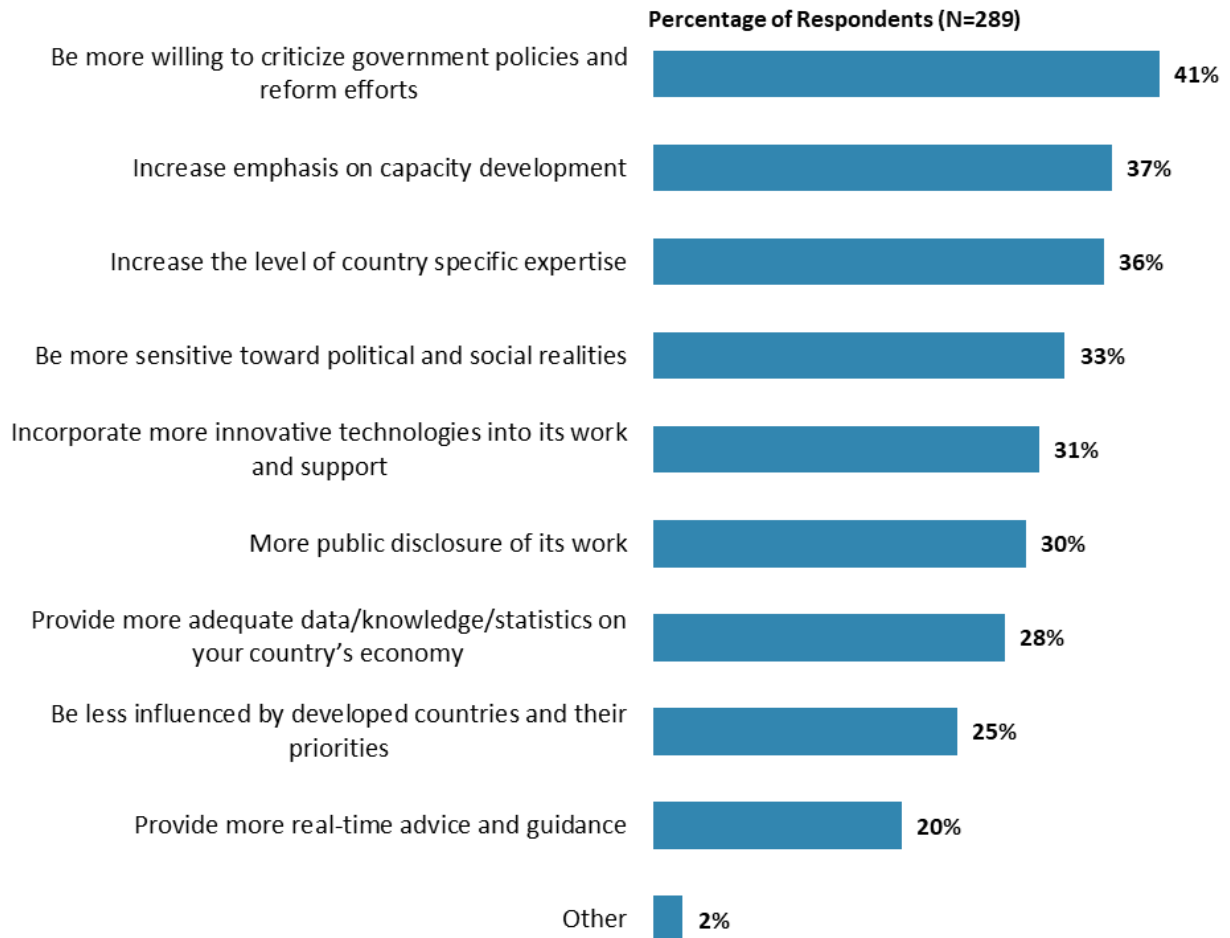


"To what extent do you believe that the Philippines received value for money from the World Bank Group's Reimbursable Advisory Services (RAS)?"
(1-To no degree at all, 10-To a very significant degree)



IX. The Future Role of the World Bank Group in the Philippines

Making the World Bank Group of Greater Value



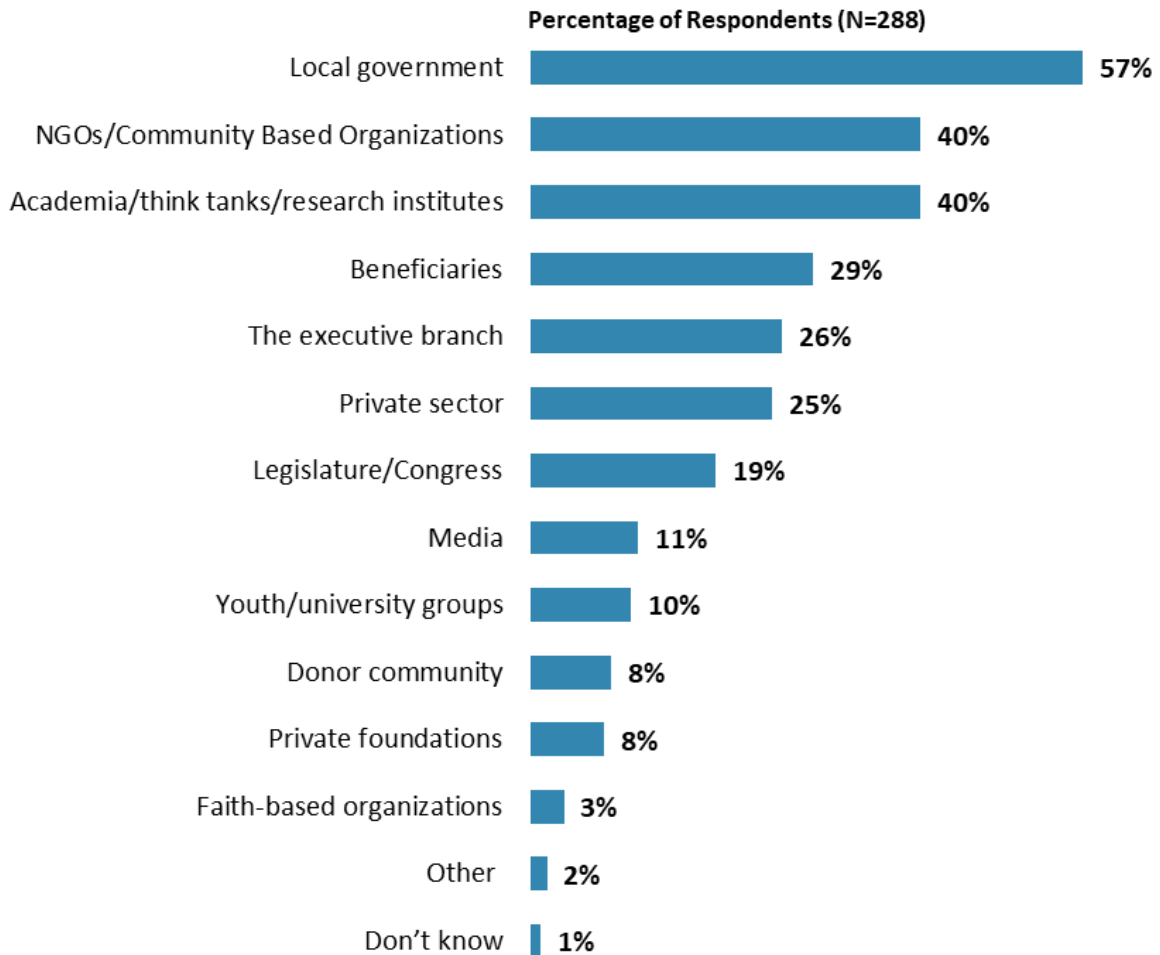
"Which of the following SHOULD the WBG do to improve its advice and guidance in the Philippines? (Choose no more than 3)"
(Respondents chose from a list. Responses combined.)



IX. The Future Role of the WBG in the Philippines (continued)

The World Bank Group Should Collaborate More with ...

- **Year comparison:** Respondents in the FY'19 Country Survey indicated that the WBG should collaborate more with “*local government*” (53%), “*NGOs/community-based organizations*” (34%), “*beneficiaries*” (27%), “*academia/think tanks/research institutes*” (24%), “*private sector*” (16%), and “*youth/university groups*” (12%) to ensure better development results in the Philippines.



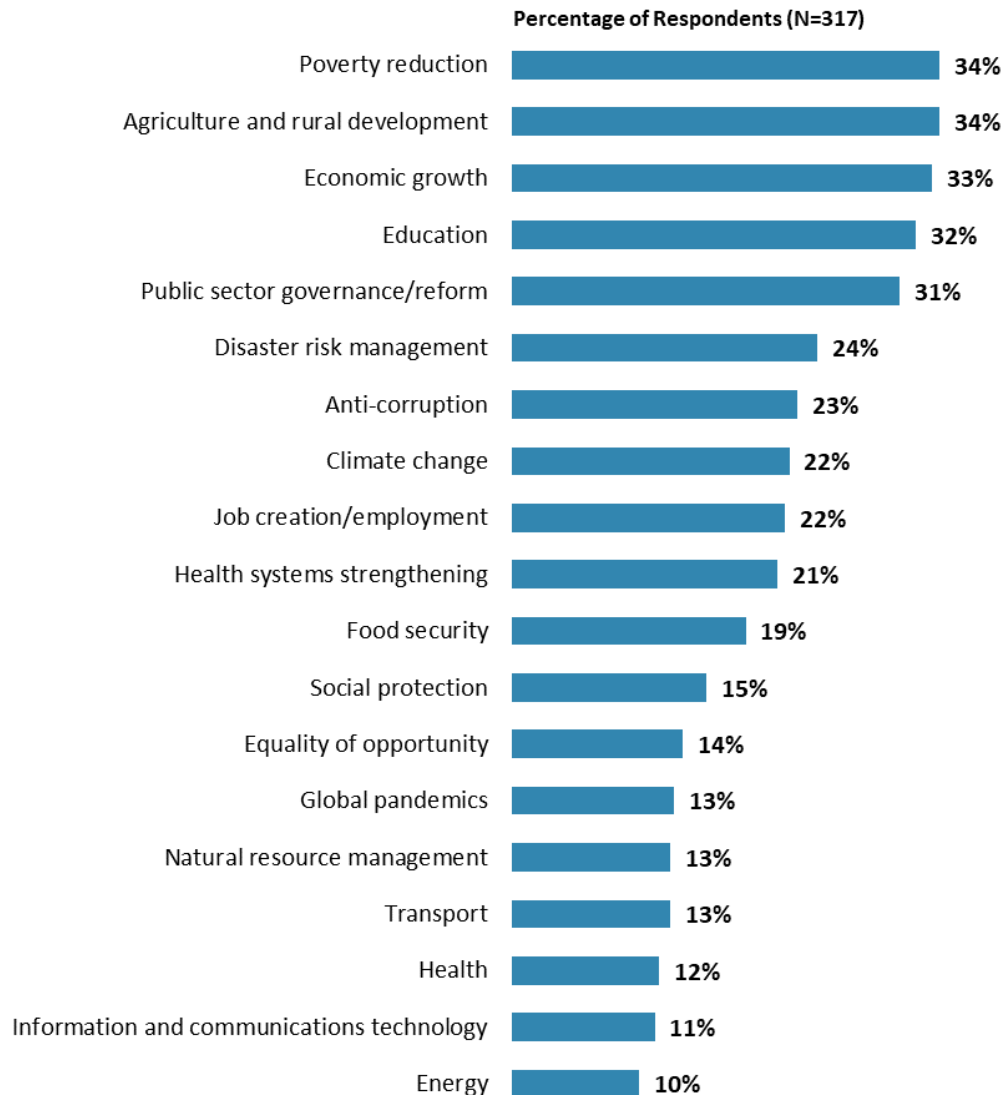
"In addition to its regular relations, which THREE of the following should the World Bank Group collaborate with more in the Philippines? (Choose no more than 3)"
(Respondents chose from a list. Responses combined.)



IX. The Future Role of the WBG in the Philippines (continued)

Where the World Bank Group Should Focus its Resources

- **Year comparison:** Respondents in the FY'19 Country Survey indicated that the WBG should focus its resources on “*agriculture and rural development*” (30%), “*education*” (23%), “*economic growth*” (23%), “*poverty reduction*” (22%), “*urban development*” (21%), and “*job creation/employment*” (21%). “*Public sector governance/reform*” and “*disaster risk management*” emerged among the top priorities for the WBG this year, increasing from 18% and 5%, respectively, in FY'19.
- **Specialization:** Respondents who identified their primary specialization of work as “*education*” (15% of the sample) were significantly *more* likely to indicate that the WBG should focus most of its resources on “*education*”, compared to the rest of respondents (education specialists = 74%; others = 26%).



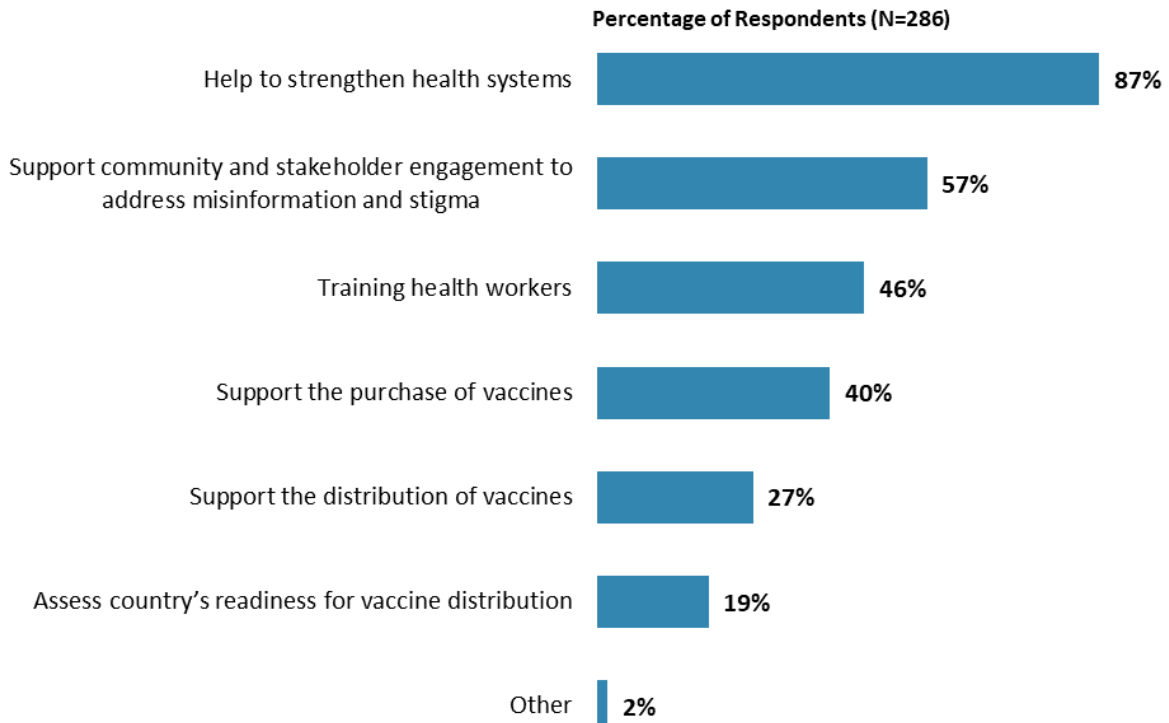
“When thinking about how the World Bank Group can have the most impact on development results in the Philippines, which sectors do you believe the World Bank Group should prioritize with its resources (financial and knowledge services) in the Philippines? (Choose no more than 5)”

(Respondents chose from a list. Responses combined. Top 19 of 29 response options shown)



IX. The Future Role of the WBG in Philippines (continued)

Support related to COVID-19 outbreak



**"Which THREE areas below would benefit most from the World Bank Group's support to help ensure that the Philippines has fair and equitable access to the vaccines necessary to alter the course of the COVID-19 pandemic?
(Choose no more than 3)"**

(Respondents chose from a list. Responses combined.)

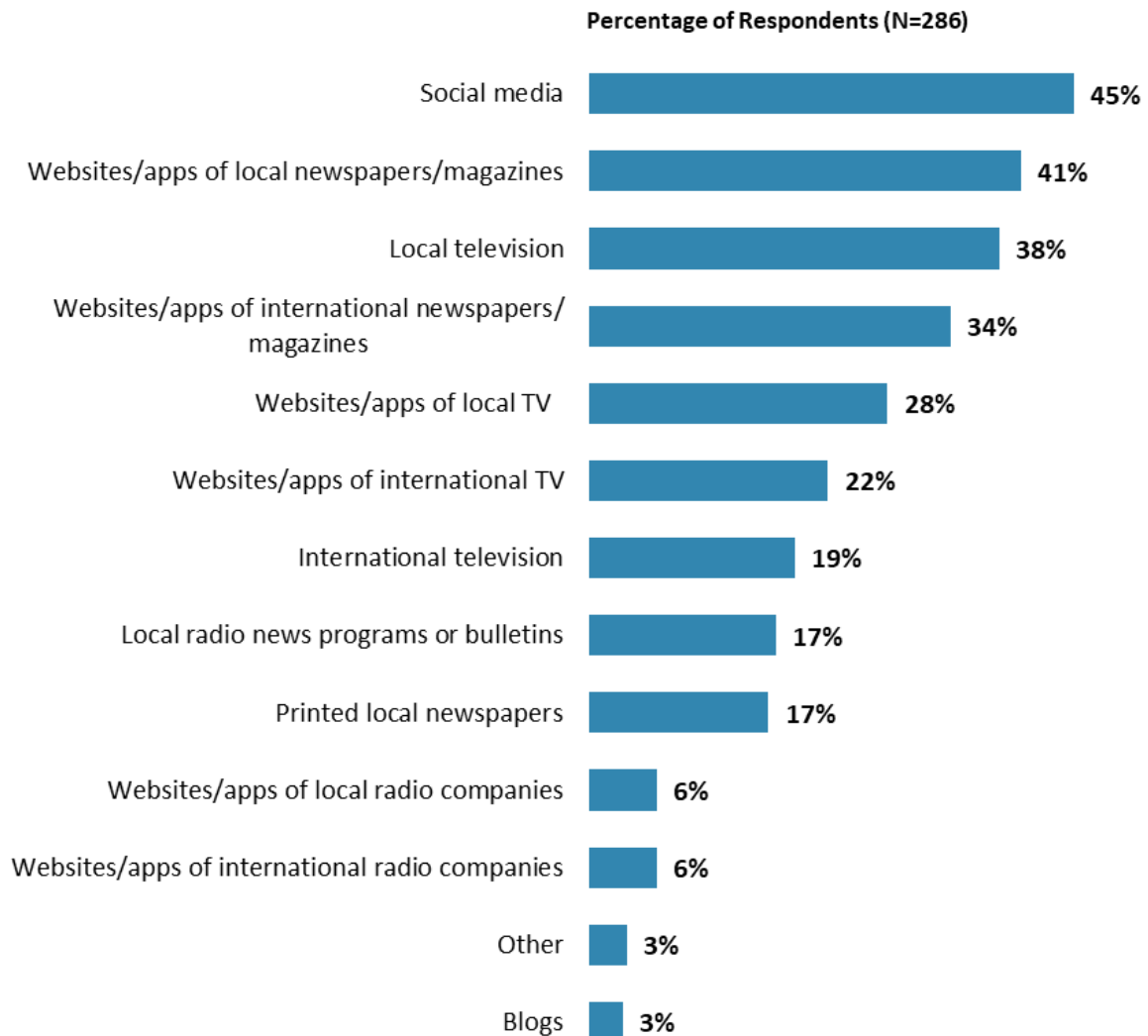


X. Communication and Outreach

Note: When considering the World Bank Group’s future outreach with key constituencies, please see appendix B (page 45) for selected responses by stakeholder groups.

General Information Sources

- **Year comparison:** Respondents in the FY’19 Country Survey indicated that they got most of their information about economic and social development issues in the Philippines from the “*economic and development-related websites*” (52%), “*local television*” (34%), and from “*local newspapers*” (34%). “*Social media*” emerged as the top source in FY’22, with a significant increase from 24% in FY’19.



"Which would you say are your MAIN sources of news about economic and social development issues in the Philippines? (Choose no more than 3)"
(Respondents chose from a list. Responses combined.)

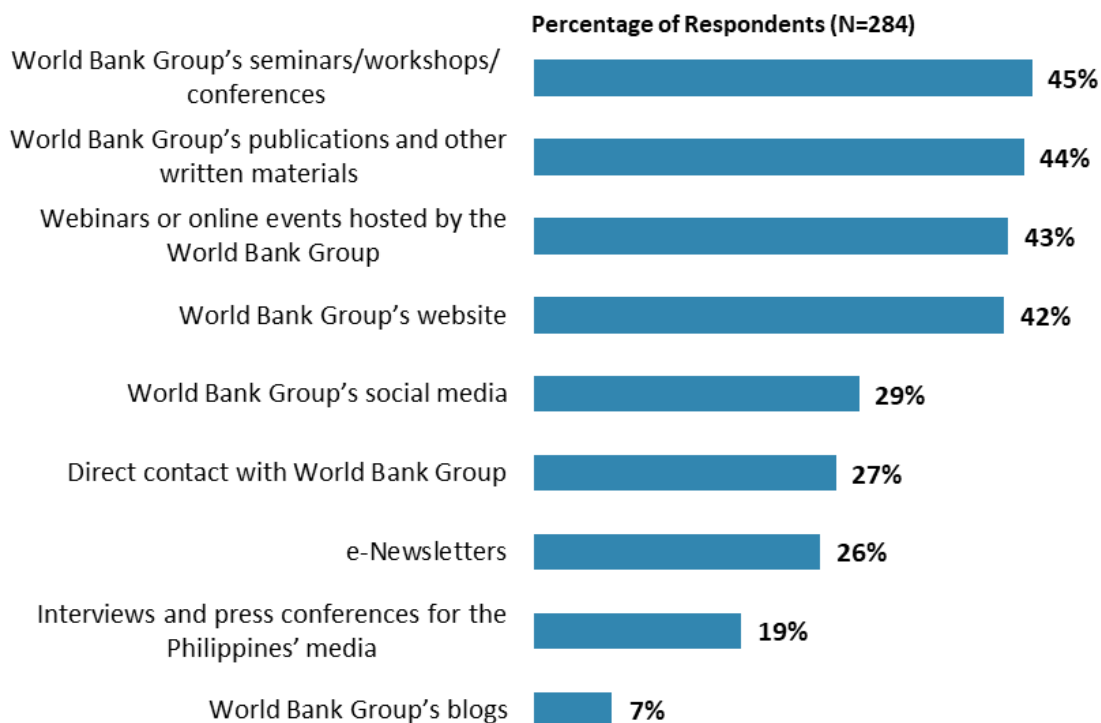


X. Communication and Outreach (continued)

Note: When considering communication methods for the World Bank Group’s future outreach, please see Appendix A (page 33) for reported frequency of interactions with key forms of World Bank Group communications.

Preferred Information Sources

- **Year comparison:** Respondents in the FY’19 Country Survey indicated that they would prefer to receive information from the WBG through “WBG’s seminars/workshops/conferences” (46%), “WBG’s website” (42%), and “WBG’s publications and other written materials” (37%).

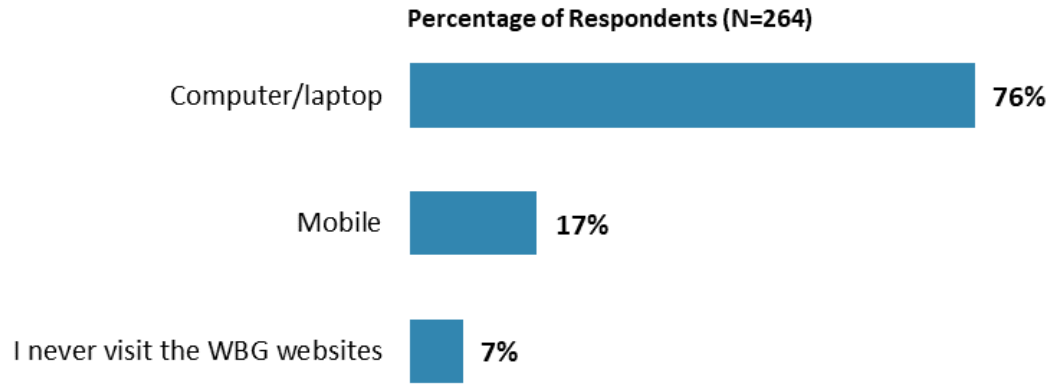


**"How would you prefer to obtain information about the World Bank Group and its work?
(Choose no more than 3)"**
(Respondents chose from a list. Responses combined.)



X. Communication and Outreach (continued)

Devices used to access WBG website



"What do you use primarily when visiting a World Bank Group website?"
(Respondents chose from a list.)



XI. Appendices

A. Responses to All Questions Across All Respondents	33
B. Responses to Selected Questions by Stakeholder Groups	45
C. Indicator Questions as a Function of Exposure to the WBG	56
D. Philippines FY 2022 COS Questionnaire	57

THE PHILIPPINES





Appendix A: Responses to All Questions across All Respondents (N=335)

All rating scale questions are presented with the total number of respondents that provided a rating (N), the number of respondents who indicated that they “Don’t know” (DK), the mean rating across all respondents (Mean), and the standard deviation of this mean (SD). Indicator questions are noted with an asterisk (*).

Background Information

1. Which of the following best describes your current affiliation? (Select only 1 response)	Percentage of Respondents (Responses Combined; N=335)
Employee of Department/Agency, Commission, Implementation Agency	27.2%
Academia/Research Institute/Think Tank	10.4%
NGO/Community Based Organization	9.0%
Office of a Secretary	8.7%
Private Sector Organization	8.7%
Media (press, radio, TV, web, etc.)	6.6%
Local Government Office or Staff	6.3%
Project Management Unit (PMU) overseeing implementation of WBG project/Consultant/Contractor working on WBG supported project/program	4.5%
Bilateral Agency (e.g., embassy, diplomatic, military)	3.3%
Multilateral Agency (UN, regional development bank)	3.3%
Independent Government Institution (i.e., regulatory agency, central bank/oversight institution)	2.4%
State-Owned Enterprise	2.1%
Office of a member of Congress	1.5%
Office of the President	1.2%
Financial Sector/Private Bank	1.2%
Judicial System (e.g., courts)	0.9%
Professional/Trade association	0.9%
Faith-Based Group	0.9%
Private Foundation (e.g., Bill & Melinda Gates Foundation, Rockefeller Foundation)	0.6%
Other	0.6%
Youth Group	0.0%

2. Currently, do you professionally collaborate/work with the World Bank Group (IDA, IFC, MIGA, ICSID) in the Philippines?	Percentage of Respondents (N=335)
Yes	56.7%
No	43.3%

3. If yes, which of the following agencies of the World Bank Group do you primarily collaborate/work with in the Philippines? (Select only ONE response)	Percentage of Respondents (N=190)
The World Bank (IBRD/IDA)	96.8%
The International Finance Corporation (IFC)	2.1%
The Multilateral Investment Guarantee Agency (MIGA)	1.1%
International Centre for Settlement of Investment Disputes (ICSID)	0.0%

**A. Overall Context**

1. In general, would you say that the Philippines is headed in ... ?	Percentage of Respondents (N=335)
The right direction	57.3%
The wrong direction	14.3%
Not sure	28.4%

2. Do you think that economic opportunity for citizens in the Philippines is ... ?	Percentage of Respondents (N=335)
Increasing	46.9%
Decreasing	26.3%
Staying about the same	26.9%

3. Please identify which of the following development priorities you consider the most important in the Philippines. (Choose no more than 5)	Percentage of Respondents (Responses Combined; N=335)
Education	42.1%
Poverty reduction	37.0%
Agriculture and rural development	34.0%
Job creation/employment	31.9%
Public sector governance/reform (i.e., government effectiveness, public financial management, public expenditure, fiscal system reform)	31.9%
Anti-corruption	28.4%
Economic growth	26.6%
Disaster risk management (including flood management)	25.7%
Health systems strengthening	25.1%
Food security (e.g. nutrition)	25.1%
Climate change (e.g., mitigation, adaptation)	23.0%
Health	16.7%
Equality of opportunity (i.e., social inclusion)	16.4%
Transport (e.g., roads, bridges, transportation)	14.3%
Natural resource management (e.g. forests, water resources management, and marine resources)	13.4%
Energy	12.8%
Information and communications technology	12.2%
Social protection (e.g., pensions, targeted social assistance)	10.1%
Global pandemics (e.g., COVID-19)	9.3%
Judiciary reform	9.0%
Environmental conservation	7.8%
Water and sanitation	7.5%
National debt	6.3%
Private sector development	4.8%
Urban development	4.5%
Trade and exports	3.9%
Gender equity (closing the gap between women and men, and boys and girls)	3.0%
Financial markets	2.1%
Global/regional integration	0.6%

**A. Overall Context (continued)**

4. When economic and/or social reform efforts fail or are slow to take place in the Philippines, which of the following would you attribute this to? (Choose no more than 2)	Percentage of Respondents (Responses Combined; N=335)
Corruption	46.0%
Inadequate capacity in the government/government efficiency and effectiveness	40.3%
Political pressures and obstacles	33.4%
Inadequate government accountability	26.9%
Reforms are not well thought out in light of country challenges	19.1%
Inadequate citizen/civil society participation	12.2%
Inadequate private sector participation	7.2%
Pressure from outside interest groups (e.g., private sector, unions)	6.6%
Inadequate donor coordination	2.4%
Other	1.8%

5. To what extent do you trust each of the following groups to do what is right? (1-To no degree at all, 10-To a very significant degree)	Degree			
	N	DK	Mean	SD
1. The national/federal government	327	5	6.28	2.16
2. Congress (Senate and the House of Representatives)	329	3	5.67	2.14
3. Bilateral organizations (e.g., DFID, JICA, GIZ, USAID)	323	7	7.39	1.68
4. The World Bank Group*	326	4	7.63	1.61
5. The United Nations (UN)	325	6	7.48	1.70
6. The World Health Organization (WHO)	319	11	7.47	1.69
7. Regional development banks (e.g. ADB, AIIB)	322	8	7.48	1.66
8. Bangko Sentral ng Pilipinas	323	8	7.48	1.70
9. International private sector	305	20	6.89	1.68
10. Domestic private sector	324	8	6.79	1.57
11. International civil society (e.g., NGOs, CBOs)	313	15	7.22	1.57
12. Domestic civil society (e.g., NGOs, CBOs)	323	7	7.15	1.60
13. Youth organizations	309	21	6.68	1.71
14. Faith-based institutions	316	12	6.64	1.86
15. Domestic traditional media and their web presence (e.g., newspapers, TV stations, radio)	325	6	6.46	1.72
16. International media and their web presence	323	9	6.73	1.68
17. Web based media (i.e., blogs, social media, other web-based news, and information sources)	320	9	5.66	2.06

**B. Overall Attitudes toward the World Bank Group**

1. How familiar are you with the work of these organizations in the Philippines? <i>(1-Not familiar at all, 10-Extremely familiar)</i>	Familiarity			
	N	DK	Mean	SD
1. The World Bank (IBRD/IDA)	332	n/a	7.12	1.90
2. The International Finance Corporation (IFC), the World Bank Group's private sector arm	330	n/a	5.84	2.40

To what extent do you agree/disagree with the following statements about the WBG's work in the Philippines? <i>(1-Strongly disagree, 10-Strongly agree)</i>	Level of Agreement			
	N	DK	Mean	SD
2. Overall, the World Bank Group currently plays a relevant role in development in Philippines*	319	12	7.74	1.65
3. The World Bank Group's work is aligned with what I consider the development priorities for Philippines*	316	15	7.53	1.71

4. Overall, please rate your impression of the effectiveness of these organizations in the Philippines. <i>(1-Not effective at all, 10-Very effective)</i>	Effectiveness			
	N	DK	Mean	SD
1. The World Bank (IBRD/IDA) *	308	18	7.49	1.57
2. The International Finance Corporation (IFC), the World Bank Group's private sector arm*	240	83	7.11	1.73

Achieving Development Results	N	DK	Mean	SD
5. To what extent does the World Bank Group's work help to achieve development results in the Philippines? * <i>(1-To no degree at all, 10-To a very significant degree)</i>	298	23	7.52	1.34

Influencing the Development Agenda	N	DK	Mean	SD
6. To what extent does the World Bank Group influence the development agenda in the Philippines? * <i>(1-To no degree at all, 10-To a very significant degree)</i>	299	19	7.57	1.51

7. To what extent do you believe that the World Bank Group's work and support help the poorest in the Philippines? (Select only 1 response)	Percentage of Respondents (N=324)
To a fully sufficient degree	15.7%
To a somewhat sufficient degree	56.2%
To a somewhat insufficient degree	16.7%
To a very insufficient degree	5.2%
Don't know	6.2%

**B. Overall Attitudes toward the World Bank Group (continued)**

8. When thinking about the World Bank Group's role in the Philippines, which activity do you VALUE the most? (Choose no more than 2)	Percentage of Respondents (Responses Combined; N=322)
Financial resources	40.1%
Technical assistance	31.4%
Formal policy advice, studies, analyses	27.3%
Capacity development related to World Bank Group supported projects	18.9%
Implementation support	16.1%
Promoting knowledge sharing	14.6%
Data and statistics	14.0%
Bringing together different groups of stakeholders	12.4%
Informal advice that World Bank Group's staff provides (e.g., memos, short evidence notes, informal discussions and emails)	6.5%
Global advocacy	4.7%
Mobilizing third party financial resources	4.3%
Donor coordination	3.7%
Other	0.3%

9. When thinking about how the World Bank Group can have the most impact on development results in the Philippines, which sectors do you believe the World Bank Group should prioritize with its resources (financial and knowledge services) in the Philippines? (Choose no more than 5)	Percentage of Respondents (Responses Combined; N=317)
Poverty reduction	34.1%
Agriculture and rural development	34.1%
Economic growth	33.4%
Education	32.2%
Public sector governance/reform (i.e., government effectiveness, public financial management, public expenditure, fiscal system reform)	30.9%
Disaster risk management	24.3%
Anti-corruption	22.7%
Climate change (e.g., mitigation, adaptation)	22.1%
Job creation/employment	21.8%
Health systems strengthening	21.1%
Food security (e.g. nutrition)	18.6%
Social protection (e.g., pensions, targeted social assistance)	15.5%
Equality of opportunity (i.e., social inclusion)	13.6%
Global pandemics (e.g., COVID-19)	12.9%
Natural resource management (e.g. forests, water resources management, and marine resources)	12.6%
Transport (e.g., roads, bridges, transportation)	12.6%
Health	11.7%
Information and communications technology	11.4%
Energy	10.1%
Water and sanitation	9.1%
National debt	7.6%
Urban development	7.6%
Environmental conservation	7.3%
Trade and exports	6.0%
Judiciary reform	5.0%
Financial markets	5.0%
Private sector development	5.0%
Global/regional integration	4.7%
Gender equity (closing the gap between women and men, and boys and girls)	4.7%

**B. Overall Attitudes toward the World Bank Group (continued)**

10. What do you immediately think of when you hear about the IFC? (Choose no more than 3)	Percentage of Respondents (Responses Combined; N=313)
World Bank	43.8%
Multi-lateral financial institution	43.5%
Financial advisory solutions	29.7%
Investment bank	22.0%
Public-private partnerships	22.0%
Development institution	21.4%
Private sector solutions	17.6%
Innovation and entrepreneurship	10.9%
Impact investor	10.9%
Venture capital	8.9%
Don't know	7.7%
Asset manager	3.2%
Thought leader	1.3%
None of the above	0.6%
Other	0.0%

C. World Bank Group's Work and Engagement on the Ground

Staff Preparedness	N	DK	Mean	SD
1. To what extent do you believe the World Bank Group's staff is well prepared (e.g., skills mix and knowledge) to help the Philippines solve its most complicated development challenges? (1-To no degree at all, 10-To a very significant degree)	283	12	7.69	1.43

To what extent is the World Bank Group an effective development partner in the Philippines, in terms of each of the following? (1-To no degree at all, 10-To a very significant degree)	Degree			
	N	DK	Mean	SD
2. Collaboration with the private sector*	256	36	7.46	1.42
3. Being inclusive*	276	16	7.40	1.59
4. Straightforwardness and honesty*	278	14	7.60	1.58
5. Access to WBG staff and experts*	275	17	7.54	1.72
6. Being a long-term partner*	280	9	8.00	1.49
7. Responsiveness to needs*	282	11	7.54	1.51
8. Collaboration with the Government*	282	9	7.91	1.36
9. Flexibility when circumstances change*	266	25	7.33	1.72
10. Collaboration with civil society*	260	28	7.17	1.77
11. Treating clients and stakeholders in the Philippines with respect*	274	15	7.96	1.46
12. Openness (sharing data and other information) *	277	13	7.81	1.58
13. Collaboration with other donors and development partners*	283	10	7.82	1.46

**C. World Bank Group's Work and Engagement on the Ground (continued)**

To what extent do you agree/disagree with the following statements? <i>(1-Strongly disagree, 10-Strongly agree)</i>	Level of Agreement			
	N	DK	Mean	SD
14. The World Bank Group takes decisions quickly in the Philippines*	245	50	6.96	1.88
15. The World Bank Group's approvals and reviews are done in a timely fashion	246	47	7.13	1.79
16. The World Bank Group's conditions on its lending are reasonable	223	69	7.28	1.69
17. The World Bank Group disburses funds promptly	208	84	7.38	1.70
18. The World Bank Group's Environmental and Social Framework requirements are reasonable	237	57	7.48	1.61
19. The World Bank Group insists on accountability through its lending (e.g., performance-based financing/resources tied to results)	248	43	7.79	1.57
20. The World Bank Group measures results effectively	258	35	7.70	1.54
21. Working with the World Bank Group increases the Philippines's institutional capacity	271	23	7.95	1.49

To what extent do you agree/disagree with the following statements about the World Bank Group in the Philippines? <i>(1-Strongly disagree, 10-Strongly agree)</i>	N	DK	Mean	SD
23. The World Bank Group meets the Philippines's needs for knowledge services (e.g., research, analysis, data, technical assistance) *	270	17	7.76	1.48

Reimbursable Advisory Services (RAS) Value for Money	N	DK	Mean	SD
24. To what extent do you believe that the Philippines received value for money from the World Bank Group's Reimbursable Advisory Services (RAS)?	171	117	7.46	1.54

**D. World Bank Group's Support in Development Areas**

1. How EFFECTIVE do you believe the World Bank Group is in terms of the work it does in the following areas of development in the Philippines? (1-Not effective at all, 10-Very effective)	Effectiveness			
	N	DK	Mean	SD
1. Social protection (e.g., pensions, targeted social assistance)	138	142	7.59	1.50
2. Agriculture and rural development	165	115	7.32	1.51
3. Gender equity (closing the gap between women and men, and boys and girls)	155	126	7.48	1.56
4. Poverty reduction	193	85	7.51	1.47
5. Public sector governance/reform (i.e., government effectiveness, public financial management, public expenditure, fiscal system reform)	200	80	7.62	1.52
6. Equality of opportunity (i.e., social inclusion)	170	109	7.44	1.54
7. Education	168	114	7.62	1.58
8. Health	165	117	7.65	1.51
9. Private sector development	133	144	7.45	1.45
10. Climate change (e.g., mitigation, adaptation)	167	112	7.61	1.60
11. Anti-corruption	144	136	6.97	1.79
12. Energy	127	152	7.28	1.50
13. Job creation/employment	136	142	7.48	1.57
14. Information and communications technology	109	166	7.35	1.42
15. Disaster risk management	175	104	7.75	1.37
16. Water and sanitation	151	124	7.50	1.44
17. Economic growth	189	87	7.74	1.40
18. Natural resource management	135	139	7.43	1.43
19. Urban development	141	138	7.57	1.43
20. Food security	148	128	7.36	1.54
21. Transport (e.g., roads, bridges, transportation)	152	127	7.76	1.42
22. Global/regional integration	127	151	7.69	1.42
23. Trade and exports	111	165	7.50	1.52
24. Financial markets	127	151	7.57	1.50

2. How effectively does the World Bank Group support the Philippines's efforts ...? (1-Not effective at all, 10-Very effective)	Effectiveness			
	N	DK	Mean	SD
1. To build stronger domestic resource mobilization systems in the Government (e.g., tax collection)	197	87	7.46	1.65
2. To develop better and stronger data collection/ analytics systems within the Government	206	77	7.57	1.55

**E. World Bank Group's Knowledge Work and Activities**

1. How frequently do you consult World Bank Group's knowledge work and activities in the work you do?	Percentage of Respondents (N=289)
Weekly	5.9%
Monthly	20.1%
A few times a year	46.7%
Rarely	16.6%
Never	10.7%

In the Philippines, to what extent do you believe that the World Bank Group's knowledge work and activities: (1-To no degree at all, 10-To a very significant degree)	Degree			
	N	DK	Mean	SD
2. Are timely	240	18	7.66	1.54
3. Include appropriate level of stakeholder involvement during preparation	239	19	7.55	1.61
4. Are source of relevant information on global good practices	249	9	8.05	1.32
5. Are adequately disseminated	243	14	7.51	1.68
6. Are adaptable to the Philippines's specific development challenges and country circumstances*	246	12	7.72	1.54

Overall Evaluations	N	DK	Mean	SD
7. Overall, how significant a contribution do you believe the World Bank Group's knowledge work and activities make to development results in your country? * (1-Not significant at all, 10-Very significant)	253	4	7.79	1.46
8. Overall, how would you rate the technical quality of the World Bank Group's knowledge work and activities?* (1-Very low technical quality, 10-Very high technical quality)	251	6	8.14	1.29

F. The Future Role of the World Bank Group in Philippines

1. Which of the following SHOULD the WBG do to improve its advice and guidance in the Philippines? (Choose no more than 3)	Percentage of Respondents (Responses Combined; N=289)
Be more willing to criticize government policies and reform efforts	40.8%
Increase emphasis on capacity development	37.0%
Increase the level of country specific expertise	36.3%
Be more sensitive toward political and social realities	33.2%
Incorporate more innovative technologies into its work and support	31.1%
More public disclosure of its work	30.1%
Provide more adequate data/knowledge/statistics on your country's economy	28.4%
Be less influenced by developed countries and their priorities	24.6%
Provide more real-time advice and guidance	20.1%
Other	2.4%

**F. The Future Role of the World Bank Group in Philippines (continued)**

2. In addition to its regular relations, which THREE of the following should the World Bank Group collaborate with more in the Philippines? (Choose no more than 3)	Percentage of Respondents (Responses Combined; N=288)
Local government	56.9%
NGOs/Community Based Organizations	40.3%
Academia/think tanks/research institutes	40.3%
Beneficiaries	29.2%
The executive branch	26.0%
Private sector	25.0%
Legislature/Congress	19.1%
Media	11.1%
Youth/university groups	10.4%
Donor community	8.3%
Private foundations	7.6%
Faith-based organizations	3.5%
Other	1.7%
Don't know	1.0%

3. Which THREE areas below would benefit most from the World Bank Group's support to help ensure that the Philippines has fair and equitable access to the vaccines necessary to alter the course of the COVID-19 pandemic? (Choose no more than 3)	Percentage of Respondents (Responses Combined; N=286)
Help to strengthen health systems	86.7%
Support community and stakeholder engagement to address misinformation and stigma	57.0%
Training health workers	46.2%
Support the purchase of vaccines	40.2%
Support the distribution of vaccines	26.9%
Assess country's readiness for vaccine distribution	19.2%
Other	1.7%



G. Communication and Information Sharing

1. Which would you say are your MAIN sources of news about economic and social development issues in the Philippines? (Choose no more than 3)	Percentage of Respondents (Responses Combined; N=286)
Social media (e.g., Facebook, Twitter, YouTube, Telegram, TikTok)	45.5%
Websites/apps of local newspapers/magazines	40.6%
Local television	38.5%
Websites/apps of international newspapers/ magazines	33.9%
Websites/apps of local TV	28.0%
Websites/apps of international TV	22.4%
International television	19.2%
Local radio news programs or bulletins	17.5%
Printed local newspapers	16.8%
Websites/apps of local radio companies	6.3%
Websites/apps of international radio companies	6.3%
Other	3.5%
Blogs	3.1%

2. How would you prefer to obtain information about the World Bank Group and its work? (Choose no more than 3)	Percentage of Respondents (Responses Combined; N=284)
World Bank Group's seminars/workshops/ conferences	44.7%
World Bank Group's publications and other written materials	44.0%
Webinars or online events hosted by the World Bank Group	42.6%
World Bank Group's website	42.3%
World Bank Group's social media	29.2%
Direct contact with World Bank Group (i.e., face to face meetings/discussions)	27.1%
e-Newsletters	25.7%
Interviews and press conferences for the Philippines' media	18.7%
World Bank Group's blogs	7.0%

3. What do you use primarily when visiting a World Bank Group website? (Select only 1 response)	Percentage of Respondents (N=264)
Computer/laptop	75.8%
Mobile	17.0%
I never visit the WBG websites	7.2%

4. Over the past SIX MONTHS, on average how often did you do any of the following related to the World Bank Group (WBG)?	N	Percentage of Respondents			
		Every few days	Every few weeks	Every few months	Not at all
Read, viewed or heard a story about the WBG in local media (newspaper, magazine, TV, radio)	275	3.3%	21.5%	54.5%	20.7%
Read, viewed or heard a story about the WBG in global media (newspaper, magazine, TV, radio)	274	2.9%	21.9%	59.1%	16.1%
Interacted with the WBG on Social Media (e.g., read a post or tweet, liked, commented, shared, retweeted)	273	0.7%	12.8%	33.0%	53.5%
Visited a WBG website (e.g., read a blog, used data)	276	3.6%	19.2%	52.5%	24.6%
Attended an event/conference hosted by the WBG	276	0.7%	9.8%	50.0%	39.5%
Attended/participated in a webinar or online event hosted by the WBG	276	1.1%	9.8%	54.0%	35.1%
Read some or all of a WBG research paper or publication	277	3.6%	12.6%	61.0%	22.7%
Met professionally with WBG staff	275	3.6%	11.3%	42.5%	42.5%
Read a WBG e-newsletter	274	2.2%	10.6%	36.1%	51.1%

**H. Background Information**

1. Please identify the primary specialization of your work. (Select only 1 response)	Percentage of Respondents (N=283)
Education	14.8%
Governance, anti-corruption	8.8%
Agriculture, rural development	8.8%
Generalist (specialized in multiple sectors)	8.5%
Macroeconomics, fiscal management	7.1%
Communications, public affairs	6.7%
Other	6.4%
Health, nutrition	4.9%
Energy	3.9%
Fragility, conflict, violence, refugees	3.5%
Finance and markets	3.5%
Poverty	3.2%
Urban development	3.2%
Social protection	2.5%
Environment, natural resources	2.5%
Climate change	2.5%
Trade and competitiveness	2.5%
Jobs	2.1%
Water, sanitation	1.1%
Digital development and technology (ICT)	1.1%
Transport	0.7%
Tourism	0.7%
Demographics, migration	0.7%
Gender	0.4%

2. What's your gender?	Percentage of Respondents (N=281)
Female	49.1%
Male	50.9%

3. Within your organization, would you describe yourself as	Percentage of Respondents (N=282)
Junior level	5.7%
Mid-level staff	16.3%
Mid-level decision-maker / manager	31.9%
Senior level	46.1%

4. What's your age?	Percentage of Respondents (N=283)
25 and under	2.8%
26-35	15.9%
36-45	17.7%
46-55	26.9%
56 and above	36.7%

5. Which best represents your geographic location?	Percentage of Respondents (N=283)
National Capital Region/Metro Manila	68.6%
Mindanao	14.5%
Luzon outside of NCR	13.1%
Visayas	3.9%



Appendix B: Responses to Selected Questions by Stakeholder Groups³

- Office of the President/a Secretary N=33
- Employee of a Ministry N=91
- PMU/Consultant on WBG Project N=15
- Local Government N=21
- Other Government Institution⁴ N=18
- Bilateral/Multilateral Agency N=22
- Private Sector/Financial Sector/Private Bank (Private Sector) N=33
- Civil Society⁵ N=38
- Academia/Research Institute/Think Tank (Academia) N=35
- Media N=22

Background Information

Currently, do you professionally collaborate/work with the World Bank Group (IBRD/IDA, IFC, MIGA, ICSID) in your country?

Percentage of Respondents	Office of the President/a Secretary	Employee of a Ministry	PMU/Consultant	Local Government	Other Government Institutions	Bilateral/Multilateral Agency	Private Sector	Civil Society	Academia	Media
Yes	69.7%	68.1%	86.7%	52.4%	66.7%	77.3%	33.3%	36.8%	34.3%	45.5%
No	30.3%	31.9%	13.3%	47.6%	33.3%	22.7%	66.7%	63.2%	65.7%	54.5%

If yes, which of the following agencies of the World Bank Group do you primarily collaborate/work with in the Philippines? (Select only 1 response)

Percentage of Respondents	Office of the President/a Secretary	Employee of a Ministry	PMU/Consultant	Local Government	Other Government Institutions	Bilateral/Multilateral Agency	Private Sector	Civil Society	Academia	Media
The World Bank (IBRD/IDA)	95.7%	96.8%	100.0%	90.9%	100.0%	100.0%	81.8%	100.0%	100.0%	100.0%
The International Finance Corporation (IFC)	0.0%	3.2%	0.0%	9.1%	0.0%	0.0%	9.1%	0.0%	0.0%	0.0%
The Multilateral Investment Guarantee Agency (MIGA)	4.3%	0.0%	0.0%	0.0%	0.0%	0.0%	9.1%	0.0%	0.0%	0.0%
International Centre for Settlement of Investment Disputes (ICSID)	0.0%	0.0%	0.0%	0.0%	0.0%	0.0%	0.0%	0.0%	0.0%	0.0%

A. Overall Context

In general, would you say that Philippines is headed in ... ?

Percentage of Respondents	Office of the President/a Secretary	Employee of a Ministry	PMU/Consultant	Local Government	Other Government Institutions	Bilateral/Multilateral Agency	Private Sector	Civil Society	Academia	Media
The right direction*	78.8%	76.9%	66.7%	47.6%	83.3%	40.9%	48.5%	26.3%	40.0%	36.4%
The wrong direction*	9.1%	4.4%	13.3%	19.0%	0.0%	18.2%	9.1%	18.4%	22.9%	50.0%
Not sure*	12.1%	18.7%	20.0%	33.3%	16.7%	40.9%	42.4%	55.3%	37.1%	13.6%

* Significantly different between stakeholder groups

³ Only 355 respondents provided information about their current positions. Therefore, only these respondents were included in the stakeholder group comparisons presented in this appendix.

⁴ Includes the following categories: Independent Government Institution, Judicial System, and State-Owned Enterprise.

⁵ Includes the following categories: Private Foundation, NGO/Community-Based Organization, and Professional/Trade Association.

**A. Overall Context (continued)**

Please identify which of the following development priorities you consider the most important in the Philippines. (Choose no more than 5)

Percentage of Respondents (Responses combined)	Office of the President/a Secretary	Employee of a Ministry	PMU/ Consultant	Local Government	Other Government Institutions	Bilateral/ Multilateral Agency	Private Sector	Civil Society	Academia	Media
Job creation/employment	36.4%	35.2%	6.7%	33.3%	50.0%	31.8%	39.4%	23.7%	25.7%	31.8%
Health	9.1%	22.0%	6.7%	9.5%	33.3%	9.1%	15.2%	21.1%	11.4%	18.2%
Climate change	24.2%	19.8%	26.7%	19.0%	22.2%	18.2%	18.2%	39.5%	28.6%	18.2%
Social protection	12.1%	11.0%	6.7%	19.0%	11.1%	13.6%	9.1%	15.8%	0.0%	0.0%
National debt	9.1%	3.3%	0.0%	9.5%	0.0%	4.5%	12.1%	2.6%	5.7%	13.6%
Private sector development*	3.0%	3.3%	0.0%	0.0%	5.6%	18.2%	18.2%	0.0%	2.9%	0.0%
Energy*	12.1%	14.3%	33.3%	4.8%	33.3%	13.6%	6.1%	5.3%	8.6%	13.6%
Global pandemics	6.1%	5.5%	0.0%	19.0%	11.1%	9.1%	15.2%	7.9%	2.9%	18.2%
Financial markets	3.0%	0.0%	0.0%	4.8%	0.0%	4.5%	6.1%	2.6%	2.9%	0.0%
Disaster risk management	21.2%	28.6%	40.0%	19.0%	22.2%	40.9%	21.2%	23.7%	20.0%	22.7%
Global/regional integration	0.0%	1.1%	0.0%	0.0%	0.0%	0.0%	3.0%	0.0%	0.0%	0.0%
Urban development	6.1%	7.7%	0.0%	9.5%	0.0%	9.1%	0.0%	2.6%	2.9%	0.0%
Agriculture and rural development	24.2%	34.1%	46.7%	38.1%	27.8%	18.2%	33.3%	39.5%	45.7%	40.9%
Transport	18.2%	18.7%	20.0%	9.5%	16.7%	9.1%	9.1%	5.3%	14.3%	22.7%
Health systems strengthening	21.2%	30.8%	40.0%	28.6%	16.7%	22.7%	18.2%	15.8%	31.4%	22.7%
Economic growth*	42.4%	30.8%	40.0%	57.1%	27.8%	18.2%	15.2%	7.9%	8.6%	18.2%
Gender equity	3.0%	2.2%	0.0%	0.0%	11.1%	4.5%	3.0%	7.9%	0.0%	0.0%
Water and sanitation	0.0%	7.7%	6.7%	4.8%	16.7%	13.6%	3.0%	5.3%	8.6%	18.2%
Natural resource management	24.2%	14.3%	20.0%	14.3%	16.7%	9.1%	18.2%	5.3%	11.4%	0.0%
Anti-corruption*	15.2%	18.7%	26.7%	33.3%	16.7%	13.6%	33.3%	36.8%	60.0%	40.9%
Education	30.3%	37.4%	26.7%	38.1%	44.4%	50.0%	57.6%	57.9%	48.6%	36.4%
Information and communications technology	3.0%	18.7%	6.7%	0.0%	5.6%	18.2%	15.2%	5.3%	17.1%	9.1%
Food security	27.3%	25.3%	26.7%	33.3%	16.7%	9.1%	27.3%	31.6%	20.0%	27.3%
Environmental conservation	6.1%	12.1%	6.7%	9.5%	16.7%	0.0%	0.0%	5.3%	11.4%	4.5%
Public sector governance/reform	42.4%	33.0%	46.7%	23.8%	16.7%	36.4%	15.2%	44.7%	28.6%	18.2%
Trade and exports	6.1%	6.6%	0.0%	4.8%	0.0%	0.0%	9.1%	2.6%	0.0%	0.0%
Equality of opportunity*	18.2%	7.7%	26.7%	4.8%	16.7%	40.9%	15.2%	26.3%	11.4%	18.2%
Judiciary reform*	6.1%	1.1%	6.7%	4.8%	11.1%	4.5%	15.2%	13.2%	17.1%	22.7%
Poverty reduction	33.3%	34.1%	26.7%	47.6%	33.3%	50.0%	36.4%	31.6%	37.1%	59.1%

*Significantly different between stakeholder groups



A. Overall Context (continued)

When economic and/or social reform efforts fail or are slow to take place in Philippines, which of the following would you attribute this to? (Choose no more than 2)

Percentage of Respondents (Responses combined)	Office of the President/a Secretary		Employee of a Ministry		PMU/ Consultant		Local Government		Other Government Institutions		Bilateral/ Multilateral Agency		Private Sector		Civil Society		Academia		Media	
	N	Mean	N	Mean	N	Mean	N	Mean	N	Mean	N	Mean	N	Mean	N	Mean	N	Mean	N	Mean
Inadequate private sector participation	9.1%		5.5%		13.3%		9.5%		11.1%		4.5%		12.1%		7.9%		2.9%		0.0%	
Corruption	42.4%		41.8%		20.0%		42.9%		33.3%		36.4%		60.6%		52.6%		57.1%		68.2%	
Inadequate capacity in the government/ government efficiency and effectiveness	45.5%		34.1%		46.7%		47.6%		22.2%		59.1%		33.3%		44.7%		37.1%		40.9%	
Inadequate government accountability	18.2%		24.2%		26.7%		14.3%		38.9%		22.7%		24.2%		39.5%		34.3%		31.8%	
Pressure from outside interest groups	9.1%		11.0%		6.7%		4.8%		11.1%		4.5%		9.1%		2.6%		0.0%		0.0%	
Inadequate citizen/civil society participation	12.1%		11.0%		6.7%		28.6%		0.0%		0.0%		15.2%		13.2%		22.9%		9.1%	
Political pressures and obstacles*	36.4%		38.5%		53.3%		23.8%		44.4%		54.5%		24.2%		18.4%		17.1%		40.9%	
Reforms are not well thought out in light of country challenges	9.1%		24.2%		26.7%		14.3%		22.2%		9.1%		12.1%		18.4%		28.6%		9.1%	
Inadequate donor coordination	6.1%		1.1%		0.0%		4.8%		0.0%		4.5%		6.1%		0.0%		0.0%		0.0%	
Other	3.0%		2.2%		0.0%		0.0%		11.1%		0.0%		0.0%		2.6%		0.0%		0.0%	

*Significantly different between stakeholder groups

	Office of the President/a Secretary		Employee of a Ministry		PMU/ Consultant		Local Government		Other Government Institutions		Bilateral/ Multilateral Agency		Private Sector		Civil Society		Academia		Media	
	N	Mean	N	Mean	N	Mean	N	Mean	N	Mean	N	Mean	N	Mean	N	Mean	N	Mean	N	Mean
To what extent do you trust the World Bank Group to do what is right?	32	7.84	89	7.98	15.00	8.07	20	7.25	18	7.61	22	7.32	31	7.65	37	7.16	34	7.06	21	7.86

(1-To no degree at all, 10-To a very significant degree)

B. Overall Attitudes Toward the World Bank Group

How familiar are you with the work of these organizations in the Philippines? (1-Not familiar at all, 10-Extremely familiar)

	Office of the President/a Secretary		Employee of a Ministry		PMU/ Consultant		Local Government		Other Government Institutions		Bilateral/ Multilateral Agency		Private Sector		Civil Society		Academia		Media	
	N	Mean	N	Mean	N	Mean	N	Mean	N	Mean	N	Mean	N	Mean	N	Mean	N	Mean	N	Mean
The World Bank (IBRD/IDA)*	33	7.48	89	7.26	15.00	7.40	20	5.90	18	7.50	22	6.77	33	7.33	38	6.71	35	6.80	22	7.68
The International Finance Corporation (IFC), the World Bank Group's private sector arm*	33	6.73	89	5.56	15.00	5.07	20	4.85	18	5.83	22	4.45	33	6.88	38	5.47	33	5.91	22	6.95

*Significantly different between stakeholder groups

**B. Overall Attitudes Toward the World Bank Group (continued)**

To what extent do you agree/disagree with the following statements about the World Bank Group's work in Philippines? (1-Strongly disagree, 10-Strongly agree)

	Office of the President/ a Secretary		Employee of a Ministry		PMU/ Consultant		Local Government		Other Government Institutions		Bilateral/ Multilateral Agency		Private Sector		Civil Society		Academia		Media	
	N	Mean	N	Mean	N	Mean	N	Mean	N	Mean	N	Mean	N	Mean	N	Mean	N	Mean	N	Mean
Overall, the World Bank Group currently plays a relevant role in development in the Philippines	33	7.91	86	7.97	15.00	8.20	19	7.58	16	7.44	22	7.18	32	7.66	35	7.49	33	7.58	21	8.00
The World Bank Group's work is aligned with what I consider the development priorities for the Philippines	32	7.59	86	7.81	15.00	8.00	19	7.58	15	7.40	22	7.27	31	7.42	35	7.06	33	7.09	21	7.76

Overall, please rate your impression of the effectiveness of these organizations in the Philippines. (1-Not effective at all, 10-Very effective)

	Office of the President/ a Secretary		Employee of a Ministry		PMU/ Consultant		Local Government		Other Government Institutions		Bilateral/ Multilateral Agency		Private Sector		Civil Society		Academia		Media	
	N	Mean	N	Mean	N	Mean	N	Mean	N	Mean	N	Mean	N	Mean	N	Mean	N	Mean	N	Mean
The World Bank (IBRD/IDA)	32	7.66	85	7.84	15.00	7.87	19	7.05	17	7.06	20	6.80	30	7.50	31	7.03	30	7.23	22	7.77
The International Finance Corporation (IFC), the World Bank Group's private sector arm	29	7.24	58	7.64	8.00	7.25	18	6.67	13	6.92	8	5.50	29	7.28	25	6.64	23	6.87	22	7.09

	Office of the President/ a Secretary		Employee of a Ministry		PMU/ Consultant		Local Government		Other Government Institutions		Bilateral/ Multilateral Agency		Private Sector		Civil Society		Academia		Media	
	N	Mean	N	Mean	N	Mean	N	Mean	N	Mean	N	Mean	N	Mean	N	Mean	N	Mean	N	Mean
To what extent does the World Bank Group's work help to achieve development results in the Philippines?	31	7.48	83	7.75	15.00	7.53	19	7.47	15	7.40	18	7.06	28	7.64	31	7.23	30	7.30	21	7.81

(1-To no degree at all, 10-To a very significant degree)

	Office of the President/ a Secretary		Employee of a Ministry		PMU/ Consultant		Local Government		Other Government Institutions		Bilateral/ Multilateral Agency		Private Sector		Civil Society		Academia		Media	
	N	Mean	N	Mean	N	Mean	N	Mean	N	Mean	N	Mean	N	Mean	N	Mean	N	Mean	N	Mean
To what extent does the World Bank Group influence the development agenda in the Philippines?*	30	7.87	85	7.78	15.00	7.73	19	8.00	14	6.29	19	7.05	27	7.44	33	7.18	30	7.30	21	8.24

(1-To no degree at all, 10-To a very significant degree) *Significantly different between stakeholder groups

**B. Overall Attitudes Toward the World Bank Group (continued)**

When thinking about how the World Bank Group can have the most impact on development results in the Philippines, which sectors do you believe the World Bank Group should prioritize with its resources (financial and knowledge services) in the Philippines? (Choose no more than 5)

Percentage of Respondents (Responses combined)	Office of the President/a Secretary	Employee of a Ministry	PMU/ Consultant	Local Government	Other Government Institutions	Bilateral/ Multilateral Agency	Private Sector	Civil Society	Academia	Media
Disaster risk management	21.9%	32.2%	53.3%	20.0%	11.8%	15.8%	13.8%	22.9%	22.9%	14.3%
National debt	12.5%	5.7%	6.7%	5.0%	11.8%	0.0%	13.8%	0.0%	8.6%	14.3%
Equality of opportunity	12.5%	11.5%	6.7%	0.0%	5.9%	36.8%	20.7%	14.3%	11.4%	14.3%
Judiciary reform	0.0%	1.1%	6.7%	5.0%	11.8%	0.0%	6.9%	5.7%	8.6%	19.0%
Job creation/employment	21.9%	25.3%	20.0%	20.0%	41.2%	21.1%	20.7%	2.9%	20.0%	33.3%
Climate change	25.0%	20.7%	26.7%	15.0%	17.6%	26.3%	20.7%	34.3%	20.0%	14.3%
Financial markets	3.1%	2.3%	0.0%	15.0%	5.9%	10.5%	3.4%	2.9%	11.4%	0.0%
Anti-corruption	18.8%	17.2%	20.0%	40.0%	5.9%	26.3%	17.2%	25.7%	37.1%	28.6%
Global pandemics	12.5%	10.3%	0.0%	10.0%	11.8%	10.5%	24.1%	8.6%	8.6%	33.3%
Urban development	12.5%	9.2%	0.0%	15.0%	5.9%	21.1%	0.0%	5.7%	5.7%	0.0%
Poverty reduction	31.3%	25.3%	26.7%	45.0%	41.2%	52.6%	31.0%	25.7%	40.0%	52.4%
Health systems strengthening	21.9%	28.7%	26.7%	20.0%	17.6%	15.8%	20.7%	5.7%	25.7%	14.3%
Energy	9.4%	14.9%	26.7%	5.0%	11.8%	5.3%	6.9%	8.6%	5.7%	4.8%
Private sector development	3.1%	3.4%	6.7%	10.0%	0.0%	5.3%	13.8%	5.7%	2.9%	4.8%
Water and sanitation	9.4%	5.7%	13.3%	10.0%	11.8%	5.3%	10.3%	8.6%	14.3%	9.5%
Education	28.1%	28.7%	26.7%	20.0%	23.5%	31.6%	44.8%	31.4%	51.4%	33.3%
Public sector governance/reform	37.5%	27.6%	46.7%	15.0%	17.6%	42.1%	27.6%	37.1%	31.4%	14.3%
Natural resource management	12.5%	12.6%	13.3%	15.0%	17.6%	10.5%	6.9%	11.4%	14.3%	19.0%
Global/regional integration	9.4%	4.6%	0.0%	10.0%	0.0%	0.0%	6.9%	0.0%	2.9%	9.5%
Information and communications technology	12.5%	14.9%	13.3%	0.0%	5.9%	10.5%	17.2%	5.7%	14.3%	4.8%
Social protection	21.9%	12.6%	6.7%	15.0%	5.9%	31.6%	13.8%	20.0%	5.7%	23.8%
Economic growth	37.5%	39.1%	46.7%	40.0%	23.5%	15.8%	31.0%	28.6%	22.9%	38.1%
Transport	6.3%	14.9%	6.7%	10.0%	23.5%	10.5%	13.8%	14.3%	5.7%	19.0%
Agriculture and rural development	31.3%	33.3%	60.0%	35.0%	35.3%	21.1%	37.9%	37.1%	34.3%	23.8%
Gender equity*	0.0%	5.7%	0.0%	5.0%	0.0%	31.6%	0.0%	2.9%	2.9%	4.8%
Trade and exports	3.1%	4.6%	0.0%	5.0%	5.9%	0.0%	17.2%	5.7%	11.4%	4.8%
Health	0.0%	13.8%	13.3%	10.0%	11.8%	10.5%	17.2%	14.3%	5.7%	19.0%
Food security	31.3%	14.9%	13.3%	10.0%	23.5%	15.8%	20.7%	25.7%	17.1%	14.3%
Environmental conservation	18.8%	4.6%	0.0%	10.0%	11.8%	0.0%	3.4%	14.3%	8.6%	0.0%

*Significantly different between stakeholder groups



C. World Bank Group’s Work and Engagement on the Ground

	Office of the President/ a Secretary		Employee of a Ministry		PMU/ Consultant		Local Government		Other Government Institutions		Bilateral/ Multilateral Agency		Private Sector		Civil Society		Academia		Media	
	N	Mean	N	Mean	N	Mean	N	Mean	N	Mean	N	Mean	N	Mean	N	Mean	N	Mean	N	Mean
To what extent do you believe the World Bank Group’s staff is well prepared (e.g., skills mix and knowledge) to help the Philippines solve its most complicated development challenges?	30	7.73	76	7.87	13.00	7.62	18	7.72	16	7.69	17	7.24	27	7.37	29	7.55	31	7.48	20	8.10

(1-To no degree at all, 10-To a very significant degree)

To what extent is the World Bank Group an effective development partner in the Philippines, in terms of each of the following? (1-To no degree at all, 10-To a very significant degree)

	Office of the President/ a Secretary		Employee of a Ministry		PMU/ Consultant		Local Government		Other Government Institutions		Bilateral/ Multilateral Agency		Private Sector		Civil Society		Academia		Media	
	N	Mean	N	Mean	N	Mean	N	Mean	N	Mean	N	Mean	N	Mean	N	Mean	N	Mean	N	Mean
Collaboration with the private sector	27	7.56	63	7.59	9.00	7.22	17	7.76	15	7.00	12	6.67	27	7.52	30	7.37	30	7.37	19	7.74
Being inclusive	30	7.40	71	7.61	13.00	7.62	17	7.71	15	7.13	18	6.56	27	7.26	31	7.03	28	7.46	20	7.70
Straightforwardness and honesty	30	7.50	71	7.69	14.00	7.86	18	7.89	16	7.56	18	6.67	27	7.78	29	7.24	29	7.90	19	7.74
Access to WBG staff and experts	29	7.69	72	7.81	14.00	7.64	17	7.76	16	7.69	17	7.18	25	7.28	31	6.97	29	7.41	18	8.17
Being a long-term partner	30	7.97	73	8.21	14.00	7.86	17	8.00	17	7.82	18	8.06	26	7.62	30	7.77	29	7.93	19	8.47
Responsiveness to needs	30	7.57	72	7.76	14.00	7.50	18	7.67	15	7.33	18	7.11	26	7.65	32	6.88	31	7.45	20	8.00
Collaboration with the Government	30	7.83	75	8.20	14.00	7.86	18	7.83	17	7.71	18	7.67	27	7.81	31	7.48	27	7.67	18	8.67
Flexibility when circumstances change*	29	7.41	71	7.68	12.00	7.58	17	7.47	15	7.27	15	6.40	25	7.32	30	6.47	29	7.24	17	8.00
Engaging with civil society*	28	7.29	62	7.58	12.00	7.42	18	7.44	15	6.93	17	6.29	26	7.08	31	6.29	28	7.25	16	7.75
Treating clients and stakeholders in the Philippines with respect	30	7.97	73	8.14	14.00	8.00	17	7.94	17	7.71	16	7.75	25	7.64	29	7.62	30	7.90	16	8.69
Openness (sharing data and other information)	30	7.93	73	7.78	14.00	7.64	17	7.88	17	7.53	18	7.44	25	7.60	30	7.47	28	8.11	19	8.53
Collaboration with other donors and development partners	30	7.87	74	8.08	14.00	7.64	17	7.82	16	7.94	18	6.94	25	7.84	31	7.65	31	7.58	20	8.35

*Significantly different between stakeholder groups

	Office of the President/ a Secretary		Employee of a Ministry		PMU/ Consultant		Local Government		Other Government Institutions		Bilateral/ Multilateral Agency		Private Sector		Civil Society		Academia		Media	
	N	Mean	N	Mean	N	Mean	N	Mean	N	Mean	N	Mean	N	Mean	N	Mean	N	Mean	N	Mean
The World Bank Group takes decisions quickly in the Philippines	27	7.26	71	7.20	13.00	7.15	15	7.07	13	7.00	9	6	23	7	27	5.85	23	6.78	18	7.67

(1- Strongly disagree, 10- Strongly agree)



C. World Bank Group’s Work and Engagement on the Ground (continued)

To what extent do you agree/disagree with the following statements about the World Bank Group in the Philippines? (1- Strongly disagree, 10- Strongly agree)

	Office of the President/ a Secretary		Employee of a Ministry		PMU/ Consultant		Local Government		Other Government Institutions		Bilateral/ Multilateral Agency		Private Sector		Civil Society		Academia		Media	
	N	Mean	N	Mean	N	Mean	N	Mean	N	Mean	N	Mean	N	Mean	N	Mean	N	Mean	N	Mean
The World Bank Group’s financial instruments (i.e., investment lending, Development Policy Loan, Trust Funds, Program-for-Results) meet the needs of the Philippines	25	7.64	66	7.52	11.00	7.64	16	7.25	13	7.46	13	7.69	28	7.21	28	6.54	23	7.26	18	7.94
The World Bank Group meets the Philippines’ needs for knowledge services (e.g., research, analysis, data, technical assistance)	28	8.00	70	7.93	13.00	7.69	17	7.59	16	7.69	15	7.53	27	7.59	29	7.31	29	7.66	19	8.42

	Office of the President/ a Secretary		Employee of a Ministry		PMU/ Consultant		Local Government		Other Government Institutions		Bilateral/ Multilateral Agency		Private Sector		Civil Society		Academia		Media	
	N	Mean	N	Mean	N	Mean	N	Mean	N	Mean	N	Mean	N	Mean	N	Mean	N	Mean	N	Mean
To what extent do you believe that the Philippines received value for money from the World Bank Group’s Reimbursable Advisory Services (RAS)?	22	7.45	43	7.67	6.00	6.83	12	7.50	9	7.89	4	6.25	17	7.35	20	7.05	18	7.11	15	8.13

(1-To no degree at all, 10-To a very significant degree)

E. World Bank Group’s Knowledge Work and Activities

How frequently do you consult World Bank Group’s knowledge work and activities in the work you do?

Percentage of Respondents (Responses combined)	Office of the President/a Secretary	Employee of a Ministry	PMU/ Consultant	Local Government	Other Government Institutions	Bilateral/ Multilateral Agency	Private Sector	Civil Society	Academia	Media
Weekly	6.7%	7.6%	14.3%	0.0%	0.0%	0.0%	7.4%	3.1%	0.0%	15.0%
Monthly	30.0%	24.1%	14.3%	12.5%	6.3%	26.7%	14.8%	18.8%	12.1%	35.0%
A few times a year*	40.0%	44.3%	71.4%	18.8%	62.5%	53.3%	51.9%	43.8%	60.6%	25.0%
Rarely	13.3%	11.4%	0.0%	31.3%	18.8%	20.0%	11.1%	21.9%	24.2%	20.0%
Never*	10.0%	12.7%	0.0%	37.5%	12.5%	0.0%	14.8%	12.5%	3.0%	5.0%

*Significantly different between stakeholder groups



E. World Bank Group’s Knowledge Work and Activities(continued)

	Office of the President/ a Secretary		Employee of a Ministry		PMU/ Consultant		Local Government		Other Government Institutions		Bilateral/ Multilateral Agency		Private Sector		Civil Society		Academia		Media	
	N	Mean	N	Mean	N	Mean	N	Mean	N	Mean	N	Mean	N	Mean	N	Mean	N	Mean	N	Mean
Overall, how significant a contribution do you believe the World Bank Group's knowledge work and activities make to development results in your country?	27	7.93	67	7.97	14.00	7.79	10	8.20	13	7.69	15	7.27	22	7.77	28	7.21	31	7.58	19	8.37

(1-To no degree at all, 10-To a very significant degree)

	Office of the President/ a Secretary		Employee of a Ministry		PMU/ Consultant		Local Government		Other Government Institutions		Bilateral/ Multilateral Agency		Private Sector		Civil Society		Academia		Media	
	N	Mean	N	Mean	N	Mean	N	Mean	N	Mean	N	Mean	N	Mean	N	Mean	N	Mean	N	Mean
Overall, how would you rate the technical quality of the World Bank Group's knowledge work and activities?	27	8.11	64	8.19	14.00	8.43	10	8.30	14	8.43	15	7.73	23	7.91	28	7.71	32	8.09	17	8.94

(1-Very low technical quality, 10-Very high technical quality)

**F. The Future Role of The World Bank Group in Philippines**

Which of the following SHOULD the WBG do to improve its advice and guidance in the Philippines? (Choose no more than 3)

Percentage of Respondents (Responses combined)	Office of the President/a Secretary	Employee of a Ministry	PMU/ Consultant	Local Government	Other Government Institutions	Bilateral/ Multilateral Agency	Private Sector	Civil Society	Academia	Media
More public disclosure of its work	26.7%	25.3%	21.4%	43.8%	25.0%	20.0%	37.0%	46.9%	18.2%	45.0%
Incorporate more innovative technologies into its work and support	30.0%	39.2%	28.6%	31.3%	18.8%	20.0%	48.1%	21.9%	27.3%	15.0%
Increase emphasis on capacity development	30.0%	36.7%	57.1%	50.0%	50.0%	26.7%	29.6%	40.6%	39.4%	15.0%
Provide more real-time advice and guidance	20.0%	21.5%	14.3%	25.0%	18.8%	13.3%	3.7%	18.8%	36.4%	20.0%
Be less influenced by developed countries and their priorities	33.3%	17.7%	35.7%	37.5%	18.8%	33.3%	22.2%	28.1%	21.2%	25.0%
Be more sensitive toward political and social realities	40.0%	30.4%	50.0%	25.0%	37.5%	40.0%	25.9%	18.8%	39.4%	35.0%
Increase the level of country specific expertise	40.0%	45.6%	42.9%	12.5%	31.3%	20.0%	48.1%	37.5%	24.2%	35.0%
Provide more adequate data/knowledge/statistics on your country's economy	30.0%	25.3%	7.1%	37.5%	31.3%	26.7%	18.5%	34.4%	33.3%	35.0%
Be more willing to criticize government policies and reform efforts	46.7%	39.2%	21.4%	37.5%	43.8%	40.0%	33.3%	40.6%	48.5%	55.0%
Other	0.0%	2.5%	14.3%	0.0%	6.3%	6.7%	3.7%	0.0%	0.0%	0.0%

In addition to its regular relations, which THREE of the following should the World Bank Group collaborate with more in the Philippines? (Choose no more than 3)

Percentage of Respondents (Responses combined)	Office of the President/a Secretary	Employee of a Ministry	PMU/ Consultant	Local Government	Other Government Institutions	Bilateral/ Multilateral Agency	Private Sector	Civil Society	Academia	Media
Private sector*	26.7%	25.3%	21.4%	25.0%	26.7%	20.0%	59.3%	18.8%	18.2%	10.0%
The executive branch*	30.0%	38.0%	35.7%	18.8%	46.7%	6.7%	14.8%	12.5%	12.1%	25.0%
NGOs/Community Based Organizations*	16.7%	29.1%	42.9%	31.3%	33.3%	53.3%	40.7%	90.6%	33.3%	55.0%
Beneficiaries	26.7%	25.3%	35.7%	37.5%	33.3%	33.3%	25.9%	40.6%	24.2%	20.0%
Legislature/Congress	33.3%	17.7%	28.6%	12.5%	13.3%	20.0%	22.2%	9.4%	9.1%	15.0%
Local government*	73.3%	63.3%	64.3%	68.8%	40.0%	60.0%	55.6%	56.3%	24.2%	55.0%
Private foundations	3.3%	6.3%	7.1%	12.5%	26.7%	0.0%	11.1%	6.3%	12.1%	0.0%
Youth/university groups*	6.7%	10.1%	0.0%	12.5%	0.0%	0.0%	11.1%	6.3%	33.3%	10.0%
Faith-based organizations	3.3%	2.5%	0.0%	6.3%	0.0%	0.0%	3.7%	6.3%	9.1%	0.0%
Academia/think tanks/research institutes*	40.0%	45.6%	28.6%	37.5%	40.0%	33.3%	22.2%	28.1%	78.8%	20.0%
Donor community*	10.0%	8.9%	14.3%	6.3%	0.0%	33.3%	0.0%	6.3%	9.1%	5.0%
Media*	6.7%	8.9%	7.1%	12.5%	0.0%	0.0%	11.1%	6.3%	6.1%	60.0%
Other	3.3%	0.0%	7.1%	0.0%	6.7%	6.7%	3.7%	0.0%	0.0%	0.0%
Don't know	0.0%	1.3%	0.0%	6.3%	0.0%	0.0%	0.0%	0.0%	3.0%	0.0%

*Significantly different between stakeholder groups

**G. Communication and Information Sharing**

Which would you say are your MAIN sources of news about economic and social development issues in the Philippines? (Choose no more than 3)

Percentage of Respondents (Responses combined)	Office of the President/a Secretary	Employee of a Ministry	PMU/ Consultant	Local Government	Other Government Institutions	Bilateral/ Multilateral Agency	Private Sector	Civil Society	Academia	Media
Local television*	53.3%	38.5%	35.7%	62.5%	60.0%	26.7%	33.3%	18.8%	31.3%	40.0%
International television*	30.0%	11.5%	14.3%	25.0%	26.7%	0.0%	33.3%	34.4%	18.8%	0.0%
Local radio news programs or bulletins	10.0%	21.8%	28.6%	6.3%	20.0%	6.7%	14.8%	21.9%	15.6%	20.0%
Printed local newspapers	16.7%	16.7%	21.4%	12.5%	26.7%	6.7%	11.1%	12.5%	9.4%	40.0%
Websites/apps of local TV	13.3%	24.4%	42.9%	18.8%	26.7%	33.3%	44.4%	21.9%	40.6%	30.0%
Websites/apps of international TV	20.0%	28.2%	7.1%	18.8%	26.7%	33.3%	18.5%	18.8%	12.5%	30.0%
Websites/apps of local radio companies	6.7%	5.1%	0.0%	6.3%	0.0%	0.0%	14.8%	6.3%	9.4%	5.0%
Websites/apps of international radio companies	6.7%	7.7%	7.1%	18.8%	0.0%	0.0%	7.4%	6.3%	3.1%	5.0%
Websites/apps of local newspapers/magazines	43.3%	35.9%	21.4%	25.0%	26.7%	66.7%	44.4%	46.9%	50.0%	50.0%
Websites/apps of international newspapers/ magazines	43.3%	34.6%	21.4%	25.0%	33.3%	40.0%	29.6%	28.1%	40.6%	30.0%
Social media	40.0%	44.9%	57.1%	68.8%	33.3%	46.7%	33.3%	53.1%	37.5%	45.0%
Blogs	0.0%	5.1%	7.1%	0.0%	6.7%	0.0%	3.7%	3.1%	3.1%	0.0%
Other	0.0%	3.8%	14.3%	6.3%	0.0%	0.0%	0.0%	6.3%	6.3%	0.0%

*Significantly different between stakeholder groups

How would you prefer to obtain information about the World Bank Group and its work? (Choose no more than 3)

Percentage of Respondents (Responses combined)	Office of the President/a Secretary	Employee of a Ministry	PMU/ Consultant	Local Government	Other Government Institutions	Bilateral/ Multilateral Agency	Private Sector	Civil Society	Academia	Media
World Bank Group's publications and other written materials*	43.3%	40.3%	50.0%	18.8%	46.7%	60.0%	55.6%	25.0%	62.5%	55.0%
e-Newsletters	26.7%	31.2%	21.4%	37.5%	26.7%	13.3%	14.8%	43.8%	12.5%	15.0%
World Bank Group's seminars/workshops/conferences	53.3%	45.5%	57.1%	37.5%	73.3%	40.0%	25.9%	50.0%	40.6%	25.0%
World Bank Group's blogs	10.0%	3.9%	0.0%	6.3%	6.7%	6.7%	18.5%	6.3%	9.4%	5.0%
World Bank Group's social media	26.7%	31.2%	28.6%	50.0%	0.0%	20.0%	33.3%	31.3%	37.5%	20.0%
Direct contact with World Bank Group	36.7%	27.3%	21.4%	31.3%	40.0%	33.3%	22.2%	21.9%	15.6%	30.0%
World Bank Group's website	53.3%	44.2%	42.9%	31.3%	40.0%	46.7%	48.1%	34.4%	43.8%	25.0%
Webinars or online events hosted by the World Bank Group	26.7%	42.9%	57.1%	56.3%	33.3%	53.3%	48.1%	50.0%	40.6%	20.0%
Interviews and press conferences for the Philippines' media*	16.7%	14.3%	7.1%	18.8%	6.7%	6.7%	18.5%	15.6%	12.5%	85.0%

*Significantly different between stakeholder groups

**G. Communication and Information Sharing**

What do you use primarily when visiting a World Bank Group website? (Select only 1 response)

Percentage of Respondents (Responses combined)	Office of the President/a Secretary	Employee of a Ministry	PMU/ Consultant	Local Government	Other Government Institutions	Bilateral/ Multilateral Agency	Private Sector	Civil Society	Academia	Media
Mobile	7.1%	25.7%	7.7%	14.3%	7.1%	7.1%	11.1%	20.0%	16.0%	21.1%
Computer/laptop	89.3%	66.2%	84.6%	64.3%	85.7%	92.9%	77.8%	73.3%	76.0%	78.9%
I never visit the WBG websites	3.6%	8.1%	7.7%	21.4%	7.1%	0.0%	11.1%	6.7%	8.0%	0.0%

**Appendix C: Indicator Questions as a Function of Exposure to the World Bank Group**

Indicator Question	Currently, do you professionally collaborate/work with the World Bank Group in your country?	
	Not collaborating with the WBG	Collaborating with the WBG
To what extent do you trust the World Bank Group to do what is right?	7.45	7.76
Overall, the World Bank Group currently plays a relevant role in development in the Philippines	7.50	7.90
The World Bank Group's work is aligned with what I consider the development priorities for the Philippines	7.31	7.69
Overall, please rate your impression of the effectiveness of the World Bank (IBRD/IDA) in Philippines	7.25	7.63
Overall, please rate your impression of the effectiveness of the IFC in Philippines	6.88	7.28
To what extent does the World Bank Group's work help to achieve development results in the Philippines?	7.39	7.61
To what extent does the World Bank Group influence the development agenda in the Philippines?	7.52	7.59
Collaboration with the private sector	7.52	7.42
Being inclusive	7.29	7.47
Straightforwardness and honesty	7.58	7.60
Access to WBG staff and experts	7.19	7.76
Being a long-term partner	7.79	8.12
Responsiveness to needs	7.35	7.65
Collaboration with the Government	7.74	8.01
Flexibility when circumstances change	7.16	7.43
Engaging with civil society	7.11	7.21
Treating clients and stakeholders in the Philippines with respect	7.78	8.07
Openness (sharing data and other information)	7.54	7.97
Collaboration with other donors and development partners	7.75	7.87
The World Bank Group takes decisions quickly in the Philippines	6.76	7.08
The World Bank Group's financial instruments (i.e., investment lending, Development Policy Loan, Trust Funds, Program-for-Results) meet the needs of the Philippines	7.25	7.47
The World Bank Group meets the Philippines' needs for knowledge services (e.g., research, analysis, data, technical assistance)	7.71	7.79
Are adaptable to the Philippines' specific development challenges and country circumstances	7.60	7.78
Overall, how significant a contribution do you believe the World Bank Groups knowledge work and activities make to development results in your country?	7.82	7.77
Overall, how would you rate the technical quality of the World Bank Groups knowledge work and activities?	8.11	8.16

Yellow highlight indicates significant difference between Yes and No means.



Appendix D: The Philippines FY22 COS Questionnaire



World Bank Group Country Survey FY 2022 – The Philippines

The World Bank Group is interested in gauging the views of clients and partners who are either involved in development in the Philippines or who observe activities related to social and economic development. The following survey will give the World Bank Group’s team that works in the Philippines, greater insight into how the Bank’s work is perceived. This is one tool the World Bank Group uses to assess the views of its stakeholders, and to develop more effective strategies that support development in the Philippines.

A local independent firm has been hired to oversee the logistics of this survey. This ensures anonymity and confidentiality. We hope you’ll be candid.

Finally, the survey relates to the World Bank Group’s work. The World Bank Group consists of IBRD, IDA, IFC, MIGA, and ICSID. When responding to the survey, please consider the area of the World Bank Group with which you are most familiar.

To complete the survey, please circle/check the response that most accurately reflects your opinion. We ask you to please answer all questions on the very first page. If you prefer not to answer any question on other pages, please leave it blank. If you feel that you do not have an adequate amount of information on a subject, please check “Don’t know”.

PLEASE NOTE: IN SOME CASES THE SURVEY WILL ASK FOR A SPECIFIC NUMBER OF RESPONSES. PLEASE DO NOT CHOOSE ANY MORE THAN REQUESTED. IF MORE RESPONSES ARE CHOSEN, DATA CANNOT BE INCLUDED IN ANALYSIS.

**BACKGROUND INFORMATION**

Which of the following best describes your current affiliation? (Select only 1 response)			
1	Office of the President	12	Private Sector Organization
2	Office of a Secretary	13	Financial Sector/Private Bank
3	Office of a member of Congress	14	Private Foundation (e.g., Bill & Melinda Gates Foundation, Rockefeller Foundation)
4	Employee of Department/Agency, Commission, Implementation Agency	15	NGO/Community Based Organization
5	Project Management Unit (PMU) overseeing implementation of WBG project/ Consultant/Contractor working on WBG supported project/program	16	Professional/Trade association
6	Local Government Office or Staff	17	Faith-Based Group
7	Independent Government Institution (i.e., regulatory agency, central bank/oversight institution)	18	Youth Group
8	Judicial System (e.g., courts)	19	Academia/Research Institute/Think Tank
9	State-Owned Enterprise	20	Media (press, radio, TV, web, etc.)
10	Bilateral Agency (e.g., embassy, diplomatic, military)	21	Other (please specify): _____
11	Multilateral Agency (UN, regional development bank)		

Currently, do you professionally collaborate/work with the World Bank Group (IBRD/IDA, IFC, MIGA, ICSID) in your country? (If you answered NO to this question, please proceed to the next page)

1	Yes
2	No

If yes, which of the following agencies of the World Bank Group do you primarily collaborate/work with in the Philippines? (Select only 1 response)	
1	The World Bank (IBRD/IDA)
2	The International Finance Corporation (IFC)
3	The Multilateral Investment Guarantee Agency (MIGA)
4	International Centre for Settlement of Investment Disputes (ICSID)

**SECTION A: OVERALL CONTEXT**

A1. In general, would you say that the Philippines is headed in ... ?	
1	The right direction
2	The wrong direction
3	Not sure

A2. Do you think that economic opportunity for citizens in the Philippines is ... ?	
1	Increasing
2	Decreasing
3	Staying about the same

A3. Please identify which of the following development priorities you consider the most important in the Philippines. (Choose no more than 5)			
1	Job creation/employment	16	Economic growth
2	Health	17	Gender equity (closing the gap between women and men, and boys and girls)
3	Climate change (e.g., mitigation, adaptation)	18	Water and sanitation
4	Social protection (e.g., pensions, targeted social assistance)	19	Natural resource management (e.g. forests, water resources management, and marine resources)
5	National debt	20	Anti-corruption
6	Private sector development	21	Education
7	Energy	22	Information and communications technology
8	Global pandemics (e.g., COVID-19)	23	Food security (e.g. nutrition)
9	Financial markets	24	Environmental conservation
10	Disaster risk management (including flood management)	25	Public sector governance/reform (i.e., government effectiveness, public financial management, public expenditure, fiscal system reform)
11	Global/regional integration	26	Trade and exports
12	Urban development	27	Equality of opportunity (i.e., social inclusion)
13	Agriculture and rural development	28	Judiciary reform
14	Transport (e.g., roads, bridges, transportation)	29	Poverty reduction
15	Health systems strengthening		

**SECTION A: OVERALL CONTEXT****A4. When economic and/or social reform efforts fail or are slow to take place in the Philippines, which of the following would you attribute this to? (Choose no more than 2)**

1	Inadequate private sector participation
2	Corruption
3	Inadequate capacity in the government/government efficiency and effectiveness
4	Inadequate government accountability
5	Pressure from outside interest groups (e.g., private sector, unions)
6	Inadequate citizen/civil society participation
7	Political pressures and obstacles
8	Reforms are not well thought out in light of country challenges
9	Inadequate donor coordination
10	Other (please specify): _____

A5. To what extent, do you trust each of the following groups to do what is right?

		To no degree at all					To a very significant degree					Don't know
		1	2	3	4	5	6	7	8	9	10	
1	The national/federal government	1	2	3	4	5	6	7	8	9	10	<input type="checkbox"/>
2	Congress (Senate and the House of Representatives)	1	2	3	4	5	6	7	8	9	10	<input type="checkbox"/>
3	Bilateral organizations (e.g., DFID, JICA, GIZ, USAID)	1	2	3	4	5	6	7	8	9	10	<input type="checkbox"/>
4	The World Bank Group	1	2	3	4	5	6	7	8	9	10	<input type="checkbox"/>
5	The United Nations (UN)	1	2	3	4	5	6	7	8	9	10	<input type="checkbox"/>
6	The World Health Organization (WHO)	1	2	3	4	5	6	7	8	9	10	<input type="checkbox"/>
7	Regional development banks (e.g. ADB, AIIB)	1	2	3	4	5	6	7	8	9	10	<input type="checkbox"/>
8	Bangko Sentral ng Pilipinas	1	2	3	4	5	6	7	8	9	10	<input type="checkbox"/>
9	International private sector	1	2	3	4	5	6	7	8	9	10	<input type="checkbox"/>
10	Domestic private sector	1	2	3	4	5	6	7	8	9	10	<input type="checkbox"/>
11	International civil society (e.g., NGOs, CBOs)	1	2	3	4	5	6	7	8	9	10	<input type="checkbox"/>
12	Domestic civil society (e.g., NGOs, CBOs)	1	2	3	4	5	6	7	8	9	10	<input type="checkbox"/>
13	Youth organizations	1	2	3	4	5	6	7	8	9	10	<input type="checkbox"/>
14	Faith-based institutions	1	2	3	4	5	6	7	8	9	10	<input type="checkbox"/>
15	Domestic traditional media and their web presence (e.g., newspapers, TV stations, radio)	1	2	3	4	5	6	7	8	9	10	<input type="checkbox"/>
16	International media and their web presence	1	2	3	4	5	6	7	8	9	10	<input type="checkbox"/>
17	Web based media (i.e., blogs, social media, other web-based news, and information sources)	1	2	3	4	5	6	7	8	9	10	<input type="checkbox"/>

**SECTION B: OVERALL ATTITUDES TOWARD THE WORLD BANK GROUP**

B1. How familiar are you with the work of these organizations in the Philippines?											
		Not familiar at all								Extremely familiar	
1		1	2	3	4	5	6	7	8	9	10
1	The World Bank (IBRD/IDA)										
2	The International Finance Corporation (IFC), the World Bank Group's private sector arm										

To what extent do you agree/disagree with the following statements about the World Bank Group's work in the Philippines?												
		Strongly disagree								Strongly agree		Don't know
B2		1	2	3	4	5	6	7	8	9	10	<input type="checkbox"/>
B2	Overall, the World Bank Group currently plays a relevant role in development in the Philippines											<input type="checkbox"/>
B3	The World Bank Group's work is aligned with what I consider the development priorities for the Philippines											<input type="checkbox"/>

B4. Overall, please rate your impression of the effectiveness of these organizations in the Philippines.												
		Not effective at all								Very effective		Don't know
1		1	2	3	4	5	6	7	8	9	10	<input type="checkbox"/>
1	The World Bank (IBRD/IDA)											<input type="checkbox"/>
2	The International Finance Corporation (IFC), the World Bank Group's private sector arm											<input type="checkbox"/>

B5. To what extent does the World Bank Group's work help to achieve development results in the Philippines?												
		1	2	3	4	5	6	7	8	9	10	<input type="checkbox"/>
To no degree at all		To a very significant degree								Don't know		
												<input type="checkbox"/>

B6. To what extent does the World Bank Group influence the development agenda in the Philippines?												
		1	2	3	4	5	6	7	8	9	10	<input type="checkbox"/>
To no degree at all		To a very significant degree								Don't know		
												<input type="checkbox"/>

B7. To what extent do you believe that the World Bank Group's work and support help the poorest in the Philippines? (Select only 1 response)	
1	To a fully sufficient degree
2	To a somewhat sufficient degree
3	To a somewhat insufficient degree
4	To a very insufficient degree
5	Don't know

**SECTION B: OVERALL ATTITUDES TOWARD THE WORLD BANK GROUP**

B8. When thinking about the World Bank Group’s role in the Philippines, which activity do you VALUE the most? (Choose no more than 2)

1	Data and statistics
2	Capacity development related to World Bank Group supported projects
3	Bringing together different groups of stakeholders
4	Global advocacy
5	Formal policy advice, studies, analyses
6	Promoting knowledge sharing
7	Implementation support
8	Donor coordination
9	Informal advice that World Bank Group’s staff provides (e.g., memos, short evidence notes, informal discussions and emails)
10	Financial resources
11	Mobilizing third party financial resources
12	Technical assistance
13	Other (please specify): _____

B9. When thinking about how the World Bank Group can have the most impact on development results in the Philippines, which sectors do you believe the World Bank Group should prioritize with its resources (financial and knowledge services) in the Philippines? (Choose no more than 5)

1	Disaster risk management	16	Education
2	National debt	17	Public sector governance/reform (i.e., government effectiveness, public financial management, public expenditure, fiscal system reform)
3	Equality of opportunity (i.e., social inclusion)	18	Natural resource management (e.g. forests, water resources management, and marine resources)
4	Judiciary reform	19	Global/regional integration
5	Job creation/employment	20	Information and communications technology
6	Climate change (e.g., mitigation, adaptation)	21	Social protection (e.g., pensions, targeted social assistance)
7	Financial markets	22	Economic growth
8	Anti-corruption	23	Transport (e.g., roads, bridges, transportation)
9	Global pandemics (e.g., COVID-19)	24	Agriculture and rural development
10	Urban development	25	Gender equity (closing the gap between women and men, and boys and girls)
11	Poverty reduction	26	Trade and exports
12	Health systems strengthening	27	Health
13	Energy	28	Food security (e.g. nutrition)
14	Private sector development	29	Environmental conservation
15	Water and sanitation		

**SECTION B: OVERALL ATTITUDES TOWARD THE WORLD BANK GROUP**

B10. What do you immediately think of when you hear about the IFC? (Choose no more than 3)			
1	Financial advisory solutions	9	Private sector solutions
2	World Bank	10	Multi-lateral financial institution
3	Thought leader	11	Venture capital
4	Innovation and entrepreneurship	12	Impact investor
5	Development institution	13	None of the above
6	Investment bank	14	Don't know
7	Public-private partnerships	15	Other (please specify): _____
8	Asset manager		

**SECTION C: WORLD BANK GROUP'S WORK AND ENGAGEMENT ON THE GROUND**

C1. To what extent do you believe the World Bank Group's staff is well prepared (e.g., skills mix and knowledge) to help the Philippines solve its most complicated development challenges?

1	2	3	4	5	6	7	8	9	10	<input type="checkbox"/>	
To no degree at all										To a very significant degree	Don't know

To what extent is the World Bank Group an effective development partner in the Philippines, in terms of each of the following?

		To no degree at all					To a very significant degree					Don't know
C2	Collaboration with the private sector	1	2	3	4	5	6	7	8	9	10	<input type="checkbox"/>
C3	Being inclusive	1	2	3	4	5	6	7	8	9	10	<input type="checkbox"/>
C4	Straightforwardness and honesty	1	2	3	4	5	6	7	8	9	10	<input type="checkbox"/>
C5	Access to WBG staff and experts	1	2	3	4	5	6	7	8	9	10	<input type="checkbox"/>
C6	Being a long-term partner	1	2	3	4	5	6	7	8	9	10	<input type="checkbox"/>
C7	Responsiveness to needs	1	2	3	4	5	6	7	8	9	10	<input type="checkbox"/>
C8	Collaboration with the Government	1	2	3	4	5	6	7	8	9	10	<input type="checkbox"/>
C9	Flexibility when circumstances change	1	2	3	4	5	6	7	8	9	10	<input type="checkbox"/>
C10	Engaging with civil society	1	2	3	4	5	6	7	8	9	10	<input type="checkbox"/>
C11	Treating clients and stakeholders in the Philippines with respect	1	2	3	4	5	6	7	8	9	10	<input type="checkbox"/>
C12	Openness (sharing data and other information)	1	2	3	4	5	6	7	8	9	10	<input type="checkbox"/>
C13	Collaboration with other donors and development partners	1	2	3	4	5	6	7	8	9	10	<input type="checkbox"/>

To what extent do you agree/disagree with the following statements?

		Strongly disagree					Strongly agree					Don't know
C14	The World Bank Group takes decisions quickly in the Philippines	1	2	3	4	5	6	7	8	9	10	<input type="checkbox"/>
C15	The World Bank Group's approvals and reviews are done in a timely fashion	1	2	3	4	5	6	7	8	9	10	<input type="checkbox"/>
C16	The World Bank Group's conditions on its lending are reasonable	1	2	3	4	5	6	7	8	9	10	<input type="checkbox"/>
C17	The World Bank Group disburses funds promptly	1	2	3	4	5	6	7	8	9	10	<input type="checkbox"/>
C18	The World Bank Group's Environmental and Social Framework requirements are reasonable	1	2	3	4	5	6	7	8	9	10	<input type="checkbox"/>
C19	The World Bank Group insists on accountability through its lending (e.g., performance-based financing/resources tied to results)	1	2	3	4	5	6	7	8	9	10	<input type="checkbox"/>
C20	The World Bank Group measures results effectively	1	2	3	4	5	6	7	8	9	10	<input type="checkbox"/>
C21	Working with the World Bank Group increases the Philippines's institutional capacity	1	2	3	4	5	6	7	8	9	10	<input type="checkbox"/>

**SECTION C: WORLD BANK GROUP'S WORK AND ENGAGEMENT ON THE GROUND**

To what extent do you agree/disagree with the following statements about the World Bank Group in the Philippines?												
		Strongly disagree								Strongly agree		Don't know
C22	The World Bank Group's financial instruments (i.e., investment lending, Development Policy Loan, Trust Funds, Program-for-Results) meet the needs of the Philippines	1	2	3	4	5	6	7	8	9	10	<input type="checkbox"/>
C23	The World Bank Group meets the Philippines' needs for knowledge services (e.g., research, analysis, data, technical assistance)	1	2	3	4	5	6	7	8	9	10	<input type="checkbox"/>

C24. To what extent do you believe that the Philippines received value for money from the World Bank Group's Reimbursable Advisory Services (RAS)?											
1	2	3	4	5	6	7	8	9	10	<input type="checkbox"/>	
To no degree at all									To a very significant degree		Don't know

**SECTION D: WORLD BANK GROUP'S SUPPORT IN DEVELOPMENT AREAS**

D1. How EFFECTIVE do you believe the World Bank Group is in terms of the work it does in the following areas of development in the Philippines? (If you have NO exposure to/experience in working in any of the sectors listed below, please respond "Don't know")

		Not effective at all										Very effective	Don't know
		1	2	3	4	5	6	7	8	9	10		
1	Social protection (e.g., pensions, targeted social assistance)	1	2	3	4	5	6	7	8	9	10		<input type="checkbox"/>
2	Agriculture and rural development	1	2	3	4	5	6	7	8	9	10		<input type="checkbox"/>
3	Gender equity (closing the gap between women and men, and boys and girls)	1	2	3	4	5	6	7	8	9	10		<input type="checkbox"/>
4	Poverty reduction	1	2	3	4	5	6	7	8	9	10		<input type="checkbox"/>
5	Public sector governance/reform (i.e., government effectiveness, public financial management, public expenditure, fiscal system reform)	1	2	3	4	5	6	7	8	9	10		<input type="checkbox"/>
6	Equality of opportunity (i.e., social inclusion)	1	2	3	4	5	6	7	8	9	10		<input type="checkbox"/>
7	Education	1	2	3	4	5	6	7	8	9	10		<input type="checkbox"/>
8	Health	1	2	3	4	5	6	7	8	9	10		<input type="checkbox"/>
9	Private sector development	1	2	3	4	5	6	7	8	9	10		<input type="checkbox"/>
10	Climate change (e.g., mitigation, adaptation)	1	2	3	4	5	6	7	8	9	10		<input type="checkbox"/>
11	Anti-corruption	1	2	3	4	5	6	7	8	9	10		<input type="checkbox"/>
12	Energy	1	2	3	4	5	6	7	8	9	10		<input type="checkbox"/>
13	Job creation/employment	1	2	3	4	5	6	7	8	9	10		<input type="checkbox"/>
14	Information and communications technology	1	2	3	4	5	6	7	8	9	10		<input type="checkbox"/>
15	Disaster risk management	1	2	3	4	5	6	7	8	9	10		<input type="checkbox"/>
16	Water and sanitation	1	2	3	4	5	6	7	8	9	10		<input type="checkbox"/>
17	Economic growth	1	2	3	4	5	6	7	8	9	10		<input type="checkbox"/>
18	Natural resource management	1	2	3	4	5	6	7	8	9	10		<input type="checkbox"/>
19	Urban development	1	2	3	4	5	6	7	8	9	10		<input type="checkbox"/>
20	Food security	1	2	3	4	5	6	7	8	9	10		<input type="checkbox"/>
21	Transport (e.g., roads, bridges, transportation)	1	2	3	4	5	6	7	8	9	10		<input type="checkbox"/>
22	Global/regional integration	1	2	3	4	5	6	7	8	9	10		<input type="checkbox"/>
23	Trade and exports	1	2	3	4	5	6	7	8	9	10		<input type="checkbox"/>
24	Financial markets	1	2	3	4	5	6	7	8	9	10		<input type="checkbox"/>

D2. How effectively does the World Bank Group support the Philippines's efforts ... ?

		Not effectively at all										Very effectively	Don't know
		1	2	3	4	5	6	7	8	9	10		
1	To build stronger domestic resource mobilization systems in the Government (e.g., tax collection)	1	2	3	4	5	6	7	8	9	10		<input type="checkbox"/>
2	To develop better and stronger data collection/ analytics systems within the Government	1	2	3	4	5	6	7	8	9	10		<input type="checkbox"/>



SECTION E: WORLD BANK GROUP'S KNOWLEDGE WORK AND ACTIVITIES (i.e., analysis, studies, research, data, reports, conferences)

E1. How frequently do you consult World Bank Group's knowledge work and activities in the work you do?	
1	Weekly
2	Monthly
3	A few times a year
4	Rarely
5	Never

In the Philippines, to what extent do you believe that the World Bank Group's knowledge work and activities:												
		To no degree at all					To a very significant degree					Don't know
E2	Are timely	1	2	3	4	5	6	7	8	9	10	<input type="checkbox"/>
E3	Include appropriate level of stakeholder involvement during preparation	1	2	3	4	5	6	7	8	9	10	<input type="checkbox"/>
E4	Are source of relevant information on global good practices	1	2	3	4	5	6	7	8	9	10	<input type="checkbox"/>
E5	Are adequately disseminated	1	2	3	4	5	6	7	8	9	10	<input type="checkbox"/>
E6	Are adaptable to the Philippines' specific development challenges and country circumstances	1	2	3	4	5	6	7	8	9	10	<input type="checkbox"/>

E7. Overall, how significant a contribution do you believe the World Bank Group's knowledge work and activities make to development results in your country?											
1	2	3	4	5	6	7	8	9	10		<input type="checkbox"/>
Not significant at all								Very significant		Don't know	

E8. Overall, how would you rate the technical quality of the World Bank Group's knowledge work and activities?											
1	2	3	4	5	6	7	8	9	10		<input type="checkbox"/>
Very low technical quality								Very high technical quality		Don't know	

**SECTION F: THE FUTURE ROLE OF THE WORLD BANK GROUP IN THE PHILIPPINES****F1. Which of the following SHOULD the WBG do to improve its advice and guidance in the Philippines? (Choose no more than 3)**

1	More public disclosure of its work
2	Incorporate more innovative technologies into its work and support
3	Increase emphasis on capacity development
4	Provide more real-time advice and guidance
5	Be less influenced by developed countries and their priorities
6	Be more sensitive toward political and social realities
7	Increase the level of country specific expertise
8	Provide more adequate data/knowledge/statistics on your country's economy
9	Be more willing to criticize government policies and reform efforts
10	Other (please specify): _____

F2. In addition to its regular relations, which THREE of the following should the World Bank Group collaborate with more in the Philippines? (Choose no more than 3)

1	Private sector	8	Youth/university groups
2	The executive branch	9	Faith-based organizations
3	NGOs/Community Based Organizations	10	Academia/think tanks/research institutes
4	Beneficiaries	11	Donor community
5	Legislature/Congress	12	Media
6	Local government	13	Other (please specify): _____
7	Private foundations	14	Don't know

F3. Which THREE areas below would benefit most from the World Bank Group's support to help ensure that the Philippines has fair and equitable access to the vaccines necessary to alter the course of the COVID-19 pandemic? (Choose no more than 3)

1	Support the purchase of vaccines
2	Support community and stakeholder engagement to address misinformation and stigma
3	Training health workers
4	Assess country's readiness for vaccine distribution
5	Help to strengthen health systems
6	Support the distribution of vaccines
7	Other (please specify): _____

**SECTION G: COMMUNICATION AND INFORMATION SHARING**

G1. Which would you say are your MAIN sources of news about economic and social development issues in the Philippines? (Choose no more than 3)			
1	Local television	8	Websites/apps of international radio companies
2	International television	9	Websites/apps of local newspapers/magazines
3	Local radio news programs or bulletins	10	Websites/apps of international newspapers/magazines
4	Printed local newspapers	11	Social media (e.g., Facebook, Twitter, YouTube, Telegram, TikTok)
5	Websites/apps of local TV	12	Blogs
6	Websites/apps of international TV	13	Other (please specify): _____
7	Websites/apps of local radio companies		

G2. How would you prefer to obtain information about the World Bank Group and its work? (Choose no more than 3)			
1	World Bank Group's publications and other written materials	6	Direct contact with World Bank Group (i.e., face to face meetings/discussions)
2	e-Newsletters	7	World Bank Group's website
3	World Bank Group's seminars/workshops/conferences	8	Webinars or online events hosted by the World Bank Group
4	World Bank Group's blogs	9	Interviews and press conferences for the Philippines' media
5	World Bank Group's social media		

G3. What do you use primarily when visiting a World Bank Group website? (Select only 1 response)	
1	Mobile
2	Computer/laptop
3	I never visit the WBG websites

**SECTION G: COMMUNICATION AND INFORMATION SHARING**

G4. Over the past SIX MONTHS, on average how often did you do any of the following related to the World Bank Group (WBG)?		Every few days	Every few weeks	Every few months	Not at all
1	Read, viewed or heard a story about the WBG in local media (newspaper, magazine, TV, radio)	<input type="checkbox"/>	<input type="checkbox"/>	<input type="checkbox"/>	<input type="checkbox"/>
2	Read, viewed or heard a story about the WBG in global media (newspaper, magazine, TV, radio)	<input type="checkbox"/>	<input type="checkbox"/>	<input type="checkbox"/>	<input type="checkbox"/>
3	Interacted with the WBG on Social Media (e.g., read a post or tweet, liked, commented, shared, retweeted)	<input type="checkbox"/>	<input type="checkbox"/>	<input type="checkbox"/>	<input type="checkbox"/>
4	Visited a WBG website (e.g., read a blog, used data)	<input type="checkbox"/>	<input type="checkbox"/>	<input type="checkbox"/>	<input type="checkbox"/>
5	Attended an event/conference hosted by the WBG	<input type="checkbox"/>	<input type="checkbox"/>	<input type="checkbox"/>	<input type="checkbox"/>
6	Attended/participated in a webinar or online event hosted by the WBG	<input type="checkbox"/>	<input type="checkbox"/>	<input type="checkbox"/>	<input type="checkbox"/>
7	Read some or all of a WBG research paper or publication	<input type="checkbox"/>	<input type="checkbox"/>	<input type="checkbox"/>	<input type="checkbox"/>
8	Met professionally with WBG staff	<input type="checkbox"/>	<input type="checkbox"/>	<input type="checkbox"/>	<input type="checkbox"/>
9	Read a WBG e-newsletter	<input type="checkbox"/>	<input type="checkbox"/>	<input type="checkbox"/>	<input type="checkbox"/>

**SECTION H: BACKGROUND INFORMATION**

H1. Please identify the primary specialization of your work. (Select only 1 response)			
1	Poverty	13	Agriculture, rural development
2	Macroeconomics, fiscal management	14	Urban development
3	Governance, anti-corruption	15	Transport
4	Education	16	Digital development and technology (ICT)
5	Health, nutrition	17	Tourism
6	Social protection	18	Fragility, conflict, violence, refugees
7	Jobs	19	Demographics, migration
8	Energy	20	Trade and competitiveness
9	Environment, natural resources	21	Finance and markets
10	Climate change	22	Communications, public affairs
11	Water, sanitation	23	Generalist (specialized in multiple sectors)
12	Gender	24	Other (please specify): _____

H2. What's your gender?	
1	Female
2	Male

H3. Within your organization, would you describe yourself as	
1	Junior level
2	Mid-level staff
3	Mid-level decision-maker / manager
4	Senior level

H4. What's your age?	
1	25 and under
2	26-35
3	36-45
4	46-55
5	56 and above

H5. Which best represents your geographic location?	
1	National Capital Region/Metro Manila
2	Luzon outside of NCR
3	Visayas
4	Mindanao

Thank you for completing the survey!