



SWITZERLAND GENDER LANDSCAPE

This briefing showcases the gender landscape in Switzerland on key indicators helpful for monitoring gender equality and designing effective policy interventions. Gender equality fosters productivity gains, minimizes losses in wealth, reduces poverty, boosts shared prosperity, and supports green, resilient, and inclusive development.

Click the measures below to explore the [World Bank Gender Data Portal](#).

Compared to:	Base Year	Region
>10% Higher Value	↗	
Equal/No Change	→	
>10% Lower Value	↘	
No Data	---	

		Country Performance				Peer Comparison			
		Baseline		Latest		Latest			
		Value	Year	Value	Year	ECA	HIC	World	
Foundational Well-being: End Gender-Based Violence and Elevate Human Capital									
Proportion of women subjected to physical and/or sexual violence in the last 12 months (% of ever partnered women ages 15-49)		NA	NA	---	2.00	2018	6.32	5.60	NA
Women who were first married by 18 (% of women 20-24)		NA	NA	---	NA	NA	NA	NA	NA
Literacy rate (% ages 15-24)	Female	NA	NA	---	NA	NA	99.7	NA	91.5
	Male	NA	NA	---	NA	NA	99.7	NA	93.9
School enrollment, tertiary (% gross)	Female	53.1	2011	↗	76.0	2021	85.8	89.9	44.8
	Male	53.1	2011	↗	68.1	2021	72.2	69.2	39.1
Female share of graduates from STEM programs, tertiary (%)		20.8	2011	→	22.3	2017	NA	NA	NA
Adolescent fertility rate (births per 1,000 women 15-19)		3.63	2011	↘	2.21	2021	13.6	11.2	42.5
Fraction of children under 5 not stunted	Female	NA	NA	---	NA	NA	NA	NA	NA
	Male	NA	NA	---	NA	NA	NA	NA	NA
Mortality from chronic vascular disease, cancer, diabetes or cardiorespiratory disease between 30 and 70 (%)	Female	7.20	2011	↘	6.10	2019	11.4	8.97	14.8
	Male	11.6	2011	↘	9.60	2019	21.8	14.8	21.7
Economic Participation: Expand and Enable Economic Opportunities									
Labor force participation rate (% 15+)	Female	60.5	2011	→	61.5	2022	51.6	54.0	47.8
	Male	74.7	2011	→	71.9	2022	66.4	68.0	72.9
Wage and salaried workers (% of employment)	Female	87.0	2011	→	86.0	2022	86.1	90.6	53.1
	Male	82.4	2011	→	81.6	2022	79.6	85.6	51.3
Employment in agriculture (% of employment)	Female	2.91	2011	↘	1.65	2022	6.59	2.02	25.6
	Male	4.20	2011	↘	2.87	2022	8.45	3.65	26.9
Received a public sector pension (% 15+)	Female	NA	NA	---	21.8	2021	24.1	21.1	9.93
	Male	NA	NA	---	23.5	2021	19.8	18.6	8.83
Share of youth not in education, employment or training (% of youth population)	Female	7.39	2011	↗	9.27	2022	15.2	11.6	NA
	Male	8.40	2011	↗	10.1	2022	12.1	10.6	NA
Proportion of time spent on unpaid domestic and care work (% of 24 hour day)	Female	16.7	2010	→	17.3	2020	NA	NA	NA
	Male	9.78	2010	↗	11.5	2020	NA	NA	NA
Age dependency ratio (% of working-age population)		47.3	2011	↗	52.3	2022	54.4	55.0	55.2
Female migrants (% of international migrant stock)		51.6	2010	→	50.8	2019	51.2	50.4	46.7
Financial institution account (% 15+)	Female	NA	NA	---	99.0	2021	87.8	96.7	71.9
	Male	NA	NA	---	100	2021	90.9	96.0	76.0
Used a mobile phone or the internet to pay bills (% 15+)	Female	NA	NA	---	53.2	2021	47.8	55.3	31.8
	Male	NA	NA	---	54.3	2021	53.0	57.0	37.0
Leadership: Engage Women as Leaders									
Female share of employment in senior and middle management (%)		28.6	2011	→	29.9	2022	NA	NA	NA
Firms with female participation in ownership (% of firms)		NA	NA	---	NA	NA	34.8	39.5	33.3
Proportion of seats held by women in national parliaments (%)		28.5	2011	↗	41.5	2022	30.9	30.8	26.5
Proportion of women in ministerial level positions (%)		42.9	2010	→	42.9	2022	27.0	30.1	22.8

Note: The Europe and Central Asia (ECA) region includes 58 countries (all income levels), as classified by The World Bank Group. Switzerland is a high income (HIC) country, which includes 82 countries with a Gross National Income (GNI) per capita higher than \$13,845 (calculated using the World Bank Atlas method). Data and definitions can be found on the [Gender Data Portal](#). Data is as of March 17, 2024.

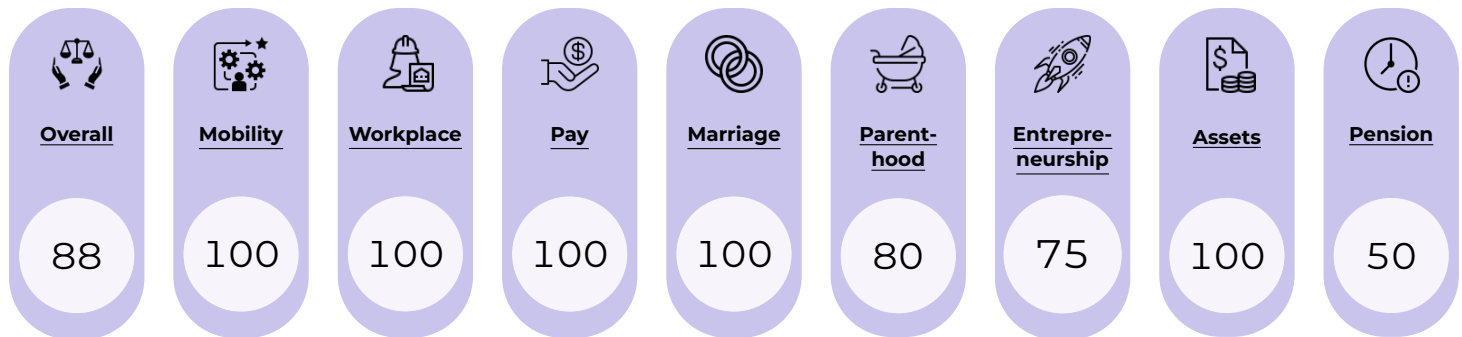
Country Baseline provides a reference from 1990 to 2011. Latest Value shows the latest available value from 2012 onwards. The arrow icon represents country increases or decreases over 10 percent relative to the base year. Peer Comparison shows how Switzerland performs relative to its peers in the region, income group, and the world. Color coding represents values 10 percent above or below its peers in the region.



SWITZERLAND GENDER LANDSCAPE

Women, Business and the Law in Switzerland

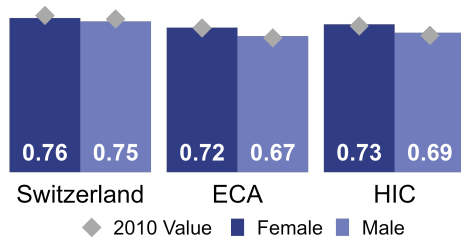
Women, Business and the Law (WBL) 2023 presents an index covering 190 economies, structured around the life cycle of a working woman. In total, 35 questions are scored across eight indicators. **Switzerland scores 88 out of 100**, while the regional average across Europe and Central Asia is 86.



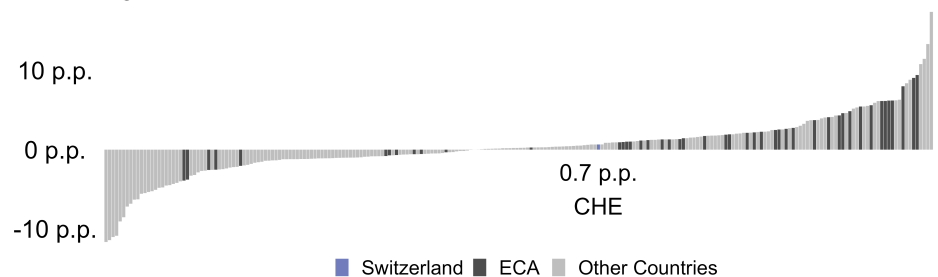
A Closer Look at Gender Equality in Switzerland

Despite some progress, gender gaps, gender-based violence, and disadvantageous social norms facing women and girls persist, and gains in human capital of women and girls remain untapped. Turning human capital investments into economic gains means addressing multiple barriers to women's economic empowerment, including improving their voice and agency.

Human Capital Index Score (0-1)
Baseline compared to 2020



Change in Female Labor Force Participation 2012-2022 (p.p.)
Ages 15+



Unpacking the Numbers in Switzerland

76 percent

A girl born today will be 76 percent as productive as if she enjoyed full education, health, and employment **(2020)**

10 points

Men and women have a 10 percentage point gap in labor force participation **(2022)**

1.4 times

Men hold 1.4 times as many seats in the national parliament as women **(2022)**

1.7 times

A man is 1.7 times as likely as a woman to have borrowed money to start, operate, or expand a farm or business **(2017)**

LEARN MORE

The World Bank in Gender: This portal features the latest research, news, and events around gender equality in international development.

Women, Business and the Law: This portal includes reports, data, and news on the laws and regulations that affect women's economic opportunity.

World Bank Gender Strategy (2024-2030): The new Strategy puts forward the bold ambition to accelerate gender equality for a sustainable, resilient, and inclusive future.

World Bank Gender Data Portal: This open data tool shares the latest statistics and research to improve understanding and inform policy choices.

ECA Gender Page: This page features policy research by the GIL, evaluating innovative solutions to close priority gender gaps in the region.

