



### Color Key

Improvement

Deterioration

No Change

The gender data landscape highlights opportunities for enhancing gender equality outcomes in Bahrain to support productivity and wealth gains, reduce poverty and increase shared prosperity.

Click the indicators below to explore the [World Bank Gender Data Portal](#).

		Year	Latest*	Comparison		
			Value	MNA	HIC	World
<b>Progress in ending all forms of gender-based violence</b>						
Proportion of women subjected to physical and/or sexual violence in the last 12 months (% of ever partnered women ages 15-49)	Female	NA	NA	15.3	5.60	NA
Women who were first married by 18 (% of women 20-24)	Female	NA	NA	NA	NA	NA
Adolescent fertility rate (births per 1,000 women 15-19)		2023	7.54	38.8	9.09	39.1
<b>Stronger and more resilient human capital</b>						
Learning poverty: Share of children at the end-of-primary age below minimum reading proficiency (%)	Female	2021	22.1	54.1	6.30	50.0
	Male	2021	38.4	65.5	9.14	53.7
Lower secondary completion rate (% of relevant group)	Female	2023	96.9	77.5	94.3	74.8
	Male	2023	95.0	75.9	94.3	74.6
Female share of graduates from STEM programs, tertiary (%)		2018	41.2	NA	NA	NA
Maternal mortality ratio (modeled estimate per 100,000 live births)		2023	17.0	47.0	10.0	197
Contraceptive prevalence, any modern method (% of married women 15-49)		1995	30.6	38.5	NA	54.1
Fraction of children under 5 not stunted	Female	NA	NA	NA	NA	NA
	Male	NA	NA	NA	NA	NA
Mortality from cardiovascular disease, cancer, diabetes, or chronic respiratory disease between ages 30 and 70 (%)	Female	2021	15.5	19.4	9.44	15.6
	Male	2021	14.2	22.0	16.2	21.0
<b>More and better jobs, including jobs of the future</b>						
Labor force participation rate (% 15+)	Female	2024	43.0	19.2	54.3	49.1
	Male	2024	85.9	73.0	68.0	73.2
Wage and salaried workers (% of employment)	Female	2023	96.6	57.6	91.0	52.6
	Male	2023	97.6	61.8	86.6	51.6
Employment in agriculture (% of employment)	Female	2023	0.04	33.9	2.18	25.9
	Male	2023	1.10	18.9	4.01	26.2
Vulnerable employment (% of employment)	Female	2023	0.82	41.3	7.23	45.1
	Male	2023	1.01	34.9	9.25	43.4
Share of youth not in education, employment or training (% of youth population)	Female	NA	NA	49.5	11.1	NA
	Male	NA	NA	16.1	10.5	NA
Youth unemployment (% of labor force 15-24)	Female	2024	12.4	29.6	11.7	15.3
	Male	2024	2.53	16.8	11.8	13.2
Percentage of women's economic rights (%)		2023	68.1	54.7	87.4	77.9
<b>Greater ownership and use of economic assets</b>						
Received a public sector pension (% age 15+)	Female	2017	6.98	6.40	21.1	9.93
	Male	2017	6.10	10.2	18.6	8.83
Account at a financial institution (% age 15+)	Female	2024	83.0	36.4	94.5	76.6
	Male	2024	82.0	57.2	95.3	80.9
Saved at a financial institution or using a mobile money account (% 15+)	Female	2017	23.0	NA	NA	NA
	Male	2017	34.7	NA	NA	NA
<b>Wider access to and use of enabling services</b>						
Individuals using the Internet (% of population)	Female	2023	100	72.4	91.1	61.6
	Male	2023	100	78.4	92.8	67.2
Used a mobile phone or the internet to pay bills (% age 15+)	Female	2017	33.2	13.5	55.3	31.8
	Male	2017	39.0	22.1	57.0	37.0
<b>Advances in women's participation in decision-making</b>						
Female share of employment in senior and middle management (%)		NA	NA	NA	NA	NA
Firms with female participation in ownership (% of firms)		2024	34.4	15.1	40.1	33.9
Proportion of seats held by women in national parliaments (%)		2024	20.0	17.2	30.9	27.0
Proportion of women in ministerial level positions (%)		2024	21.7	13.4	29.5	22.9

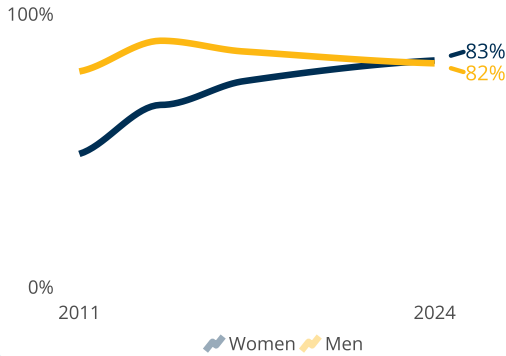
\* Latest value shows the latest available country value for the indicator. Color coding of the latest country value represents a more than 10 percent change upward or downward from the country's baseline value from 10 years (+/- 2 years) prior to latest value. No coloring applied whenever there is no data for baseline or when latest available value is prior to 2020.  
 \* Since July 1, 2025, Afghanistan and Pakistan are classified as part of the Middle East and North Africa region, moving them from South Asia.

**Notes:** (1) Bahrain is part of the Middle East, North Africa, Afghanistan and Pakistan (MNA) region and a high income country (HIC) as classified by The World Bank Group. Peer Comparison shows how Bahrain performs relative to its peers in the region, income group, and the world. (2) Data and definitions can be found on the [Gender Data Portal](#). Data is as of September 28, 2025.



## Account ownership unlocks access to financial products

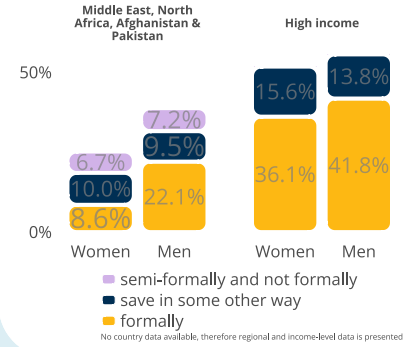
### Women and men have nearly equal account ownership | Adults with an account (%)



### Women in the labor force are more likely to have an account

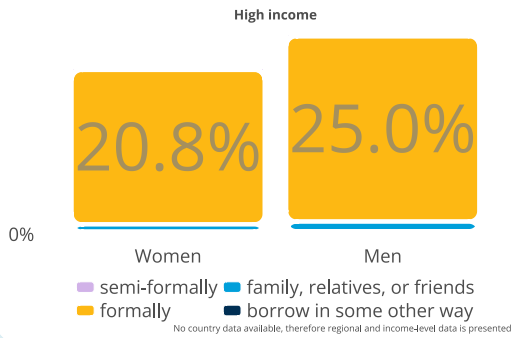
**93%** of women who are in the labor force have a bank account, but only **77%** of women out of the labor force have a bank account

### Fewer women than men are saving formally | Adults saving any money in the past year (%)

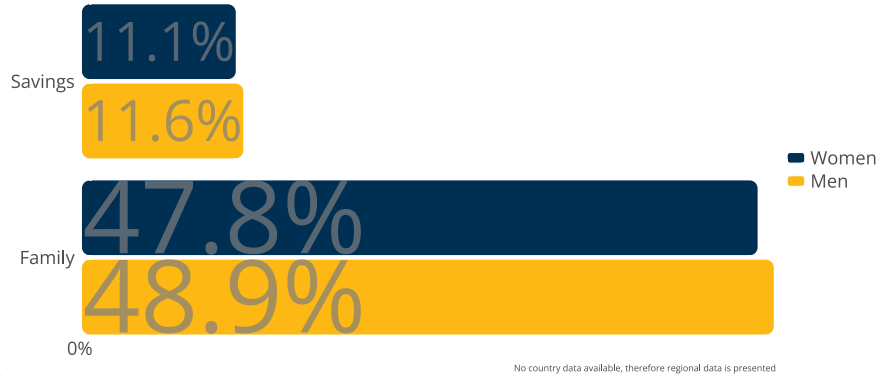


## Access to capital helps build businesses and create jobs

### Fewer women than men are borrowing from formal financial institutions | Adults borrowing any money in the past year (%)

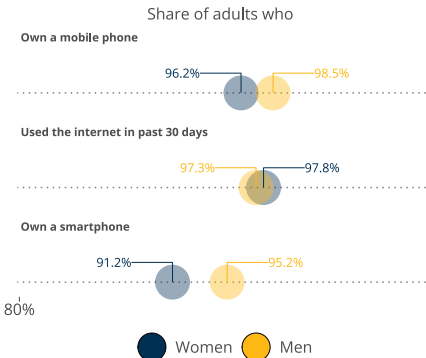


### Adults identifying the source of emergency money (%)

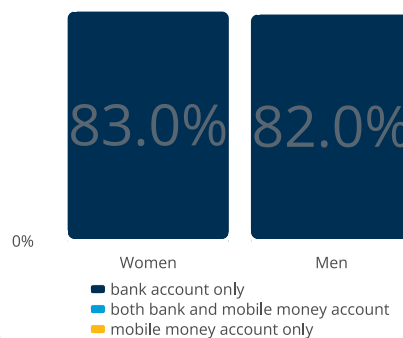


## Digital connectivity can unlock and accelerate access to finance and jobs

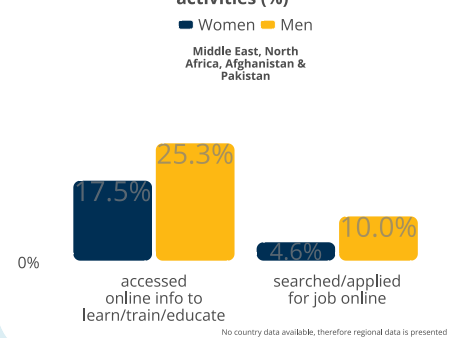
### Small gaps persist in digital technology access and use



### Mobile money can accelerate financial inclusion | Type of account for adults with an account (%)



### Mobile technology increases access to job and learning opportunities | Share of adults who engaged in online activities (%)



### Learn More

#### Gender

- World Bank Group Gender Strategy 2024-2030
- World Bank Gender Data Portal

#### Financial Inclusion

- Women Entrepreneurs Finance Initiative (We-Fi)
- The Global Findex Database

#### Digital Inclusion

- Using Digital Solutions to Address Barriers to Female Entrepreneurship
- Increasing Access to Technology for Inclusion