



Investing in Early Years for Growth and Productivity in Malawi (P164771)

EASTERN AND SOUTHERN AFRICA | Malawi | Health, Nutrition & Population Global Practice |
IBRD/IDA | Investment Project Financing | FY 2019 | Seq No: 9 | ARCHIVED on 22-Jun-2022 | ISR51723 |

Implementing Agencies: Government of Malawi, Ministry of Gender, Child Development and Community Development, Ministry of Health, Ministry of Local Government and Rural Development

Key Dates**Key Project Dates**

Bank Approval Date: 19-Dec-2018

Effectiveness Date: 24-Jul-2019

Planned Mid Term Review Date: 25-Jul-2022

Actual Mid-Term Review Date:

Original Closing Date: 28-Jun-2024

Revised Closing Date: 28-Jun-2024

Project Development Objectives

Project Development Objective (from Project Appraisal Document)

The project development objective is to improve coverage and utilization of early childhood development services with focus on nutrition, stimulation and early learning from conception to 59 months in selected districts of Malawi.

Has the Project Development Objective been changed since Board Approval of the Project Objective?

No

Components Table

Name

Community-based nutrition and early stimulation interventions:(Cost \$26.20 M)

Center-based early learning, nutrition and health interventions:(Cost \$19.30 M)

Multisectoral coordination, capacity and system strengthening:(Cost \$14.50 M)

Contingent Emergency Response Component

Overall Ratings

Name	Previous Rating	Current Rating
Progress towards achievement of PDO	<input type="checkbox"/> Moderately Satisfactory	<input type="checkbox"/> Moderately Satisfactory
Overall Implementation Progress (IP)	<input type="checkbox"/> Moderately Satisfactory	<input type="checkbox"/> Moderately Satisfactory
Overall Risk Rating	<input type="checkbox"/> Substantial	<input type="checkbox"/> Substantial

Implementation Status and Key Decisions

Implementation of the project has advanced despite the impact of the COVID-19 pandemic. Highlights include: (i) steady progress in the formation of care groups to roll-out community-based nutrition interventions; (ii) delivery of anthropometric equipment to all project districts; (iii) progress on implementation of the Integrated Household Farming (IHF); (iv) construction of the community-based childcare center (CBCC) infrastructure has started in 137 of the 150 sites and borehole drilling has been completed in 83 out of 117 sites; (v) progress on the Interactive Radio Instruction (IRI) activities including training, development of a parenting package, and engagement with community radio stations to broadcast the program; and (vi) roll-out of Village Savings and Loans (VSLs) reaching a total of 474 VSL groups formed, with at least one in each of the 150 CBCCs supported by the project. The project remains a catalyst to support multisectoral approaches, bringing various stakeholders together to improve child development. The World Bank team will continue to work closely with government to accelerate project implementation.



Risks

Systematic Operations Risk-rating Tool

Risk Category	Rating at Approval	Previous Rating	Current Rating
Political and Governance	High	Substantial	Substantial
Macroeconomic	High	Substantial	High
Sector Strategies and Policies	Moderate	Moderate	Moderate
Technical Design of Project or Program	Substantial	Substantial	Substantial
Institutional Capacity for Implementation and Sustainability	Moderate	Moderate	Moderate
Fiduciary	High	High	High
Environment and Social	Moderate	Moderate	Moderate
Stakeholders	Moderate	Moderate	Moderate
Other	--	Substantial	Substantial
Overall	Substantial	Substantial	Substantial

Results

PDO Indicators by Objectives / Outcomes

Improved coverage of ECD services				
► Children aged 6-23 months receiving a minimum acceptable diet (Percentage, Custom)				
	Baseline	Actual (Previous)	Actual (Current)	End Target
Value	13.00	13.00	13.00	46.00
Date	23-Feb-2018	18-Nov-2021	07-Jun-2022	28-Jun-2024
Comments:	To be updated on June 30, 2022 using Midline survey data whose implementation is under way			
► Children aged 0-6 months who were exclusively breastfed (Percentage, Custom, PBC)				
	Baseline	Actual (Previous)	Actual (Current)	End Target
Value	60.00	60.00	60.00	81.00



Date	23-Feb-2018	18-Nov-2021	07-Jun-2022	28-Jun-2024
Comments:	To be updated on June 30, 2022 using Midline survey data whose implementation is under way			
► Project beneficiaries who are children 0-59 months, adolescent girls 11-19 years and pregnant women (Number, Custom)				
	Baseline	Actual (Previous)	Actual (Current)	End Target
Value	0.00	879,901.00	879,901.00	2,600,000.00
Date	31-Aug-2018	18-Nov-2021	07-Jun-2022	28-Jun-2024
Comments:	The data refers to the number of under-fives and pregnant women from project districts benefiting from IHF and GMP interventions. Beneficiaries from component 2 of the project, namely children aged 36-59 months who completed at least one year of early learning in CBCCs will be added after the end of the school calendar year			

Improved utilization of ECD services				
► Children aged 36-59 months who completed at least one year of early learning in CBCCs (Percentage, Custom, PBC)				
	Baseline	Actual (Previous)	Actual (Current)	End Target
Value	0.00	0.00	99.75	50.00
Date	31-Aug-2018	18-Nov-2021	07-Jun-2022	28-Jun-2024
Comments:	Numerator: Number of children aged 36-59 months who have completed at least one year of early learning in CBCCs in project areas Denominator: Number of children aged 36-59 months who enrolled in CBCCs in project areas According to ECD Annual report, The total enrolment was 93,843 and 93,607 completed at least one year among Children aged 36-59 months.			

Intermediate Results Indicators by Components

Component 1: Community-based nutrition and early stimulation interventions				
► Households practicing integrated homestead farming (Percentage, Custom)				
	Baseline	Actual (Previous)	Actual (Current)	End Target
Value	28.00	25.00	25.00	38.00
Date	23-Feb-2018	18-Nov-2021	07-Jun-2022	28-Jun-2024
Comments:	To be updated on June 30, 2022 using Midline survey data whose implementation is under way.			
► Children aged 6-24 months who received micronutrient powder supplementation (Percentage, Custom)				
	Baseline	Actual (Previous)	Actual (Current)	End Target



Value	5.00	5.00	5.00	50.00
Date	23-Feb-2018	18-Nov-2021	07-Jun-2022	28-Jun-2024
Comments:	Numerator: number of children aged 6-24 months who received micronutrient powder supplementation. Denominator: total number of children aged 6-24 months. Procurement and distribution of nutrition commodities including MNPs is currently under way by CMST.			
► Pregnancies registered in the community (Percentage, Custom)				
	Baseline	Actual (Previous)	Actual (Current)	End Target
Value	0.00	0.00	0.00	75.00
Date	16-Jul-2018	18-Nov-2021	07-Jun-2022	28-Jun-2024
Comments:	Numerator: number of pregnant women who receive at least 2 home visits by a HSA Denominator: total number of pregnant women recorded. Currently through formation of care groups, information on the total number of pregnant women is available (denominator), but the numerator will be available once the visits start.			
► Adolescent girls aged 11-19 who received iron-folate supplementation (Number, Custom)				
	Baseline	Actual (Previous)	Actual (Current)	End Target
Value	0.00	0.00	0.00	1,700,000.00
Date	31-Aug-2018	18-Nov-2021	07-Jun-2022	28-Jun-2024
Comments:	Numerator: number of adolescent girls aged 11-19 years who receive iron-folate supplementation in project areas. Denominator: total number of adolescent girls in project areas. A total of 287,344 adolescent girls aged 11-19 years have been registered in the project areas. Distribution of IFA delayed, hence no updates			
► Care group cluster leaders and promoters who received an integrated training package (Percentage, Custom, PBC)				
	Baseline	Actual (Previous)	Actual (Current)	End Target
Value	0.00	0.00	36.90	80.00
Date	31-Aug-2018	18-Nov-2021	07-Jun-2022	28-Jun-2024
Comments:	Numerator: Number of care group cluster leaders and promoters that received an integrated training package in the project areas Denominator: Number of care group cluster leaders and promoters in the project areas. This is according to DLI 1.0 trainings report of care group cluster leaders and promoters			
► People who have received essential health, nutrition, and population (HNP) services (Number, Corporate)				
	Baseline	Actual (Previous)	Actual (Current)	End Target
Value	0.00	913,849.00	913,849.00	2,600,000.00
Date	07-Jun-2019	18-Nov-2021	07-Jun-2022	28-Jun-2024



Comments: This is a corporate results indicator capturing the cumulative number of people receiving essential nutrition services over the project life cycle.

Number of women and children who have received basic nutrition services (Number, Corporate Breakdown)

	Baseline	Actual (Previous)	Actual (Current)	End Target
Value	0.00	879,901.00	879,901.00	2,600,000.00
Date	18-Nov-2021	18-Nov-2021	07-Jun-2022	28-Jun-2024

Component 2: Center-based early learning, nutrition and health interventions

► Model CBCCs upgraded and equipped (Number, Custom)

	Baseline	Actual (Previous)	Actual (Current)	End Target
Value	0.00	0.00	0.00	250.00
Date	13-Sep-2018	18-Nov-2021	07-Jun-2022	28-Jun-2024

Comments: Number of model CBCCs that are upgraded and equipped. Currently construction of 141 CBCC's is in progress and total of 78 CBCC constructions have completed and procurement of play materials to equip centers is underway.

► Model CBCCs in target communities engaged in VSL activities (Number, Custom)

	Baseline	Actual (Previous)	Actual (Current)	End Target
Value	0.00	150.00	150.00	250.00
Date	16-Jul-2018	18-Nov-2021	07-Jun-2022	28-Jun-2024

Comments: Number of model CBCCs in each project district integrated VSL activities participated by caregivers, mentors and management committee members.

► Children aged 48-59 months achieved at least 50% score on literacy and numeracy components of the MDAT (Percentage, Custom)

	Baseline	Actual (Previous)	Actual (Current)	End Target
Value	17.00	20.90	20.90	50.00
Date	31-Aug-2018	18-Nov-2021	07-Jun-2022	28-Jun-2024

Comments: Numerator: number of children aged 48-59 months achieved at least 50% score on literacy and numeracy components of the MDAT in project districts. Denominator: total number of children aged 48-59 months took MDAT in project districts. Update will be provided after completion of the second MDAT survey in June 2022

► CBCC caregivers and mentors that received an integrated training package (Percentage, Custom, PBC)



	Baseline	Actual (Previous)	Actual (Current)	End Target
Value	0.00	42.10	44.00	80.00
Date	07-Jun-2022	18-Nov-2021	07-Jun-2022	28-Jun-2024
Comments:	Numerator: Number of CBCC caregivers and mentors that received an integrated training package in project districts. Denominator: total number of CBCC caregivers and mentors in 25 model CBCCs and at least 25% of other CBCCs in project districts.			
► Adolescent girls aged 15-19 years who have begun childbearing (Percentage, Custom)				
	Baseline	Actual (Previous)	Actual (Current)	End Target
Value	29.00	29.00	29.00	21.00
Date	01-Feb-2017	18-Nov-2021	07-Jun-2022	28-Jun-2024
Comments:	Numerator: number of adolescent girls aged 15-19 years with first pregnancy in the project districts.. Denominator: total number of adolescent girls aged 15-19 years in the project districts. To be updated on June 30, 2022 using Midline survey data whose implementation is under way			
► Households where children 0-36 months play with toys made from locally available materials (Percentage, Custom)				
	Baseline	Actual (Previous)	Actual (Current)	End Target
Value	43.00	54.40	54.40	58.00
Date	23-Feb-2018	18-Nov-2021	07-Jun-2022	28-Jun-2024
Comments:	Numerator: Number of households where children 0-36 months play with toys made from locally available materials in project districts. Denominator: Number of households with children 0-36 months in the project districts. To be updated on June 30, 2022 using Midline survey data whose implementation is under way.			

Component 3: Multisectoral coordination, capacity and systems strengthening

► Councils that receive a satisfactory rating from women and caregivers whose children received nutrition interventions and early learning and stimulation services (Number, Custom)

	Baseline	Actual (Previous)	Actual (Current)	End Target
Value	0.00	0.00	0.00	13.00
Date	16-Jul-2018	18-Nov-2021	07-Jun-2022	28-Jun-2024
Comments:	Number of District Councils that receive a satisfactory rating from women and caregivers whose children received nutrition interventions and early learning and stimulation services. This is according to citizen engagement report			
► Percentage of districts budget allocated for nutrition and early learning in the project districts (Percentage, Custom)				



	Baseline	Actual (Previous)	Actual (Current)	End Target
Value	0.00	0.00	1.87	10.00
Date	16-Jul-2018	18-Nov-2021	07-Jun-2022	28-Jun-2024
Comments:	The current updated is based on The criteria for assessing the integration of ECD/nutrition in district budgets, and this assessment did not take into account of the salaries, but only programmes			
► Councils that submitted a monthly report into the nutrition database on time (Percentage, Custom)				
	Baseline	Actual (Previous)	Actual (Current)	End Target
Value	0.00	0.00	62.00	90.00
Date	13-Sep-2018	18-Nov-2021	07-Jun-2022	28-Jun-2024
Comments:	The respresent 8 districts from Component 1, note that connectivity issues for NNIS was resolved and it has been re-deployed to the online platform (cloud server). Re – orientated was done to district users, hence improvements in reporting.			
► Staff completed short and long term courses including diploma and master programs (Number, Custom, PBC)				
	Baseline	Actual (Previous)	Actual (Current)	End Target
Value	0.00	0.00	0.00	100.00
Date	01-Feb-2019	18-Nov-2021	07-Jun-2022	28-Jun-2024
Comments:	Number of government staff completed Diploma and Masters degree programs in ECD and/or nutrition that have been approved and offered in Malawi. This indicator is aligned with DLR 6.3 which is due in FY23.			
► Councils incorporated and implemented DIPs with ECD and nutrition (Number, Custom, PBC)				
	Baseline	Actual (Previous)	Actual (Current)	End Target
Value	0.00	0.00	13.00	13.00
Date	13-Sep-2018	18-Nov-2021	07-Jun-2022	28-Jun-2024
Comments:	This is according to the report on criteria for assessing the integration of ECD/nutrition in district budgets			

Performance-Based Conditions

► PBC 1 Care group cluster leaders and promoters who received an integrated training package (Percentage, Intermediate Outcome, 6,214,000.00, 20.32%)



	Baseline	Actual (Previous)	Actual (Current)	Y4 (fourth fiscal year after effectiveness)
Value	0.00	0.00	36.90	--
Date	--	18-Nov-2021	07-Jun-2022	--

► PBC 2 Children aged 0-6 months who were exclusively breastfed (Percentage, Outcome, 1,000,000.00, 0.00%)

	Baseline	Actual (Previous)	Actual (Current)	Y4 (fourth fiscal year after effectiveness)
Value	60.00	60.00	60.00	--
Date	--	18-Nov-2021	07-Jun-2022	--

► PBC 3 CBCC caregivers and mentors that received an integrated training package (Percentage, Intermediate Outcome, 2,660,000.00, 20.85%)

	Baseline	Actual (Previous)	Actual (Current)	Y4 (fourth fiscal year after effectiveness)
Value	0.00	42.10	44.00	--
Date	--	18-Nov-2021	07-Jun-2022	--

► PBC 4 Children aged 36-59 months who completed at least one year of early learning in CBCCs (Percentage, Outcome, 250,250.00, 0.00%)

	Baseline	Actual (Previous)	Actual (Current)	Y4 (fourth fiscal year after effectiveness)
Value	0.00	0.00	99.75	--
Date	--	18-Nov-2021	07-Jun-2022	--

► PBC 5 Councils incorporated and implemented DIPs with ECD and nutrition (Number, Intermediate Outcome, 1,060,000.00, 1.77%)





	Baseline	Actual (Previous)	Actual (Current)	Y4 (fourth fiscal year after effectiveness)
Value	0.00	0.00	13.00	--
Date	--	18-Nov-2021	07-Jun-2022	--

► PBC 6 Staff completed short and long term courses including diploma and master programs (Number, Intermediate Outcome, 1,200,000.00, 2.00%)

	Baseline	Actual (Previous)	Actual (Current)	Y4 (fourth fiscal year after effectiveness)
Value	0.00	0.00	0.00	--
Date	--	18-Nov-2021	07-Jun-2022	--

Data on Financial Performance

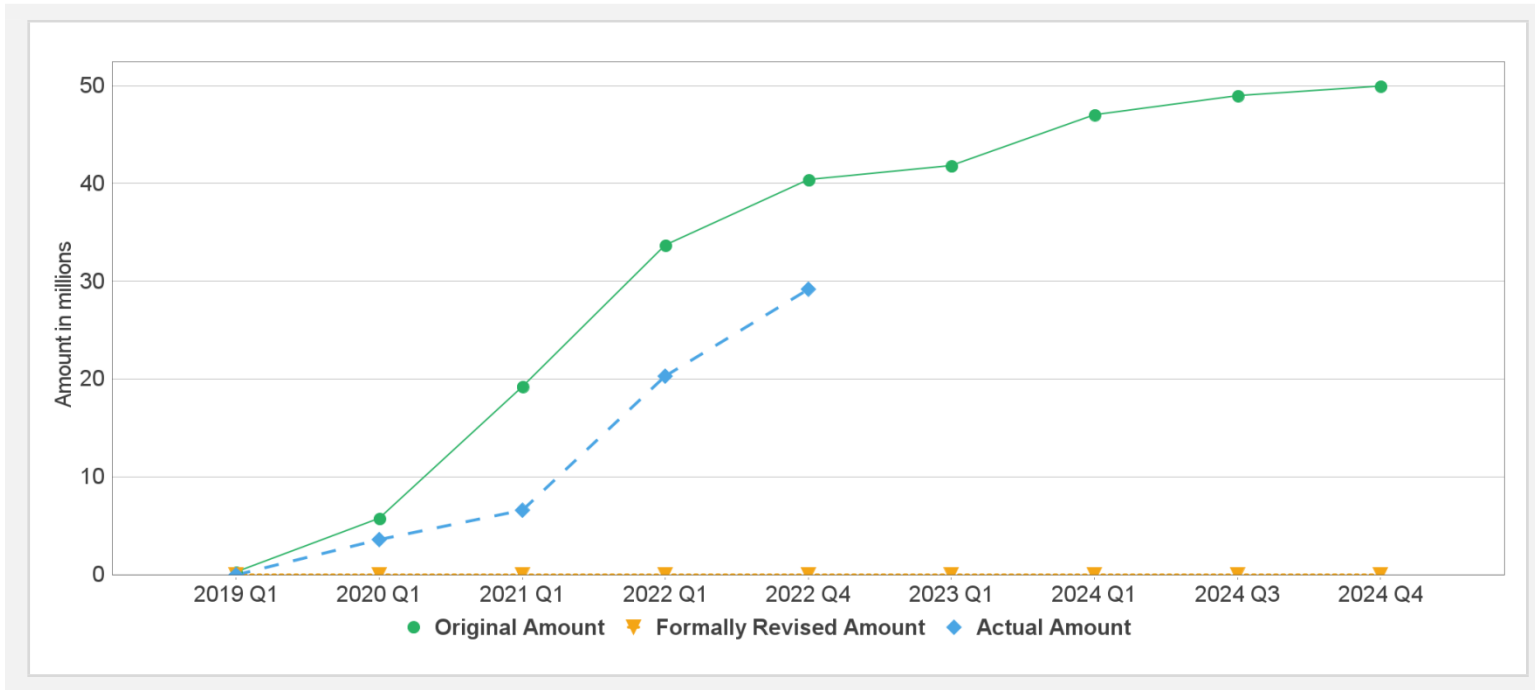
Disbursements (by loan)

Project	Loan/Credit/TF	Status	Currency	Original	Revised	Cancelled	Disbursed	Undisbursed	% Disbursed
P164771	IDA-D4000	Effective	USD	50.00	50.00	0.00	25.03	24.03	 51%
P164771	TF-A8736	Effective	USD	10.00	10.00	0.00	4.19	5.81	 42%

Key Dates (by loan)

Project	Loan/Credit/TF	Status	Approval Date	Signing Date	Effectiveness Date	Orig. Closing Date	Rev. Closing Date
P164771	IDA-D4000	Effective	19-Dec-2018	14-Mar-2019	24-Jul-2019	28-Jun-2024	28-Jun-2024
P164771	TF-A8736	Effective	19-Dec-2018	14-Mar-2019	24-Jul-2019	28-Jun-2024	28-Jun-2024

Cumulative Disbursements



Restructuring History

There has been no restructuring to date.

Related Project(s)

There are no related projects.