



# PHILIPPINES GENDER LANDSCAPE

This briefing showcases the gender landscape in Philippines on key indicators helpful for monitoring gender equality and designing effective policy interventions. Gender equality fosters productivity gains, minimizes losses in wealth, reduces poverty, boosts shared prosperity, and supports green, resilient, and inclusive development.

Click the measures below to explore the [World Bank Gender Data Portal](#).

Compared to:	Base Year	Region
>10% Higher Value	↗	
Equal/No Change	→	
>10% Lower Value	↘	
No Data	---	

	Country Performance					Peer Comparison			
	Baseline		Latest		Latest				
	Value	Year	Value	Year	EAP	LMC	World		
<b>Foundational Well-being: End Gender-Based Violence and Elevate Human Capital</b>									
Proportion of women subjected to physical and/or sexual violence in the last 12 months (% of ever partnered women ages 15-49)	NA	NA	---	<b>6.00</b>	2018	7.93	16.9	NA	
Women who were first married by 18 (% of women 20-24)	14.2	2008	↗	<b>16.5</b>	2017	NA	NA	NA	
Learning poverty: Share of children at the end-of-primary age below minimum reading proficiency (%)	Female	NA	NA	---	<b>89.7</b>	2019	47.5	57.9	50.0
	Male	NA	NA	---	<b>92.1</b>	2019	51.4	61.3	53.7
School enrollment, tertiary (% gross)	Female	34.2	2011	↗	<b>40.3</b>	2021	63.9	27.0	44.8
	Male	27.6	2011	→	<b>29.7</b>	2021	55.4	26.2	39.1
Female share of graduates from STEM programs, tertiary (%)	NA	NA	---	<b>36.3</b>	2017	NA	NA	NA	
Adolescent fertility rate (births per 1,000 women 15-19)	57.6	2011	↘	<b>48.2</b>	2021	20.2	44.5	42.5	
Maternal mortality ratio (modeled estimate per 100,000 live births)	108	2011	↘	<b>78.0</b>	2020	74.0	255	223	
Contraceptive prevalence, any modern method (% of married women 15-49)	36.9	2011	→	<b>40.4</b>	2017	70.2	47.2	55.7	
Fraction of children under 5 not stunted	Female	0.68	2010	→	<b>0.71</b>	2020	NA	NA	NA
	Male	0.66	2010	→	<b>0.69</b>	2020	NA	NA	NA
Mortality from chronic vascular disease, cancer, diabetes or cardiorespiratory disease between 30 and 70 (%)	Female	18.3	2011	→	<b>18.8</b>	2019	12.5	18.9	14.8
	Male	30.3	2011	→	<b>30.4</b>	2019	21.2	25.0	21.7
<b>Economic Participation: Expand and Enable Economic Opportunities</b>									
Labor force participation rate (% 15+)	Female	48.8	2011	→	<b>46.4</b>	2022	58.7	35.2	47.8
	Male	75.7	2011	→	<b>72.4</b>	2022	73.8	74.3	72.9
Wage and salaried workers (% of employment)	Female	53.0	2011	↗	<b>59.3</b>	2022	54.8	28.6	53.1
	Male	56.1	2011	↗	<b>66.8</b>	2022	56.3	34.9	51.3
Employment in agriculture (% of employment)	Female	21.2	2011	↘	<b>14.5</b>	2022	19.5	46.8	25.6
	Male	39.9	2011	↘	<b>29.5</b>	2022	25.8	34.9	26.9
Share of youth not in education, employment or training (% of youth population)	Female	31.6	2011	↘	<b>15.4</b>	2022	NA	36.8	NA
	Male	17.5	2011	↘	<b>10.2</b>	2022	NA	11.1	NA
Proportion of time spent on unpaid domestic and care work (% of 24 hour day)	Female	NA	NA	---	<b>NA</b>	NA	NA	NA	NA
	Male	NA	NA	---	<b>NA</b>	NA	NA	NA	NA
Age dependency ratio (% of working-age population)	62.5	2011	↘	<b>55.7</b>	2022	47.3	56.5	55.2	
Financial institution account (% 15+)	Female	33.7	2011	↗	<b>40.9</b>	2021	80.7	55.6	71.9
	Male	19.0	2011	↗	<b>51.4</b>	2021	83.5	61.3	76.0
Used a mobile phone or the internet to pay bills (% 15+)	Female	NA	NA	---	<b>17.7</b>	2021	46.9	8.43	31.8
	Male	NA	NA	---	<b>23.6</b>	2021	49.9	14.8	37.0
Female share of employment in senior and middle management (%)	41.2	2011	→	<b>41.3</b>	2022	NA	NA	NA	
<b>Leadership: Engage Women as Leaders</b>									
Firms with female participation in ownership (% of firms)	69.4	2009	→	<b>69.2</b>	2015	45.7	32.5	33.3	
Proportion of seats held by women in national parliaments (%)	22.9	2011	↗	<b>27.3</b>	2022	21.9	21.8	26.5	
Proportion of women in ministerial level positions (%)	13.6	2010	↗	<b>26.3</b>	2022	14.7	18.0	22.8	
Women participating in decisions related to health care, purchases, and visiting family (% of women age 15-49)	79.2	2008	→	<b>84.8</b>	2022	NA	NA	NA	

**Note:** The East Asia and Pacific (EAP) region includes 37 countries (all income levels), as classified by The World Bank Group. Philippines is a lower middle income (LMC) country, which includes 54 countries with a Gross National Income (GNI) per capita from \$1,136 to \$4,465 (calculated using the World Bank Atlas method). Data and definitions can be found on the [Gender Data Portal](#). Data is as of March 17, 2024. Country Baseline provides a reference from 1990 to 2011. Latest Value shows the latest available value from 2012 onwards. The arrow icon represents country increases or decreases over 10 percent relative to the base year. Peer Comparison shows how Philippines performs relative to its peers in the region, income group, and the world. Color coding represents values 10 percent above or below its peers in the region.

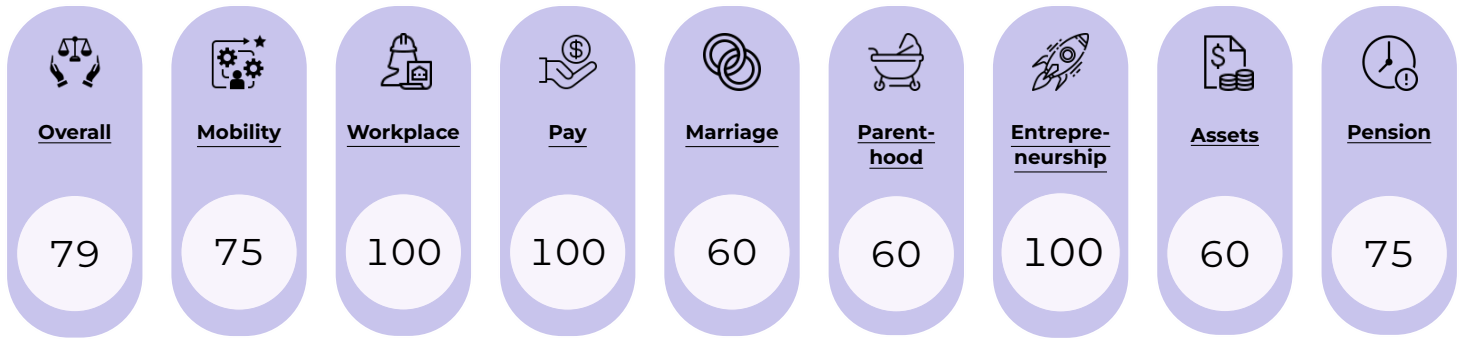




# PHILIPPINES GENDER LANDSCAPE

## Women, Business and the Law in Philippines

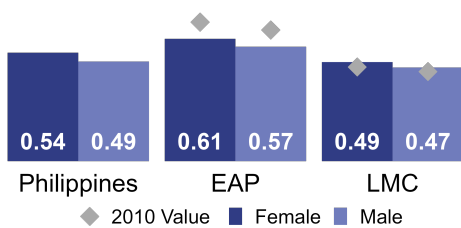
**Women, Business and the Law (WBL) 2023** presents an index covering 190 economies, structured around the life cycle of a working woman. In total, 35 questions are scored across eight indicators. **Philippines scores 79 out of 100**, while the regional average across East Asia and Pacific is 73.



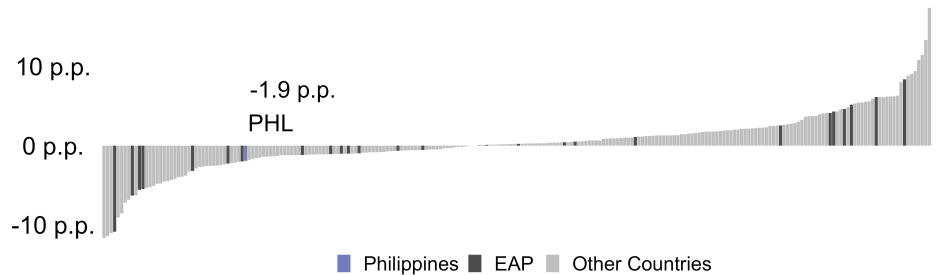
## A Closer Look at Gender Equality in Philippines

Despite some progress, gender gaps, gender-based violence, and disadvantaged social norms facing women and girls persist, and gains in human capital of women and girls remain untapped. Turning human capital investments into economic gains means addressing multiple barriers to women's economic empowerment, including improving their voice and agency.

Human Capital Index Score (0-1)  
Baseline compared to 2020



Change in Female Labor Force Participation 2012-2022 (p.p.)  
Ages 15+



### Unpacking the Numbers in Philippines

**54 percent**

A girl born today will be 54 percent as productive as if she enjoyed full education, health, and employment **(2020)**

**26 points**

Men and women have a 26 percentage point gap in labor force participation **(2022)**

**5.2 percent**

5.2 percent of women report having ever experienced any form of sexual violence **(2017)**

**11 in 100**

11 percent of surveyed women find it justifiable for a man to beat his wife for any reason **(2017)**

**47 in 50**

94 percent of women do not own any land registered under their name **(2022)**

## LEARN MORE

**The World Bank in Gender:** This portal features the latest research, news, and events around gender equality in international development.

**Women, Business and the Law:** This portal includes reports, data, and news on the laws and regulations that affect women's economic opportunity.

**World Bank Gender Strategy (2024-2030):** The new Strategy puts forward the bold ambition to accelerate gender equality for a sustainable, resilient, and inclusive future.

**World Bank Gender Data Portal:** This open data tool shares the latest statistics and research to improve understanding and inform policy choices.

**EAP Gender Innovation Lab:** This page features policy research by the GIL, evaluating innovative solutions to close priority gender gaps in the region.

