



Color Key

Improvement

Deterioration

No Change

The gender data landscape highlights opportunities for enhancing gender equality outcomes in Belize to support productivity and wealth gains, reduce poverty and increase shared prosperity.

Click the indicators below to explore the [World Bank Gender Data Portal](#).

		Year	Latest*	Comparison		
			Value	LAC	UMC	World
Progress in ending all forms of gender-based violence						
Proportion of women subjected to physical and/or sexual violence in the last 12 months (% of ever partnered women ages 15-49)	Female	2018	8.00	8.31	8.75	NA
Women who were first married by 18 (% of women 20-24)	Female	2016	33.5	NA	NA	NA
Adolescent fertility rate (births per 1,000 women 15-19)		2023	55.2	51.2	23.4	39.1
Stronger and more resilient human capital						
Learning poverty: Share of children at the end-of-primary age below minimum reading proficiency (%)	Female	2001	73.4	26.0	14.2	50.0
	Male	2001	79.6	27.4	17.2	53.7
Lower secondary completion rate (% of relevant group)	Female	2023	72.1	76.0	90.8	74.8
	Male	2023	64.7	71.7	87.8	74.6
Female share of graduates from STEM programs, tertiary (%)		2015	41.8	NA	NA	NA
Maternal mortality ratio (modeled estimate per 100,000 live births)		2023	67.0	77.0	57.0	197
Contraceptive prevalence, any modern method (% of married women 15-49)		2016	48.5	NA	73.7	54.1
Fraction of children under 5 not stunted	Female	NA	NA	NA	NA	NA
	Male	NA	NA	NA	NA	NA
Mortality from cardiovascular disease, cancer, diabetes, or chronic respiratory disease between ages 30 and 70 (%)	Female	2021	16.8	12.7	13.2	15.6
	Male	2021	14.0	16.9	20.0	21.0
More and better jobs, including jobs of the future						
Labor force participation rate (% 15+)	Female	2024	49.2	51.2	53.5	49.1
	Male	2024	74.8	74.6	72.6	73.2
Wage and salaried workers (% of employment)	Female	2023	62.2	65.5	57.9	52.6
	Male	2023	65.0	62.5	56.7	51.6
Employment in agriculture (% of employment)	Female	2023	4.68	6.91	17.2	25.9
	Male	2023	22.2	16.6	22.8	26.2
Vulnerable employment (% of employment)	Female	2023	34.8	32.0	39.5	45.1
	Male	2023	28.0	32.4	38.3	43.4
Share of youth not in education, employment or training (% of youth population)	Female	2020	41.8	25.4	21.2	NA
	Male	2020	25.5	13.1	13.4	NA
Youth unemployment (% of labor force 15-24)	Female	2024	25.6	16.1	18.3	15.3
	Male	2024	10.6	12.0	16.2	13.2
Percentage of women's economic rights (%)		2023	82.5	81.2	78.3	77.9
Greater ownership and use of economic assets						
Account at a financial institution (% age 15+)	Female	2024	65.2	66.4	82.5	76.6
	Male	2024	71.1	74.3	85.6	80.9
Saved at a financial institution or using a mobile money account (% 15+)	Female	2024	30.7	NA	52.7	NA
	Male	2024	38.4	NA	58.0	NA
Wider access to and use of enabling services						
Proportion of time spent on unpaid domestic and care work (% of 24 hour day)	Female	NA	NA	NA	NA	NA
	Male	NA	NA	NA	NA	NA
Individuals using the Internet (% of population)	Female	2010	28.4	77.5	75.8	61.6
	Male	2010	28.1	77.7	77.3	67.2
Used a mobile phone or the internet to pay bills (% age 15+)	Female	2024	18.8	27.6	60.6	31.8
	Male	2024	17.2	39.4	63.1	37.0
Advances in women's participation in decision-making						
Female share of employment in senior and middle management (%)		2016	41.7	NA	NA	NA
Firms with female participation in ownership (% of firms)		2010	30.4	48.4	35.9	33.9
Proportion of seats held by women in national parliaments (%)		2024	15.6	36.5	27.2	27.0
Proportion of women in ministerial level positions (%)		2024	5.88	30.4	20.3	22.9

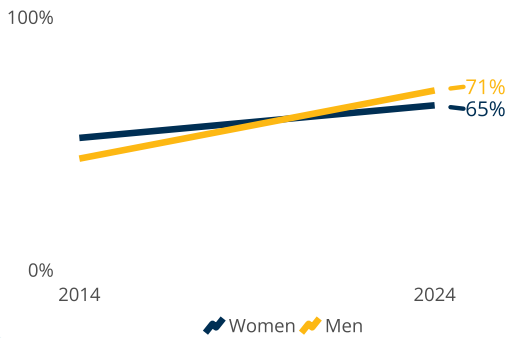
* Latest value shows the latest available country value for the indicator. Color coding of the latest country value represents a more than 10 percent change upward or downward from the country's baseline value from 10 years (+/- 2 years) prior to latest value. No coloring applied whenever there is no data for baseline or when latest available value is prior to 2020.





Account ownership unlocks access to financial products

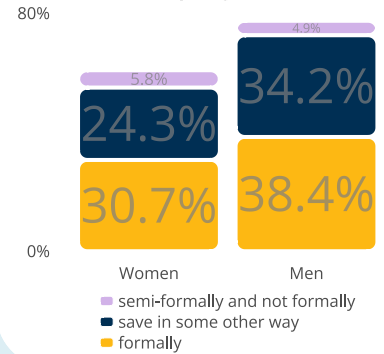
The gap in account ownership has narrowed since 2014 | Adults with an account (%)



Women in the labor force are more likely to have an account

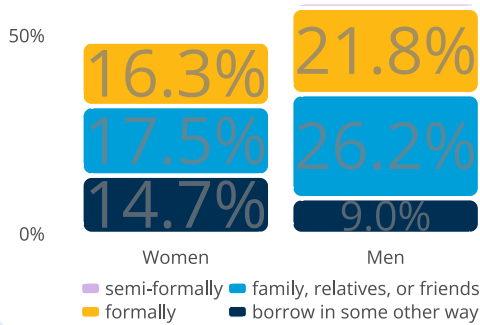
69% of women who are in the labor force have a bank account, but only **60%** of women out of the labor force have a bank account

Fewer women than men are saving formally | Adults saving any money in the past year (%)

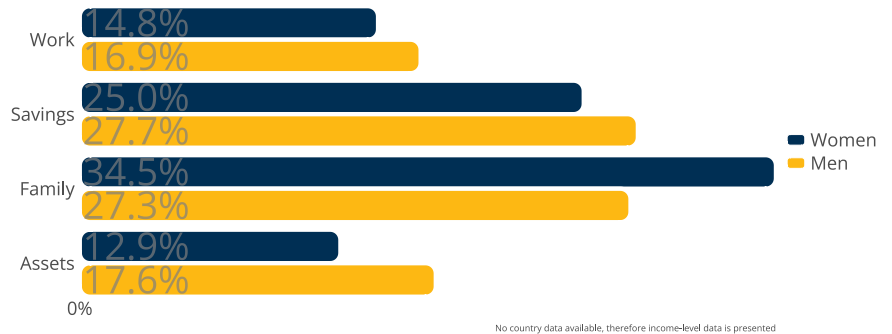


Access to capital helps build businesses and create jobs

Fewer women than men are borrowing from formal financial institutions | Adults borrowing any money in the past year (%)

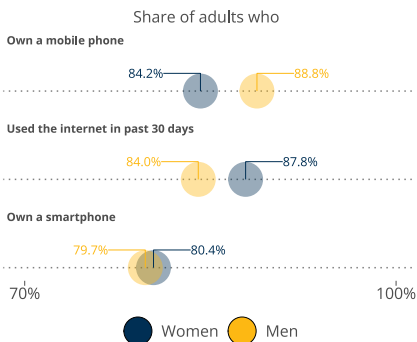


Men are more likely than women to be able to fall back on income from their job when facing unforeseen financial expenses | Adults identifying the source of emergency money (%)

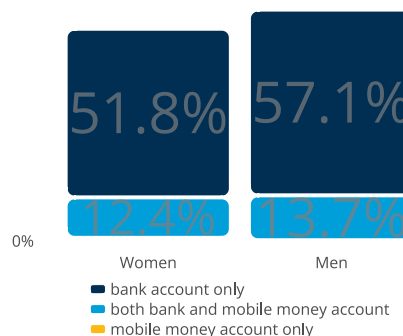


Digital connectivity can unlock and accelerate access to finance and jobs

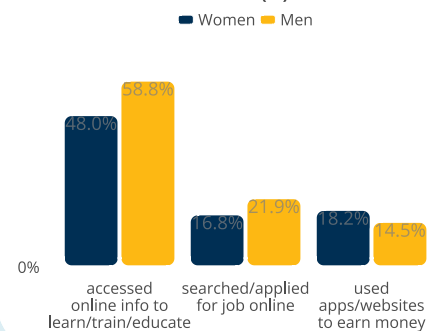
Women's rates of mobile phone ownership and internet use are getting close to men's.



Mobile money can accelerate financial inclusion | Type of account for adults with an account (%)



Mobile technology increases access to job and learning opportunities | Share of adults who engaged in online activities (%)



Learn More

Gender

- World Bank Group Gender Strategy 2024-2030
- World Bank Gender Data Portal

Financial Inclusion

- Women Entrepreneurs Finance Initiative (We-Fi)
- The Global Findex Database

Digital Inclusion

- Using Digital Solutions to Address Barriers to Female Entrepreneurship
- Increasing Access to Technology for Inclusion