



Improving Early Childhood Development outcomes in rural Morocco (P173073)

MIDDLE EAST AND NORTH AFRICA | Morocco | Education Global Practice | Requesting Unit: MNC01 | Responsible Unit: HMNED
IBRD/IDA | Program-for-Results Financing | FY 2021 | Team Leader(s): Fadila Caillaud, Mohini Kak

Seq No: 4 | ARCHIVED on 26-Mar-2023 | ISR54769 | Created by: Lea Jeanne Marie lungmann on 10-Jan-2023 | Modified by: Lea Jeanne Marie lungmann on 15-Mar-2023

Program Development Objectives

Program Development Objective (from Program Appraisal Document)

Improve access to select quality ECD services in rural areas of Morocco and establish mechanisms to strengthen monitoring, evaluation and coordination of ECD services.

Overall Ratings

Name	Previous Rating	Current Rating
Progress towards achievement of PDO	<input type="checkbox"/> Satisfactory	<input type="checkbox"/> Satisfactory
Overall Implementation Progress (IP)	<input type="checkbox"/> Satisfactory	<input type="checkbox"/> Satisfactory

Implementation Status and Key Decisions

The Program on Improving Early Childhood Development Outcomes in Rural Morocco (P173073) was approved by the World Bank's (WB) Board of Executive Directors on June 4, 2021 and signed on July 5, 2021. Overall implementation progress is satisfactory, and the Program has made key progress in improving access to select quality early childhood development (ECD) services in rural areas and in establishing mechanisms to strengthen monitoring, evaluation and coordination of ECD services. In particular, the National Initiative for Human Development (INDH) is significantly contributing to the expansion of high-quality preschool education in Morocco's rural areas: From December 2020 to December 2022, it reported that more than 109 000 children ages 4, 5 and 6 were enrolled in about 4,720 new preschool units in rural areas and more than 5,200 preschool educators had been recruited and trained on appropriate pedagogical practices. Data on early learning outcomes is being collected among 53,449 children enrolled in rural preschools. A formative research report on infants and young children nutrition has been completed and a model facilitating access to community-based health and nutrition services has been developed and tested in selected regions. The Program is also making substantive progress in the implementation of a system for planning, monitoring and evaluation of ECD.

Data on Financial Performance**Disbursements (by loan)**





















Project	Loan/Credit/TF	Status	Currency	Original	Revised	Cancelled	Disbursed	Undisbursed	% Disbursed
P173073	IBRD-92560	Effective	USD	450.00	450.00	0.00	220.70	213.64	51%

Key Dates (by loan)

Project	Loan/Credit/TF	Status	Approval Date	Signing Date	Effectiveness Date	Orig. Closing Date	Rev. Closing Date
P173073	IBRD-92560	Effective	04-Jun-2021	05-Jul-2021	04-Oct-2021	31-Dec-2024	31-Dec-2024



DLI Disbursement

DLI ID	DLI Type	Description	Coc	DLI Amount	Achievement Status	Disbursed amount in Coc	Disbursement % for DLI
Loan: IBRD92560-001							
1.1	Regular	DLI# 1.1- Formative research report	EUR	4,262,000.00	Fully Achieved	4,262,000.00	 100 %
1.2A	Regular	DLI# 1.2A- Behavior change strategy adop	EUR	5,967,000.00	Not Achieved	0.00	
1.2B	Regular	DLI# 1.2B- 5 influencers @ nat'l level	EUR	2,558,000.00	Not Achieved	0.00	
1.2C	Regular	DLI# 1.2C- 120 ter. actors @ nat'l level	EUR	8,524,000.00	Not Achieved	0.00	
1.3A	Regular	DLI# 1.3A- 7M people @ nat'l level	EUR	12,787,000.00	Not Achieved	0.00	
1.3B	Regular	DLI# 1.3B- 2 key messages: 50% adults	EUR	12,787,000.00	Not Achieved	0.00	
2.0	Regular	DLI# 2.0- Dev community-based health	EUR	4,262,000.00	Fully Achieved	4,262,000.00	 100 %
2.1	Regular	DLI# 2.1- Tested community-based health	EUR	12,787,000.00	Not Achieved	0.00	
2.2	Regular	DLI# 2.2- Scaling-up strategy: DLI# 2.1	EUR	11,828,000.00	Not Achieved	0.00	
2.3	Regular	DLI# 2.3- HealthServicesReceived:40K ben	EUR	42,625,000.00	Not Achieved	0.00	
3.0	Regular	DLI# 3.0- TV program: playful learning	EUR	4,262,000.00	Fully Achieved	4,262,000.00	 100 %
3.3A	Regular	DLI# 3.3A- Cum. 7,200 preschool units	EUR	34,098,000.00	Partially Achieved	20,975,953.00	 62 %
3.3B	Regular	DLI# 3.3B- Cum. 118k children: 4 to 6 y.	EUR	59,672,000.00	Partially Achieved	36,319,362.80	 61 %
4.1	Regular	DLI# 4.1- Preschool pedagogical practice	EUR	8,524,000.00	Not Achieved	0.00	
4.2	Regular	DLI# 4.2- 100 trained supervisors	EUR	12,787,000.00	Not Achieved	0.00	
4.3A	Regular	DLI# 4.3A- Cum. 7,200 preschool educator	EUR	34,097,000.00	Partially Achieved	23,169,591.00	 68 %
4.3B	Regular	DLI# 4.3B- 2k preschool educators	EUR	25,573,000.00	Not Achieved	0.00	
5.0A	Regular	DLI# 5.0A- Established platform: CPDH	EUR	4,262,000.00	Fully Achieved	4,262,000.00	 100 %
5.0B	Regular	DLI# 5.0B- Mon.&eval. preschool services	EUR	4,262,000.00	Fully Achieved	4,262,000.00	 100 %
5.1	Regular	DLI# 5.1- Platform: preschool services	EUR	8,524,000.00	Fully Achieved	8,524,000.00	 100 %



5.2A	Regular	DLI# 5.2A- Design: preschool services	EUR	8,524,000.00	Fully Achieved	8,524,000.00		100 %
5.2B	Regular	DLI# 5.2B- Data: preschool services	EUR	8,524,000.00	Not Achieved	0.00		
5.3	Regular	DLI# 5.3- Mon.&eval nutrition services	EUR	12,787,000.00	Not Achieved	0.00		
6.0	Regular	DLI# 6.0- Institutional architecture	EUR	4,262,000.00	Fully Achieved	4,262,000.00		100 %
6.1	Regular	DLI# 6.1- Subcommittee: ECD aspects	EUR	8,524,000.00	Not Achieved	0.00		
6.2	Regular	DLI# 6.2- Essential ECD Services	EUR	8,524,000.00	Not Achieved	0.00		
6.3A	Regular	DLI# 6.3A- 90% regional coordinators	EUR	8,524,000.00	Not Achieved	0.00		
6.3B	Regular	DLI# 6.3B- INDH 3 Program assessment	EUR	8,524,000.00	Not Achieved	0.00		

Program Action Plan

Action Description	Establish and subsequently maintain throughout the implementation of the Program, a Program Monitoring Committee with a composition and terms of reference acceptable to the Bank and described in the POM				
Source	DLI#	Responsibility	Timing	Timing Value	Status
Technical		INDH	Other	No later than 3 months after Loan effectiveness	Completed
Completion Measurement	Letter by INDH confirming establishment of committee and detailing composition of its members and frequency of meetings sent to the Bank				
Comments	The Bank received evidence of the creation of the Committee through an official letter confirming establishment of committee and detailing composition of its members and frequency of meetings. The first meeting was held on June 3, 2022.				

Action Description	Adopt a Program Operation Manual (POM) according to terms and conditions acceptable to the Bank.				
Source	DLI#	Responsibility	Timing	Timing Value	Status
Technical		INDH	Other	No later than 3 months after Loan effectiveness	Completed
Completion Measurement	POM approved by INDH and with Bank no objection is distributed to all entities involved in Program implementation				
Comments	The POM was approved by INDH leadership with no objection from the Bank team and subsequently disseminated to Program stakeholders.				



Action Description	Carry out an annual external audit of the financial statements of the Program, including follow-up regarding the recommendations of previous audit reports.				
Source	DLI#	Responsibility	Timing	Timing Value	Status
Fiduciary Systems		IGF	Recurrent	Yearly	Not Yet Due
Completion Measurement	Updated action plan on the implementation of the audit recommendations				
Comments	Given the short period between the effectiveness date and the end of the year 2021, the first external audit will cover the period from effectiveness in October 2021 to December 31, 2022. This audit report will be due no later than September 30, 2023				

Action Description	The timely publication of the annual procurement plans and contracts award results under INDH's Special Appropriations Fund by local implementing agencies within their offices and/or on the Moroccan Public Procurement Portal				
Source	DLI#	Responsibility	Timing	Timing Value	Status
Fiduciary Systems		RC/Provinces/associations	Recurrent	Yearly	In Progress
Completion Measurement	The timely publication of the annual procurement plans and contracts award results under INDH's Special Appropriations Fund by local implementing agencies within their offices and/or on the Moroccan Public Procurement Portal.				
Comments	The publication is expected in Q1 of each calendar year.				

Action Description	Appointment of a Regional internal auditor (RIA) at the SGAR level				
Source	DLI#	Responsibility	Timing	Timing Value	Status
Fiduciary Systems		INDH-NC/SGAR/Wilayas	Other	2023	Not Yet Due
Completion Measurement	Appointment "par décision" of a Regional internal auditor (RIA) at the SGAR level				
Comments	INDH is incorporating WB comments in the concept note on the appointment of the RIAs and a revised version will be submitted shortly. Once RIAs are appointed, it is expected that IGAT will organize a training session on audit techniques.				

Action Description	INDH GRM systems are upgraded and operational at local communities' level, supporting increased transparency and accountability of INDH governance bodies.				
Source	DLI#	Responsibility	Timing	Timing Value	Status
Fiduciary Systems		INDH NC/RC	Other	2022	In Progress
Completion Measurement	GRM reporting is included in the MIS and will be incorporated in the financial reporting.				
Comments	The client is working to upgrade and operationalize its information system to include a GRM for procurement matters.				



Action Description	Designation and attachment to INDH coordination unit an environmental and social focal point				
Source	DLI#	Responsibility	Timing	Timing Value	Status
Environmental and Social Systems		INDH	Other	Within 1 months of Program effectiveness	Completed
Completion Measurement	Appointment of the Environmental and Social Focal Point				
Comments	A Focal point has been appointed at INDH and is working closely with the Bank team on E&S aspects of the Program.				

Action Description	Designation of DAS E&S focal points				
Source	DLI#	Responsibility	Timing	Timing Value	Status
Environmental and Social Systems		INDH, Governors	Other	Within 3 months of Program effectiveness	Completed
Completion Measurement	DAS E&S focal points designated				
Comments	E&S focal point have been designated in each of the DAS in the Program areas.				

Action Description	GRM: (a) Development or adaptation of a Program-specific grievance form; information, communication and dissemination to Program stakeholders; development of a grievance reporting template; and (b) Collection and processing of complaints				
Source	DLI#	Responsibility	Timing	Timing Value	Status
Environmental and Social Systems		INDH / E&S Focal Point	Other	(a) Within 12 months of Program effectiveness; and (b) Program duration	In Progress
Completion Measurement	(a) 1. Model submitted and approved by the World Bank; 2. Number of stakeholders adopting the system; 3. Reporting template submitted and approved by the World Bank; and (b) annual report submitted by the E&S focal point				
Comments					

Action Description	Updating and inclusion of environmental and social management tools in the GBPES, incl. health/safety, non-discrim./prejudice provisions, complaints mgmt/civic engag. & process if informal publ. land acquis. during ident, consult. and compensation.				
Source	DLI#	Responsibility	Timing	Timing Value	Status
Environmental and Social Systems		INDH	Other	Within 3 months of Program effectiveness	Completed
Completion Measurement	Updated GBPES				
Comments	E&S management tools have been included in the GBPES.				



Action Description	(a) Development of the training module for E&S focal points on environmental and social management including monitoring tools; and (b) organization of training sessions				
Source	DLI#	Responsibility	Timing	Timing Value	Status
Environmental and Social Systems		INDH	Other	(a) within 3 months of GBPES development; and (b) within 6 months of training module development	Completed
Completion Measurement	(a) Training module developed; (b) training plan; and (c) reports on the training courses carried out				
Comments	The training module and training plan have been developed, and training sessions have been organized with the E&S focal points on June 7, 8 and 9, 2022. A follow-up training session will be organized in the first quarter of 2023.				

Action Description	Strengthening the monitoring and evaluation of the environmental and social management system through: (a) follow-up and reporting; and (b) integration into the information system				
Source	DLI#	Responsibility	Timing	Timing Value	Status
Environmental and Social Systems		INDH	Other	For the duration of the Program	In Progress
Completion Measurement	Follow-up reports submitted annually by the E&S focal point based on information system data.				
Comments	The client is working to strengthen the monitoring and evaluation of the E&S management system. E&S DAS focal points are in charge of filling up screening and monitoring files and share them periodically with the INDH E&S focal point.				

Risks

Systematic Operations Risk-rating Tool

Risk Category	Rating at Approval	Previous Rating	Current Rating
Political and Governance	<input type="checkbox"/> Moderate	<input type="checkbox"/> Moderate	<input type="checkbox"/> Moderate
Macroeconomic	<input type="checkbox"/> Moderate	<input type="checkbox"/> Moderate	<input type="checkbox"/> Moderate
Sector Strategies and Policies	<input type="checkbox"/> Moderate	<input type="checkbox"/> Moderate	<input type="checkbox"/> Moderate
Technical Design of Project or Program	<input type="checkbox"/> Moderate	<input type="checkbox"/> Moderate	<input type="checkbox"/> Moderate
Institutional Capacity for Implementation and Sustainability	<input type="checkbox"/> Substantial	<input type="checkbox"/> Substantial	<input type="checkbox"/> Substantial
Fiduciary	<input type="checkbox"/> Moderate	<input type="checkbox"/> Moderate	<input type="checkbox"/> Moderate
Environment and Social	<input type="checkbox"/> Moderate	<input type="checkbox"/> Moderate	<input type="checkbox"/> Moderate
Stakeholders	<input type="checkbox"/> Moderate	<input type="checkbox"/> Moderate	<input type="checkbox"/> Moderate
Other	--	--	--



Overall □ Moderate □ Moderate □ Moderate

Results

PDO Indicators by Objectives / Outcomes

Improve access to select quality ECD services in rural areas				
▶ Share of adults able to recall at least two key messages according to the strategy and implementation plan (Percentage, Custom)				
	Baseline	Actual (Previous)	Actual (Current)	End Target
Value	0.00	0.00	0.00	50.00
Date	05-Apr-2021	31-May-2022	30-Dec-2022	29-Dec-2023
Comments	This indicator is expected to start changing in 2023.			
▶ Number of beneficiaries receiving at least one health or nutrition service offered by the community-based health and nutrition model (Number, Custom)				
	Baseline	Actual (Previous)	Actual (Current)	End Target
Value	0.00	0.00	0.00	40,000.00
Date	05-Apr-2021	31-May-2022	30-Dec-2022	29-Dec-2023
Comments	This indicator is expected to start changing in 2023.			
▶ Number of children aged 4 to 6 enrolled in preschool units in Rural Areas, that are equipped and operational according to the ECE Quality Standards (disaggregated by sex) (Number, Custom)				
	Baseline	Actual (Previous)	Actual (Current)	End Target
Value	18,000.00	60,476.00	109,458.00	118,000.00
Date	05-Apr-2021	31-May-2022	30-Dec-2022	29-Dec-2023
Comments	As of December 2022, 109,458 children ages 4, 5 and 6 were enrolled in INDH preschool units in rural areas.			
Establish mechanisms to strengthen monitoring, evaluation and coordination of ECD services				
▶ Number of children enrolled in new preschool units whose early learning outcomes are measured each semester (disaggregated by sex) (Number, Custom)				
	Baseline	Actual (Previous)	Actual (Current)	End Target
Value	0.00	0.00	53,449.00	18,000.00
Date	05-Apr-2021	31-May-2022	30-Dec-2022	29-Dec-2023
Comments	As of December 2022, 53,449 children enrolled in new preschool units had their learning outcomes measured (26,358 girls and 27,091 boys)			



► Share of regional coordinators for human development trained on the use of data generated through the platform to support decision-making (disaggregated by sex) (Percentage, Custom)				
	Baseline	Actual (Previous)	Actual (Current)	End Target
Value	0.00	0.00	0.00	90.00
Date	05-Apr-2021	31-May-2022	30-Dec-2022	29-Dec-2023
Comments	The platform to support decision-making has been developed and it is expected that training of regional coordinators will begin soon.			

Intermediate Results Indicators by Results Areas

Improved access to quality of ECD services in rural areas				
► Number of people at the national level exposed to the behavior change campaign according to the behavior change strategy and implementation plan (Number, Custom)				
	Baseline	Actual (Previous)	Actual (Current)	End Target
Value	0.00	0.00	0.00	7,000,000.00
Date	05-Apr-2021	31-May-2022	30-Dec-2022	29-Dec-2023
Comments	This indicator is expected to start changing in 2023.			
► Share of women in target Rural Areas who receive at least one health or nutrition service offered by the community-based health model during pregnancy in the past 12 months (*gender indicator) (Percentage, Custom)				
	Baseline	Actual (Previous)	Actual (Current)	End Target
Value	0.00	0.00	0.00	50.00
Date	05-Apr-2021	31-May-2022	30-Dec-2022	29-Dec-2023
Comments	This indicator is expected to start changing in 2023.			
► Number of preschool units created in the Rural Areas, that are equipped and operational according to the ECE Quality Standards (Number, Custom)				
	Baseline	Actual (Previous)	Actual (Current)	End Target
Value	1,200.00	3,706.00	4,720.00	7,200.00
Date	05-Apr-2021	31-May-2022	30-Dec-2022	29-Dec-2023
Comments	As of December 30, 2022, 4,720 preschool units have been created by INDH in rural areas.			
► Number of preschool educators recruited and trained on appropriate pedagogical practices, as per the ECE Quality Standards (disaggregated by sex) (Number, Custom)				
	Baseline	Actual (Previous)	Actual (Current)	End Target
Value	1,200.00	4,139.00	5,258.00	7,200.00
Date	05-Apr-2021	31-May-2022	30-Dec-2022	29-Dec-2023
Comments	As of December 30, 2022, 5,258 preschool educators have been recruited and trained on appropriate pedagogical practices.			



--

Institutional framework and mechanisms to strengthen monitoring, evaluation and coordination of ECD				
▶ Coordination at the national-level is strengthened through the use of PPDH (Yes/No, Custom)				
	Baseline	Actual (Previous)	Actual (Current)	End Target
Value	No	Yes	Yes	Yes
Date	05-Apr-2021	31-May-2022	30-Dec-2022	29-Dec-2023
Comments	This indicator is achieved. An institutional architecture that promotes convergence and participation at the territorial level is well established.			
▶ INDH's Monitoring and Evaluation Unit is strengthened (Yes/No, Custom)				
	Baseline	Actual (Previous)	Actual (Current)	End Target
Value	No	No	No	Yes
Date	05-Apr-2021	31-May-2022	30-Dec-2022	29-Dec-2023
Comments	The INDH Monitoring & Evaluation unit is being progressively strengthened and currently consists of 6 staff: (i) 1 Head of the Evaluation Department, (ii) 1 Head of the Department for the monitoring of territorial governance bodies, (iii) 1 project manager in charge of the information system, (iv) 1 project manager in charge of impact evaluation, (v) 2 software engineers.			
▶ Beneficiaries' satisfaction is monitored (Yes/No, Custom)				
	Baseline	Actual (Previous)	Actual (Current)	End Target
Value	No	No	No	Yes
Date	05-Apr-2021	31-May-2022	30-Dec-2022	29-Dec-2023
Comments	INDH is in the process of defining the methodology and elaborating the questionnaire for collecting information on beneficiaries's satisfaction. Implementation of the survey is planned for April 2023.			

Disbursement Linked Indicators

▶ DLI 1 DLI #1 Design and Implementation of a Behavior Change Campaign for Early Childhood Nutrition (Output, 46,885,000.00, 0%)				
	Baseline	Actual (Previous)	Actual (Current)	Year 3 (2023)
Value	Specified at the DLR level	Specified at the DLR level	Specified at the DLR level	Specified at the DLR level
Date	--	31-May-2022	30-Dec-2022	--
Comments				
□ DLI 1.1 DLR 1.1 Formative research report on infant and young children's nutrition completed (Output, 4,262,000.00, 100%)				



Unit of Measure: Yes/No				
Indicator Type:				
	Baseline	Actual (Previous)	Actual (Current)	Year 3 (2023)
Value	No	Yes	Yes	Yes
Date	--	31-May-2022	30-Dec-2022	--
Comments	The formative research on infant and young child nutrition is carried out and the related report is completed and validated.			
<input type="checkbox"/> DLI 1.2 DLR 1.2a Adoption of a behavior change strategy and implementation plan, based on the formative research report under DLR 1.1. (Intermediate Outcome, 5,967,000.00, 0%)				
Unit of Measure: Yes/No				
Indicator Type:				
	Baseline	Actual (Previous)	Actual (Current)	Year 3 (2023)
Value	No	No	No	Yes
Date	--	31-May-2022	30-Dec-2022	--
Comments	Achievement of this DLR is slightly delayed and is expected in 2023.			
<input type="checkbox"/> DLI 1.3 DLR 1.2b 5 influencers at the national level have been mobilized in support of the behavior change campaign. (Output, 2,558,000.00, 0%)				
Unit of Measure: Number				
Indicator Type:				
	Baseline	Actual (Previous)	Actual (Current)	Year 3 (2023)
Value	0.00	0.00	0.00	0.00
Date	--	31-May-2022	30-Dec-2022	--
Comments	Achievement of this DLR is expected in 2023.			
<input type="checkbox"/> DLI 1.4 DLR 1.2c 120 territorial actors at the national level that are sensitized about the behavior change campaign. (Intermediate Outcome, 8,524,000.00, 0%)				
Unit of Measure: Number				
Indicator Type:				
	Baseline	Actual (Previous)	Actual (Current)	Year 3 (2023)
Value	0.00	0.00	0.00	120.00
Date	--	31-May-2022	30-Dec-2022	--



Achievement of this DLR is expected in 2023.

Comments

□DLI 1.5 DLR 1.3a 7,000,000 people at the national level exposed to the behavior change campaign according to the behavior change strategy and implementation plan. (Output, 12,787,000.00, 0%)

Unit of Measure: Number

Indicator Type:

	Baseline	Actual (Previous)	Actual (Current)	Year 3 (2023)
Value	0.00	0.00	0.00	7,000,000.00
Date	--	31-May-2022	30-Dec-2022	--

Achievement of this DLR is expected in 2024.

Comments

□DLI 1.6 DLR 1.3b 50% of adults able to recall at least 2 key messages according to the strategy and implementation plan, pursuant to the Verification Protocol. (Intermediate Outcome, 12,787,000.00, 0%)

Unit of Measure: Percentage

Indicator Type:

	Baseline	Actual (Previous)	Actual (Current)	Year 3 (2023)
Value	0.00	0.00	0.00	50.00
Date	--	31-May-2022	30-Dec-2022	--

Achievement of this DLR is expected in 2024.

Comments

►DLI 2 DLI #2 Increased availability of quality community-based health and nutrition services for women and children in Rural Areas (Outcome, 71,502,000.00, 0%)

	Baseline	Actual (Previous)	Actual (Current)	Year 3 (2023)
Value	Specified at the DLR level	Specified at the DLR level	Specified at the DLR level	Specified at the DLR level
Date	--	31-May-2022	30-Dec-2022	--

Comments

□DLI 2.1 DLR 2.0 The model facilitating access to community-based health and nutrition services is developed (Output, 4,262,000.00, 100%)

Unit of Measure: Yes/No

Indicator Type:

	Baseline	Actual (Previous)	Actual (Current)	Year 3 (2023)
Value	No	Yes	Yes	Yes



Date	--	31-May-2022	30-Dec-2022	--
Comments	This result has been achieved and verified. The model has been developed and tested in selected regions and a report has been submitted.			
<input type="checkbox"/> DLI 2.2 DLR 2.1 The model facilitating access to community-based health and nutrition services is tested. (Output, 12,787,000.00, 0%) Unit of Measure: Yes/No Indicator Type:				
	Baseline	Actual (Previous)	Actual (Current)	Year 3 (2023)
Value	No	Yes	Yes	Yes
Date	--	31-May-2022	30-Dec-2022	--
Comments	The model has been developed and tested in selected regions. The achievement of this result will be verified shortly.			
<input type="checkbox"/> DLI 2.3 DLR 2.2 A scaling-up strategy for the model tested under DLR#2.1 to facilitate access to community-based health and nutrition services, is adopted by the Program Monitoring Committee. (Output, 11,828,000.00, 0%) Unit of Measure: Yes/No Indicator Type:				
	Baseline	Actual (Previous)	Actual (Current)	Year 3 (2023)
Value	No	No	No	Yes
Date	--	31-May-2022	30-Dec-2022	--
Comments	Achievement of this DLR is expected in 2023.			
<input type="checkbox"/> DLI 2.4 DLR 2.3 40,000 beneficiaries receiving at least 1 health or nutrition service offered by the community-based health and nutrition model (Output, 42,625,000.00, 0%) Unit of Measure: Number Indicator Type:				
	Baseline	Actual (Previous)	Actual (Current)	Year 3 (2023)
Value	0.00	0.00	0.00	100,000.00
Date	--	31-May-2022	30-Dec-2022	--
Comments	Achievement of this DLR is expected in 2024.			

► DLI 3 DLI #3 Expansion of quality pre-school education services in rural areas (Output, 98,032,000.00, 0%)



	Baseline	Actual (Previous)	Actual (Current)	Year 3 (2023)
Value	Specified at the DLR level	Specified at the DLR level	Specified at the DLR level	Specified at the DLR level
Date	--	31-May-2022	30-Dec-2022	--
Comments				
<p><input type="checkbox"/> DLI 3.1 DLR 3.0 A TV program promoting home-based playful learning of young children is regularly broadcasted pursuant to the Verification Protocol. (Output, 4,262,000.00, 100%)</p> <p>Unit of Measure: Yes/No</p> <p>Indicator Type:</p>				
	Baseline	Actual (Previous)	Actual (Current)	Year 3 (2023)
Value	No	Yes	Yes	Yes
Date	--	31-May-2022	30-Dec-2022	--
Comments				
<p>This result has been achieved and verified. The TV program has been regularly broadcasted between December 2020 and March 2021, and contributed to maintaining some continuity in young children learning during the lockdown and school closure in the first wave of the Covid-19 pandemic.</p>				
<p><input type="checkbox"/> DLI 3.2 DLR 3.3a Cumulative 7,200 preschool units created in the Rural Areas are equipped and operational according to the ECE Quality Standards. (Intermediate Outcome, 34,098,000.00, 62%)</p> <p>Unit of Measure: Number</p> <p>Indicator Type:</p>				
	Baseline	Actual (Previous)	Actual (Current)	Year 3 (2023)
Value	1,200.00	3,706.00	3,706.00	7,200.00
Date	--	31-May-2022	30-Dec-2022	--
Comments				
<p>This result has been partially achieved and verified. As of December 30, 2022, 4,720 preschool units have been created by INDH in rural areas.</p>				
<p><input type="checkbox"/> DLI 3.3 DLR 3.3b Cumulative 118,000 children aged 4 to 6 enrolled in preschool units in the Rural Areas, that are equipped and operational according to the ECE Quality Standards. (Output, 59,672,000.00, 61%)</p> <p>Unit of Measure: Number</p> <p>Indicator Type:</p>				
	Baseline	Actual (Previous)	Actual (Current)	Year 3 (2023)
Value	18,000.00	60,476.00	109,458.00	118,000.00
Date	--	31-May-2022	30-Dec-2022	--
Comments				
<p>This result has been partially achieved and verified. As of December 30, 2022, 109,458 children ages 4, 5 and 6 were enrolled in INDH preschool units in rural areas.</p>				



► DLI 4 DLI #4 Enhanced quality of preschool services in Rural Areas, through the improvement of pedagogical practices (Intermediate Outcome, 80,981,000.00, 0%)				
	Baseline	Actual (Previous)	Actual (Current)	Year 3 (2023)
Value	Specified at the DLR level	Specified at the DLR level	Specified at the DLR level	Specified at the DLR level
Date	--	31-May-2022	30-Dec-2022	--
Comments				
<p><input type="checkbox"/> DLI 4.1 DLR 4.1 A tool for observing preschool pedagogical practices is developed and adopted by the Program Monitoring Committee. (Output, 8,524,000.00, 0%) Unit of Measure: Yes/No Indicator Type:</p>				
	Baseline	Actual (Previous)	Actual (Current)	Year 3 (2023)
Value	No	No	No	Yes
Date	--	31-May-2022	30-Dec-2022	--
Comments				
This result is partially achieved. A tool has been developed by INDH and is pending adoption by the Program Monitoring Committee.				
<p><input type="checkbox"/> DLI 4.2 DLR 4.2 100 supervisors trained to observe educators' pedagogical practices in preschool classrooms, using the new observation tool. (Output, 12,787,000.00, 0%) Unit of Measure: Number Indicator Type:</p>				
	Baseline	Actual (Previous)	Actual (Current)	Year 3 (2023)
Value	0.00	0.00	0.00	0.00
Date	--	31-May-2022	30-Dec-2022	--
Comments				
Achievement of this DLR is expected in 2023.				
<p><input type="checkbox"/> DLI 4.3 DLR 4.3a Cumulative 7,200 preschool educators recruited and trained on appropriate pedagogical practices, as per the ECE Quality Standards. (Output, 34,097,000.00, 68%) Unit of Measure: Number Indicator Type:</p>				
	Baseline	Actual (Previous)	Actual (Current)	Year 3 (2023)
Value	1,200.00	4,139.00	4,139.00	7,200.00
Date	--	31-May-2022	30-Dec-2022	--



This result has been partially achieved and verified. As of December 30, 2022, 5,258 preschool educators have been recruited and trained on appropriate pedagogical practices.

Comments

DLI 4.4 DLR 4.3b 2,000 preschool educators who received a supervision and coaching visit aimed at improving their teaching practice. (Output, 25,573,000.00, 0%)
Unit of Measure: Number
Indicator Type:

	Baseline	Actual (Previous)	Actual (Current)	Year 3 (2023)
Value	0.00	0.00	0.00	2,000.00
Date	--	31-May-2022	30-Dec-2022	--

Achievement of this DLR is expected in 2024.

Comments

► DLI 5 DLI #5 Implementation of a system for planning, monitoring and evaluation of early childhood development (Output, 46,883,000.00, 0%)

	Baseline	Actual (Previous)	Actual (Current)	Year 3 (2023)
Value	Specified at the DLR level	Specified at the DLR level	Specified at the DLR level	Specified at the DLR level
Date	--	31-May-2022	30-Dec-2022	--

Comments

DLI 5.1 DLR 5.0a A platform to support decision-making is established and operational at the CPDH level (Output, 4,262,000.00, 100%)
Unit of Measure: Yes/No
Indicator Type:

	Baseline	Actual (Previous)	Actual (Current)	Year 3 (2023)
Value	No	No	Yes	Yes
Date	--	31-May-2022	30-Dec-2022	--

This result has been achieved and verified. A platform has been developed and disseminated with stakeholders at the CPDH level.

Comments

DLI 5.2 DLR 5.0b The methodological strategy and instruments for the monitoring and evaluation of preschool services are developed. (Output, 4,262,000.00, 100%)
Unit of Measure: Yes/No
Indicator Type:

	Baseline	Actual (Previous)	Actual (Current)	Year 3 (2023)
--	----------	-------------------	------------------	---------------



Value	No	Yes	Yes	Yes
Date	--	31-May-2022	30-Dec-2022	--
Comments	This result has been achieved and verified. The methodological strategy and instruments for the monitoring and evaluation of preschool services have been developed and shared with the Bank.			
<p><input type="checkbox"/> DLI 5.3 DLR 5.1 The platform for the monitoring and evaluation of preschool services is developed. (Output, 8,524,000.00, 100%)</p> <p>Unit of Measure: Yes/No</p> <p>Indicator Type:</p>				
	Baseline	Actual (Previous)	Actual (Current)	Year 3 (2023)
Value	No	Yes	Yes	Yes
Date	--	31-May-2022	30-Dec-2022	--
Comments	This result has been achieved and verified. The platform for the monitoring and evaluation of preschool services has been developed and shared with the Bank.			
<p><input type="checkbox"/> DLI 5.4 DLR 5.2a The methodological design of the impact evaluation of preschool services is developed. (Output, 8,524,000.00, 100%)</p> <p>Unit of Measure: Yes/No</p> <p>Indicator Type:</p>				
	Baseline	Actual (Previous)	Actual (Current)	Year 3 (2023)
Value	No	Yes	Yes	Yes
Date	--	31-May-2022	30-Dec-2022	--
Comments	This result has been achieved and verified. The methodological design of the impact evaluation of preschool services has been developed and will undergo improvements throughout the evaluation.			
<p><input type="checkbox"/> DLI 5.5 DLR 5.2b The baseline data for the preschool services impact evaluation is collected. (Output, 8,524,000.00, 0%)</p> <p>Unit of Measure: Yes/No</p> <p>Indicator Type:</p>				
	Baseline	Actual (Previous)	Actual (Current)	Year 3 (2023)
Value	No	No	Yes	Yes
Date	--	31-May-2022	30-Dec-2022	--
Comments	This result is achieved and will be verified shortly. The baseline data has been collected between July and October 2022.			



□ DLI 5.6 DLR 5.3 The methodological strategy and instruments for the monitoring and evaluation of community-based health and nutrition services are developed. (Output, 12,787,000.00, 0%)

Unit of Measure: Yes/No

Indicator Type:

	Baseline	Actual (Previous)	Actual (Current)	Year 3 (2023)
Value	No	No	No	Yes
Date	--	31-May-2022	30-Dec-2022	--

Achievement of this DLR is expected in 2023.

Comments

► DLI 6 DLI #6 Strengthened coordination for early childhood development (Output, 38,358,000.00, 0%)

	Baseline	Actual (Previous)	Actual (Current)	Year 3 (2023)
Value	Specified at the DLR level	Specified at the DLR level	Specified at the DLR level	Specified at the DLR level
Date	--	31-May-2022	30-Dec-2022	--

Comments

□ DLI 6.1 DLR 6.0 An institutional architecture that enables convergence and participation at the subnational level is operational. (Output, 4,262,000.00, 100%)

Unit of Measure: Yes/No

Indicator Type:

	Baseline	Actual (Previous)	Actual (Current)	Year 3 (2023)
Value	No	Yes	Yes	Yes
Date	--	30-Nov-2021	30-Dec-2022	--

This result has been achieved and verified. Committees in charge of ECD have been established through a circular by INDH at the local, provincial, and regional levels. This institutional architecture is operational.

Comments

□ DLI 6.2 DLR 6.1 A subcommittee in charge of ECD aspects is established and operational. (Output, 8,524,000.00, 0%)

Unit of Measure: Yes/No

Indicator Type:

	Baseline	Actual (Previous)	Actual (Current)	Year 3 (2023)
Value	No	No	No	Yes
Date	--	31-May-2022	30-Dec-2022	--



Comments	The subcommittee in charge of ECD aspects has been created on April 5, 2022 and is expected to be operational shortly.			
<p><input type="checkbox"/> DLI 6.3 DLR 6.2 A framework for Essential ECD Services is adopted. (Output, 8,524,000.00, 0%)</p> <p>Unit of Measure: Yes/No</p> <p>Indicator Type:</p>				
	Baseline	Actual (Previous)	Actual (Current)	Year 3 (2023)
Value	No	No	No	Yes
Date	--	31-May-2022	30-Dec-2022	--
Comments	The INDH has shared a first draft with the Bank team and is working with relevant stakeholders to refine the framework. Achievement of this DLR is expected in 2023.			
<p><input type="checkbox"/> DLI 6.4 DLR 6.3a 90% of the regional coordinators for human development trained on the use of data generated through the platform to support decision-making. (Output, 8,524,000.00, 0%)</p> <p>Unit of Measure: Percentage</p> <p>Indicator Type:</p>				
	Baseline	Actual (Previous)	Actual (Current)	Year 3 (2023)
Value	0.00	0.00	0.00	90.00
Date	--	31-May-2022	30-Dec-2022	--
Comments	Achievement of this DLR is expected in 2023.			
<p><input type="checkbox"/> DLI 6.5 DLR 6.3b An assessment of the INDH 3 Program is conducted and published under terms and conditions set forth in the Verification Protocol. (Output, 8,524,000.00, 0%)</p> <p>Unit of Measure: Yes/No</p> <p>Indicator Type:</p>				
	Baseline	Actual (Previous)	Actual (Current)	Year 3 (2023)
Value	No	No	No	Yes
Date	--	31-May-2022	30-Dec-2022	--
Comments	Achievement of this DLR is expected in 2023.			