



Ghana Accountability for Learning Outcomes Project (P165557)

WESTERN AND CENTRAL AFRICA | Ghana | Education Global Practice |
IBRD/IDA | Investment Project Financing | FY 2020 | Seq No: 6 | ARCHIVED on 03-Mar-2023 | ISR54920 |

Implementing Agencies: Ghana Education Service, Ministry of Education, Ministry of Finance

Key Dates**Key Project Dates**

Bank Approval Date: 29-Oct-2019

Effectiveness Date: 16-Apr-2020

Planned Mid Term Review Date: 15-May-2023

Actual Mid-Term Review Date:

Original Closing Date:

Revised Closing Date: 31-Dec-2025

Project Development Objectives

Project Development Objective (from Project Appraisal Document)

To improve the quality of education in low performing basic education schools and strengthen education sector equity and accountability in Ghana.

Has the Project Development Objective been changed since Board Approval of the Project Objective?

No

Components Table

Name

Strengthen teaching and learning through support and resources for teachers:(Cost \$50.00 M)
Strengthen school support, management and resourcing:(Cost \$88.00 M)
Strengthen accountability systems for learning:(Cost \$47.00 M)
Technical Assistance, institutional strengthening, monitoring, and research:(Cost \$18.90 M)
Supporting the national COVID-19 response for continued learning, recovery and resilience in basic education:(Cost \$14.80 M)

Overall Ratings

Name	Previous Rating	Current Rating
Progress towards achievement of PDO	<input type="checkbox"/> Satisfactory	<input type="checkbox"/> Satisfactory
Overall Implementation Progress (IP)	<input type="checkbox"/> Moderately Satisfactory	<input type="checkbox"/> Satisfactory
Overall Risk Rating	<input type="checkbox"/> Moderate	<input type="checkbox"/> Moderate

Implementation Status and Key Decisions**Introduction**

This ISR is based on the latest virtual GALOP implementation support mission from December 12 to 21, 2022. The parent GALOP is 34 percent disbursed and the GALOP Additional Financing (AF) is 37 percent disbursed. The AF includes the COVID-19 Accelerated Response Trust Fund (TF B3009) which is fully disbursed and closed on November 30, 2021. The rating of the Project's development objective is rated "satisfactory" and the overall project implementation progress rating is upgraded to "satisfactory" from "moderately satisfactory."

The GALOP is on track to achieving its Project Development Objective (PDO) of improving the quality of education in low performing basic education schools and strengthening education sector equity and accountability in Ghana. Key results for achieving the PDO have been completed



as follows: (i) 10,579 schools have received the first allocation of learning grants in August 2022; (ii) a follow-up assessment of P2 and P4 students is currently underway in the first half of 2023 after the maiden assessment for P4 successfully undertaken in December 2021; (iii) accountability dashboard has been developed and training is underway to make it functional in 2023; (iv) the accountability dashboard is being verified by IVA for functionality to be completed by mid-March, 2023 --following the development of an accountability framework approved by the MoE; (v) for the first time in at least 20 years, the MoE has digitized the collection of Education Management Information System (EMIS) data in September 2022; (vi) teacher deployment and transfers have been reviewed by the GES in December 2022, in an effort to align to norms of pupil-teacher ratio; and (vii) GALOP AF GPE COVID-19 Accelerated Financing grant closed on November 30, 2021 with "satisfactory" outcome rating on the ICR.

The project has also made satisfactory progress on achieving the Performance Based Conditions agreed under the GALOP and AF. Out of 28 PBCs, 14 (representing 50 percent) have been achieved, verified, confirmed, and disbursed for a total amount of US\$69.99 million (34.60 percent). Total disbursement under the GALOP IDA is US\$47.55 million representing 34 percent of total proceed of US\$150 million; and 37 percent under the GALOP AF -Trust Funds which has disbursed US\$22.44 million out of total proceed of US\$60 million. Four (4) additional PBCs under the GALOP have been achieved and awaiting verification (representing a total amount of US\$24 million including US\$2 million under the GPE). The IVA has initiated verification of these four PBCs, expected to be completed by March 15, 2023. This verification and notification of the achievement of PBCs will bring IDA disbursement to US\$93.99 million (about 45 percent) of total proceeds in the first quarter of 2023.

The rating on Implementation Progress (IP) is upgraded from "moderately satisfactory" to "satisfactory" because of the completion of key activities in the last six months, namely: (i) IVA has been procured for the Ghana EOF, and contracts for six of seven lots for the GALOP AF GPRBA Ghana EOP has been signed on November 15, 2022; (ii) disbursement conditions for the GALOP AF GPE TF0B0846 has been lifted on November 25, 2022 allowing for disbursements under TF; (iii) report for assessment data and analysis on maiden P4 assessment has been presented and report has been shared with Bank team on December 16, 2022; (iv) IVA has initiated the verification of four (4) PBCs achieved i.e. PBC1.2 (US\$10M); PBC3.1 (US\$6M); PBC4.2 (US\$4M) and PBC5.2.1 (US\$2M) on December 21, 2022 and is expected to complete notification report by March 15, 2023; (v) draft implementation plan and budget for 2023 has been prepared and submitted to the Bank for review on January 24, 2023; and (v) funds for training of 73,000 teachers have been released and training has started in January 2023 for five additional regions.

Risks

Systematic Operations Risk-rating Tool

Risk Category	Rating at Approval	Previous Rating	Current Rating
Political and Governance	☐ Substantial	☐ Substantial	☐ Substantial
Macroeconomic	☐ Moderate	☐ Moderate	☐ Moderate
Sector Strategies and Policies	☐ Moderate	☐ Moderate	☐ Moderate
Technical Design of Project or Program	☐ Substantial	☐ Moderate	☐ Moderate
Institutional Capacity for Implementation and Sustainability	☐ Substantial	☐ Low	☐ Low
Fiduciary	☐ Moderate	☐ Moderate	☐ Substantial
Environment and Social	☐ Moderate	☐ Moderate	☐ Moderate
Stakeholders	☐ Moderate	☐ Moderate	☐ Moderate
Other	--	☐ Substantial	☐ Substantial
Overall	☐ Substantial	☐ Moderate	☐ Moderate

Results

PDO Indicators by Objectives / Outcomes



Improve quality of education in low performing basic schools				
▶ Increased percentage of targeted schools with teaching practices meeting inspection standards (percentage point increase from baseline) (Percentage, Custom)				
	Baseline	Actual (Previous)	Actual (Current)	End Target
Value	3.30	0.00	0.00	25.00
Date	30-Aug-2019	31-May-2022	21-Dec-2022	31-Dec-2024
Comments:	Baseline established in 2021. 2022 target will be reported in Q2, 2023.			
▶ Students benefiting from direct interventions to enhance learning (Number, Corporate)				
	Baseline	Actual (Previous)	Actual (Current)	End Target
Value	0.00	5,806,803.00	2,881,570.00	2,328,750.00
Date	30-Aug-2019	31-May-2022	21-Dec-2022	31-Dec-2024
Comments:	This covers total enrollment in GALOP schools across KG, primary and JHS. 2022 Direct Project Beneficiaries updated and targets for 2023 have been exceeded.			
□ Students benefiting from direct interventions to enhance learning - Female (Number, Corporate Supplement)				
	Baseline	Actual (Previous)	Actual (Current)	End Target
Value	0.00	2,874,367.00	1,366,447.00	1,164,375.00
Strengthened education sector equity				
▶ Increased percentage of targeted KG with pupil trained teacher ratio below 50:1 (Percentage, Custom)				
	Baseline	Actual (Previous)	Actual (Current)	End Target
Value	54.66	75.00	63.00	90.00
Date	31-May-2019	31-May-2022	21-Dec-2022	31-Dec-2024
Comments:	The new baseline of 54.66% was confirmed using EMIS data for year 2019/2020. As stated in PAD, the baseline was to be established once the latest data was available. This new baseline and target will be reflected in the planned restructuring			
▶ Increased percentage of targeted Primary Schools with pupil trained teacher ratio below 50:1 (Percentage, Custom)				
	Baseline	Actual (Previous)	Actual (Current)	End Target
Value	75.00	--	81.00	90.00
Date	31-May-2019	--	21-Dec-2022	31-Dec-2024



Comments: Actual updated from 2022. The actual baseline of 75% was confirmed using EMIS data for year 2019/2020 and is very close to the provisional baseline confirmed from EMIS data. Restructuring of GALOP parent may not required to confirm the provisional baseline and the annual targets estimated at project design.

Strengthened education sector accountability				
► Increased number of schools using accountability dashboard data during cluster level meetings (Number, Custom)				
	Baseline	Actual (Previous)	Actual (Current)	End Target
Value	0.00	0.00	0.00	15,000.00
Date	03-Jun-2019	31-May-2022	30-Dec-2022	31-Dec-2024
Comments:	Accountability Dashboard developed, and mSRC database linked to dashboard. Training of schools scheduled Q1 2023.			

Overall Comments

Accountability Dashboard developed, and mSRC database linked with dashboard. Training of schools in the input and use of data on the Accountability Dashboard scheduled for Q1 2023.

Intermediate Results Indicators by Components

Strengthen teaching and learning through support and resources for teachers				
► Teachers recruited or trained (Number, Corporate)				
	Baseline	Actual (Previous)	Actual (Current)	End Target
Value	0.00	77,000.00	72,896.00	76,000.00
Date	28-Jun-2019	31-May-2022	30-Dec-2022	31-Dec-2024
Comments:	Target total teacher recruitment for 2022 and 2023 have been exceeded per Ghana Education Service (GES) recruitment and deployment data.			
□ Teachers recruited or trained - Female (RMS requirement) (Number, Corporate Supplement)				
	Baseline	Actual (Previous)	Actual (Current)	End Target
Value	0.00	42,000.00	29,917.00	35,000.00
□ Number of teachers trained (Number, Corporate Breakdown)				
	Baseline	Actual (Previous)	Actual (Current)	End Target
Value	0.00	77,000.00	72,896.00	76,000.00



Date	28-Jun-2019	31-May-2022	30-Dec-2022	30-Dec-2024
□ Number of teachers recruited (Number, Corporate Breakdown)				
	Baseline	Actual (Previous)	Actual (Current)	End Target
Value	0.00	0.00	0.00	76,000.00
Date	31-Jul-2019	31-May-2022	21-Dec-2022	31-Dec-2024
▶ Share of targeted schools using targeted instruction TLMs (percentage) (Percentage, Custom)				
	Baseline	Actual (Previous)	Actual (Current)	End Target
Value	0.00	0.00	0.00	100.00
Date	28-Jun-2019	31-May-2022	21-Dec-2022	31-Dec-2024
Comments:	Teaching Learning Materials (TLMs) have been developed and the process for procurement is ongoing.			

Strengthen school support, management and resourcing				
▶ Number of targeted schools utilizing at least 80% of learning grant (Number, Custom)				
	Baseline	Actual (Previous)	Actual (Current)	End Target
Value	0.00	0.00	9,314.00	9,000.00
Date	28-Jun-2019	31-May-2022	21-Dec-2022	31-Dec-2024
Comments:	Actual utilization rate for 2022 measured and with cumulative targets, the 2022 and 2023 targets have been met.			
▶ Number of targeted schools with continuous coaching and mentoring support (Number, Custom)				
	Baseline	Actual (Previous)	Actual (Current)	End Target
Value	0.00	0.00	0.00	10,000.00
Date	28-Jun-2019	31-May-2022	21-Dec-2022	31-Dec-2024
Comments:	Coaching and Mentoring Framework developed. Training of CSs/SISOs and headteachers has commenced.			

Strengthen accountability systems for learning				
▶ Survey on beneficiary satisfaction conducted (Yes/No, Custom)				
	Baseline	Actual (Previous)	Actual (Current)	End Target



Value	No	No	No	Yes
Date	28-Jun-2019	31-May-2022	21-Dec-2022	31-Dec-2024
Comments:	ToRs for Beneficiary Assessment survey has been finalized and approved. Procurement process to recruit Beneficiary Assessment consultant has commenced.			
► Number of schools with SMC member attending cluster level meeting to discuss accountability dashboard data (Number) (Number, Custom)				
	Baseline	Actual (Previous)	Actual (Current)	End Target
Value	0.00	0.00	0.00	10,000.00
Date	28-Jun-2019	31-May-2022	21-Dec-2022	31-Dec-2024
Comments:	Four (4) SMC meetings have been held, however, SMC members are yet to be trained on accountability dashboard			
► Percentage decrease from baseline in national teacher absenteeism rate (Percentage, Custom)				
	Baseline	Actual (Previous)	Actual (Current)	End Target
Value	0.00	0.00	0.00	30.00
Date	19-Jun-2019	31-May-2022	21-Dec-2022	31-Dec-2024
Comments:	Baseline established 2022, and target will be established by end December 2023.			
► Percentage increase from baseline in national student attendance rate (Percentage, Custom)				
	Baseline	Actual (Previous)	Actual (Current)	End Target
Value	0.00	0.00	0.00	25.00
Date	28-Jun-2019	31-May-2022	21-Dec-2022	31-Dec-2024
Comments:	Baseline is yet to be established.			
► Timely disbursement of capitation grants (Yes/No, Custom, PBC)				
	Baseline	Actual (Previous)	Actual (Current)	End Target
Value	No	Yes	No	Yes
Date	28-Jun-2019	31-May-2022	21-Dec-2022	31-Dec-2024
Comments:	Capitation Grant for year 2022 processed by may not be timely. Awaiting disbursement from Controller and Accountant General's Department (CAGD).			

Technical assistance, institutional strengthening, monitoring, and research (IPF)



► Number of research projects undertaken to support improved quality of education (cumulative) (Number, Custom)				
	Baseline	Actual (Previous)	Actual (Current)	End Target
Value	0.00	0.00	2.00	4.00
Date	28-Jun-2019	31-May-2022	21-Dec-2022	31-Dec-2024
Comments:	2No Research papers presented at the National Education Week (NEW) and also at the Evidence Day in October 2022			

Strengthening support for schools and OOSC through outcomes-based commissioning				
► Number of OOSC placed into schools (cumulative) (disaggregated by gender) (Number, Custom)				
	Baseline	Actual (Previous)	Actual (Current)	End Target
Value	0.00	0.00	0.00	75,000.00
Date	30-Jun-2020	31-May-2022	21-Dec-2022	31-Dec-2025
Comments:	Targets not yet achieved as Ghana EOF implementation is currently ongoing following the signing of contracts with Social Investors (SIs) and Service Providers (SPs).			

► Average learning gains for OOSC (disaggregated by gender) (Percentage, Custom)				
	Baseline	Actual (Previous)	Actual (Current)	End Target
Value	0.00	0.00	0.00	0.00
Date	30-Jun-2020	31-May-2022	21-Dec-2022	30-Dec-2025
Comments:	Targets not yet achieved as Ghana EOF implementation is currently ongoing following the signing of contracts with Social Investors (SIs) and Service Providers (SPs).			

► Retention rate of previously OOSC in schools for one year (disaggregated by gender) (Percentage, Custom)				
	Baseline	Actual (Previous)	Actual (Current)	End Target
Value	0.00	0.00	0.00	72.00
Date	30-Jun-2020	31-May-2022	30-Dec-2022	30-Dec-2025
Comments:	Targets not yet achieved as Ghana EOF implementation is currently ongoing following the signing of contracts with Social Investors (SIs) and Service Providers (SPs).			

► Retention rate of previously OOSC in schools for two years (disaggregated by gender) (Percentage, Custom)				
	Baseline	Actual (Previous)	Actual (Current)	End Target
Value	0.00	0.00	0.00	72.00



Date	30-Jun-2020	31-May-2022	30-Dec-2022	30-Dec-2025
Comments:	Targets not yet achieved as Ghana EOF implementation is currently ongoing following the signing of contracts with Social Investors (SIs) and Service Providers (SPs).			
► Average Learning gains in numeracy and literacy at P2 in EOF beneficiary schools (disaggregated by gender) (Number, Custom)				
	Baseline	Actual (Previous)	Actual (Current)	End Target
Value	0.00	0.00	0.00	0.30
Date	30-Jun-2020	31-May-2022	21-Dec-2022	30-Dec-2025
Comments:	Targets not yet achieved as Ghana EOF implementation is currently ongoing following the signing of contracts with Social Investors (SIs) and Service Providers (SPs).			
► Average Learning gains in numeracy and literacy at P4 in EOF beneficiary schools (disaggregated by gender) (Number, Custom)				
	Baseline	Actual (Previous)	Actual (Current)	End Target
Value	0.00	0.00	0.00	0.40
Date	30-Jun-2020	31-May-2022	21-Dec-2022	30-Dec-2025
Comments:	Targets not yet achieved as Ghana EOF implementation is currently ongoing following the signing of contracts with Social Investors (SIs) and Service Providers (SPs).			

Support the national COVID-19 response for continued learning, recovery and resilience in basic educ				
► Number of lesson modules developed for radio, TV or online dissemination for basic education (disaggregated by grade and subject) (Number, Custom)				
	Baseline	Actual (Previous)	Actual (Current)	End Target
Value	0.00	1,641.00	1,641.00	100.00
Date	30-Apr-2020	31-May-2022	31-May-2022	30-Nov-2021
Comments:	For television			
► Number of teachers trained in using distance learning methods (disaggregated by gender) (cumulative) (Number, Custom)				
	Baseline	Actual (Previous)	Actual (Current)	End Target
Value	0.00	70,607.00	70,607.00	40,000.00
Date	24-Apr-2020	31-May-2022	30-Nov-2021	30-Nov-2021
Comments:	Public primary trained school teachers covering grades KG1 and KG2 as well as P1 to P6: ~70,000 teachers The number of teachers trained was 70,607 (of which female teachers are 29,088 or 41.2%). This represents 74% of the total 96,000 teachers in the 10,000 GALOP schools. Training modules have been developed and uploaded on the Learning Management System. In 2021 an estimated 40,000 teachers will be trained representing 42 percent of teachers in program areas. Training of all 283,008 teachers in			



public basic school is scheduled to commence in September 2021. (this will include 46,895 KG teachers; 125,094 primary teachers; and 111,019 JHS or lower secondary teachers).

Number of teachers trained in using distance learning methods (disaggregated by gender) Cumulative - Female (Number, Custom Breakdown)

	Baseline	Actual (Previous)	Actual (Current)	End Target
Value	0.00	29,088.00	29,088.00	18,000.00
Date	24-Apr-2020	31-May-2022	30-Nov-2021	30-Nov-2021

Percentage of children previously enrolled who return to school once schools reopen (disaggregated by gender and children with disabilities) (Percentage, Custom)

	Baseline	Actual (Previous)	Actual (Current)	End Target
Value	0.00	98.00	98.00	80.00
Date	24-Apr-2020	31-May-2022	30-Nov-2021	30-Nov-2021

Comments: An estimated 5,806,083 children are enrolled in basic schools (of which 2,874,367 are girls) are enrolled in basic schools in Ghana. 100% of them returned to school when schools reopened after the pandemic. The number of children who returned to school is estimated as the total enrollment in public basic education schools based on data used to disburse capitation grants.

Percentage of children previously enrolled who return to school once schools reopen - girls (Percentage, Custom Breakdown)

	Baseline	Actual (Previous)	Actual (Current)	End Target
Value	0.00	49.90	49.90	80.00
Date	24-Apr-2020	31-May-2022	31-May-2022	30-Nov-2021

Percentage of children previously enrolled who return to school once schools reopen - children with disability (Percentage, Custom Breakdown)

	Baseline	Actual (Previous)	Actual (Current)	End Target
Value	0.00	0.00	0.00	80.00
Date	24-Apr-2020	31-May-2022	31-May-2022	30-Nov-2021

Number of children in targeted schools provided access to functional hand washing facilities (cumulative) (Number, Custom)

	Baseline	Actual (Previous)	Actual (Current)	End Target
Value	0.00	5,806,803.00	5,806,803.00	1,500,000.00
Date	30-Apr-2020	31-May-2022	30-Nov-2020	30-Nov-2021

Percentage of teachers who return to school once schools reopen (disaggregated by gender) (Percentage, Custom)

	Baseline	Actual (Previous)	Actual (Current)	End Target
--	----------	-------------------	------------------	------------



Value	0.00	100.00	87.00	85.00
Date	30-Apr-2020	31-May-2022	30-Nov-2021	30-Nov-2021
Comments:	Percentage of teachers who returned to school in January 2020 after the school closure was 291,032 (87%) compared to the number of teachers in school in 2019 of 335,795 teachers.			
<input type="checkbox"/> Percentage of teachers who return to school once schools reopen (female) (Percentage, Custom Breakdown)				
	Baseline	Actual (Previous)	Actual (Current)	End Target
Value	0.00	--	85.00	85.00
Date	30-Apr-2020	--	01-Nov-2021	30-Nov-2021
► Establishment of functional Learning Management System (Yes/No, Custom)				
	Baseline	Actual (Previous)	Actual (Current)	End Target
Value	No	Yes	Yes	Yes
Date	24-Apr-2020	31-May-2022	30-Nov-2021	30-Nov-2021
Comments:	A Learning Management System (Edmodo LMS) established by the Ghana Education Service (GES) is adapted to host materials aligned to Ghana's curriculum. The Edmodo LMS was launched during the National Education Week on November 5, 2020 (www.edmodo.com.gh). The LMS provides a platform for online-learning and on-going communication and teacher between students, parents, and teachers. The MOE and GES plan to integrate the LMS platform with all existing distance learning modules and to make this available on laptops, tablets, and smart phones			
► Government policy on Technology Use in Schools and Bring Your Own Device reviewed and endorsed (Yes/No, Custom)				
	Baseline	Actual (Previous)	Actual (Current)	End Target
Value	No	No	Yes	Yes
Date	24-Apr-2020	31-May-2022	30-Nov-2021	30-Nov-2021
► Number of children (and % in the relevant age-group in the program area) supported with distance or homebased learning (Number, Custom)				
	Baseline	Actual (Previous)	Actual (Current)	End Target
Value	0.00	--	4,446,000.00	3,500,000.00
Date	30-Apr-2020	--	30-Nov-2021	30-Nov-2021
Comments:	Number of children receiving materials printed and distributed across all 260 districts in Ghana.			
<input type="checkbox"/> Number of children (and % of children in the relevant age-group in the program area) supported with distance or home based learning (female) (Number, Custom Breakdown)				
	Baseline	Actual (Previous)	Actual (Current)	End Target



Value	0.00	--	2,200,770.00	1,750,000.00
Date	30-Apr-2020	--	30-Nov-2021	30-Nov-2021

Overall Comments

GALOP AF Component 5: COVID-19 Accelerated Response Funding closed November 30, 2021 with satisfactory rating on Project Development Objective (PDO) and Implementation Progress (IP).

Performance-Based Conditions

► PBC 1 (In grant agreement (GA) PBC1.0a) Lesson observation tools harmonized by NIB and approved by MoE (Yes/No, Process, 8,000,000.00, 100.00%)				
	Baseline	Actual (Previous)	Actual (Current)	December 31, 2025
Value	No	Yes	Yes	--
Date	--	31-May-2022	31-May-2022	--

► PBC 2 (GA: PBC1.0b) National INSET Framework developed by NTC and GES and approved by MoE (Yes/No, Process, 5,000,000.00, 100.00%)				
	Baseline	Actual (Previous)	Actual (Current)	December 31, 2025
Value	No	Yes	Yes	--
Date	--	31-May-2022	31-May-2022	--

► PBC 3 (GA: PBC1.1) Baseline on teaching practices in targeted schools established (Yes/No, Process, 10,000,000.00, 0.00%)				
	Baseline	Actual (Previous)	Actual (Current)	December 31, 2025
Value	No	No	No	--
Date	--	31-May-2022	31-May-2022	--



►PBC 4 (GA: PBC1.2) Number of targeted schools trained in targeted instruction (Number, Output, 10,000,000.00, 0.00%)				
	Baseline	Actual (Previous)	Actual (Current)	December 31, 2025
Value	0.00	70,607.00	70,607.00	--
Date	--	31-May-2022	31-May-2022	--

►PBC 5 (GA: PBC1.3.1 - 1.3.4) Number of targeted schools with continuous coaching and mentoring support (Number, Output, 12,000,000.00, 0.00%)				
	Baseline	Actual (Previous)	Actual (Current)	December 31, 2025
Value	0.00	0.00	0.00	--
Date	--	31-May-2022	31-May-2022	--

►PBC 6 (GA: PBC1.4) Percentage point increase from baseline in percent of targeted schools with teaching practices meeting inspection standards of teaching practices (Percentage, Intermediate Outcome, 5,000,000.00, 0.00%)				
	Baseline	Actual (Previous)	Actual (Current)	December 31, 2025
Value	0.00	0.00	0.00	--
Date	--	31-May-2022	31-May-2022	--

►PBC 7 (GA: PBC2.0a) Agreed targeting criteria applied to list of public schools to identify targeted schools (Yes/No, Process, 6,500,000.00, 100.00%)				
	Baseline	Actual (Previous)	Actual (Current)	December 31, 2025
Value	No	Yes	Yes	--
Date	--	31-May-2022	31-May-2022	--

►PBC 8 (GA: PBC2.0b) Guidelines for learning grants developed by GES and approved by MOE (Yes/No, Process, 6,500,000.00, 100.00%)				
	Baseline	Actual (Previous)	Actual (Current)	December 31, 2025



Value	No	Yes	Yes	--
Date	--	31-May-2022	31-May-2022	--

► PBC 9 (GA: PBC2.1) Number of targeted schools receiving first allocation of learning grants (Number, Output, 10,000,000.00, 0.00%)				
	Baseline	Actual (Previous)	Actual (Current)	December 31, 2025
Value	0.00	0.00	0.00	--
Date	--	31-May-2022	31-May-2022	--

► PBC 10 (GA: PBC2.2.1 - 2.2.4) Number of targeted schools utilizing at least 80% of learning grant (Number, Output, 40,000,000.00, 0.00%)				
	Baseline	Actual (Previous)	Actual (Current)	December 31, 2025
Value	0.00	0.00	0.00	--
Date	--	31-May-2022	31-May-2022	--

► PBC 11 (GA: PBC3.0) Accountability for Learning framework developed by participating agencies and approved by MoE (Yes/No, Process, 4,000,000.00, 0.00%)				
	Baseline	Actual (Previous)	Actual (Current)	December 31, 2025
Value	No	Yes	Yes	--
Date	--	31-May-2022	31-May-2022	--

► PBC 12 (GA: PBC3.1) Accountability dashboard developed by MoE and is functional (Yes/No, Output, 6,000,000.00, 0.00%)				
	Baseline	Actual (Previous)	Actual (Current)	December 31, 2025
Value	No	No	No	--
Date	--	31-May-2022	31-May-2022	--



► PBC 13 (GA: PBC3.2.1 - 3.2.4) Number of schools using accountability dashboard data during cluster-level meetings (Number, Output, 6,000,000.00, 0.00%)

	Baseline	Actual (Previous)	Actual (Current)	December 31, 2025
Value	0.00	0.00	0.00	--
Date	--	31-May-2022	31-May-2022	--

► PBC 14 Timely disbursement of capitation grants (Yes/No, Output, 6,000,000.00, 0.00%)

	Baseline	Actual (Previous)	Actual (Current)	December 31, 2025
Value	No	Yes	No	--
Date	--	31-May-2022	21-Dec-2022	--

► PBC 15 (GA: PBC4.0) National Assessment Strategy developed by NaCCA and approved by MoE (Yes/No, Process, 3,000,000.00, 100.00%)

	Baseline	Actual (Previous)	Actual (Current)	December 31, 2025
Value	No	Yes	Yes	--
Date	--	31-May-2022	31-May-2022	--

► PBC 16 (GA: PBC4.1) Operational plan for rollout of P4 mathematics and English assessment developed by NaCCA (Yes/No, Process, 4,000,000.00, 0.00%)

	Baseline	Actual (Previous)	Actual (Current)	December 31, 2025
Value	No	No	No	--
Date	--	31-May-2022	31-May-2022	--

► PBC 17 (GA: PBC4.2) Baseline on P4 mathematics and English proficiency in targeted schools established (Yes/No, Output, 4,000,000.00, 0.00%)



	Baseline	Actual (Previous)	Actual (Current)	December 31, 2025
Value	No	No	No	--
Date	--	31-May-2022	31-May-2022	--

►PBC 18 (GA: PBC4.3) Increase from baseline established in PBC4.2 in percent of P4 pupils in targeted schools with proficiency in mathematics and English (Text, Outcome, 4,000,000.00, 0.00%)

	Baseline	Actual (Previous)	Actual (Current)	December 31, 2025
Value	0.00	No	No	--
Date	--	31-May-2022	31-May-2022	--

►PBC 19 (GA: PBC5.0) Review of teacher deployment and transfer strategy completed by GES and approved by MoE (Yes/No, Process, 3,000,000.00, 100.00%)

	Baseline	Actual (Previous)	Actual (Current)	December 31, 2025
Value	No	Yes	Yes	--
Date	--	31-May-2022	31-May-2022	--

►PBC 20 (GA: PBC5.1.1 - 5.1.5) Percentage of targeted KG schools with PTTR below 50:1 (Percentage, Intermediate Outcome, 4,000,000.00, 0.00%)

	Baseline	Actual (Previous)	Actual (Current)	December 31, 2025
Value	74.00	75.00	75.00	--
Date	--	31-May-2022	31-May-2022	--

►PBC 21 (GA: PBC5.2.1 - 5.2.5) Percentage of targeted primary schools with PTTR below 50:1 (Percentage, Intermediate Outcome, 3,000,000.00, 0.00%)

	Baseline	Actual (Previous)	Actual (Current)	December 31, 2025
Value	75.00	75.00	75.00	--



Date	--	31-May-2022	31-May-2022	--
------	----	-------------	-------------	----

►PBC 22 (GA: PBC6.1) Improved placement, retention and learning gains for OOSC (Text, Outcome, 11,100,000.00, 0.00%)				
	Baseline	Actual (Previous)	Actual (Current)	December 31, 2025
Value	No	No	No	--
Date	--	31-May-2022	31-May-2022	--

►PBC 23 (GA: PBC6.2) Improved average learning gains in P2 and P4 numeracy and literacy in EOF-beneficiary schools (Text, Outcome, 13,900,000.00, 0.00%)				
	Baseline	Actual (Previous)	Actual (Current)	December 31, 2025
Value	No	No	No	--
Date	--	31-May-2022	31-May-2022	--

►PBC 24 (GA: PBC7.1) Number of lesson modules developed for radio, TV or online dissemination for basic education (disaggregated by grade and subject) (Number, Output, 5,100,000.00, 100.00%)				
	Baseline	Actual (Previous)	Actual (Current)	December 31, 2025
Value	0.00	1,641.00	1,641.00	--
Date	--	31-May-2022	31-May-2022	--

►PBC 25 (GA: PBC7.2a) Teacher training modules on digital literacy developed and uploaded online (Yes/No, Process, 400,000.00, 0.00%)				
	Baseline	Actual (Previous)	Actual (Current)	December 31, 2025
Value	No	No	No	--
Date	--	31-May-2022	31-May-2022	--



► PBC 26 (GA: PBC7.2b) Number of teachers trained in using distance learning methods (disaggregated by gender) (cumulative) (Number, Output, 1,200,000.00, 0.00%)

	Baseline	Actual (Previous)	Actual (Current)	December 31, 2025
Value	0.00	70,607.00	70,607.00	--
Date	--	31-May-2022	31-May-2022	--

► PBC 27 (GA: PBC7.3) Back to school media campaign broadcasted in all 16 regions (Yes/No, Output, 4,100,000.00, 0.00%)





	Baseline	Actual (Previous)	Actual (Current)	December 31, 2025
Value	No	Yes	Yes	--
Date	--	31-May-2022	31-May-2022	--

► PBC 28 (GA: PBC7.4) Establishment of functional Learning Management System (Yes/No, Output, 4,000,000.00, 0.00%)

	Baseline	Actual (Previous)	Actual (Current)	December 31, 2025
Value	No	Yes	Yes	--
Date	--	31-May-2022	31-May-2022	--

Data on Financial Performance

Disbursements (by loan)

Project	Loan/Credit/TF	Status	Currency	Original	Revised	Cancelled	Disbursed	Undisbursed	% Disbursed
P165557	IDA-64820	Effective	USD	150.00	150.00	0.00	47.55	94.01	 34%
P165557	TF-B0846	Effective	USD	23.90	23.90	0.00	5.84	18.06	 24%
P165557	TF-B3009	Closed	USD	14.80	14.80	0.00	14.80	0.00	 100%
P165557	TF-B3026	Effective	USD	22.00	22.00	0.00	1.80	20.20	 8.2%

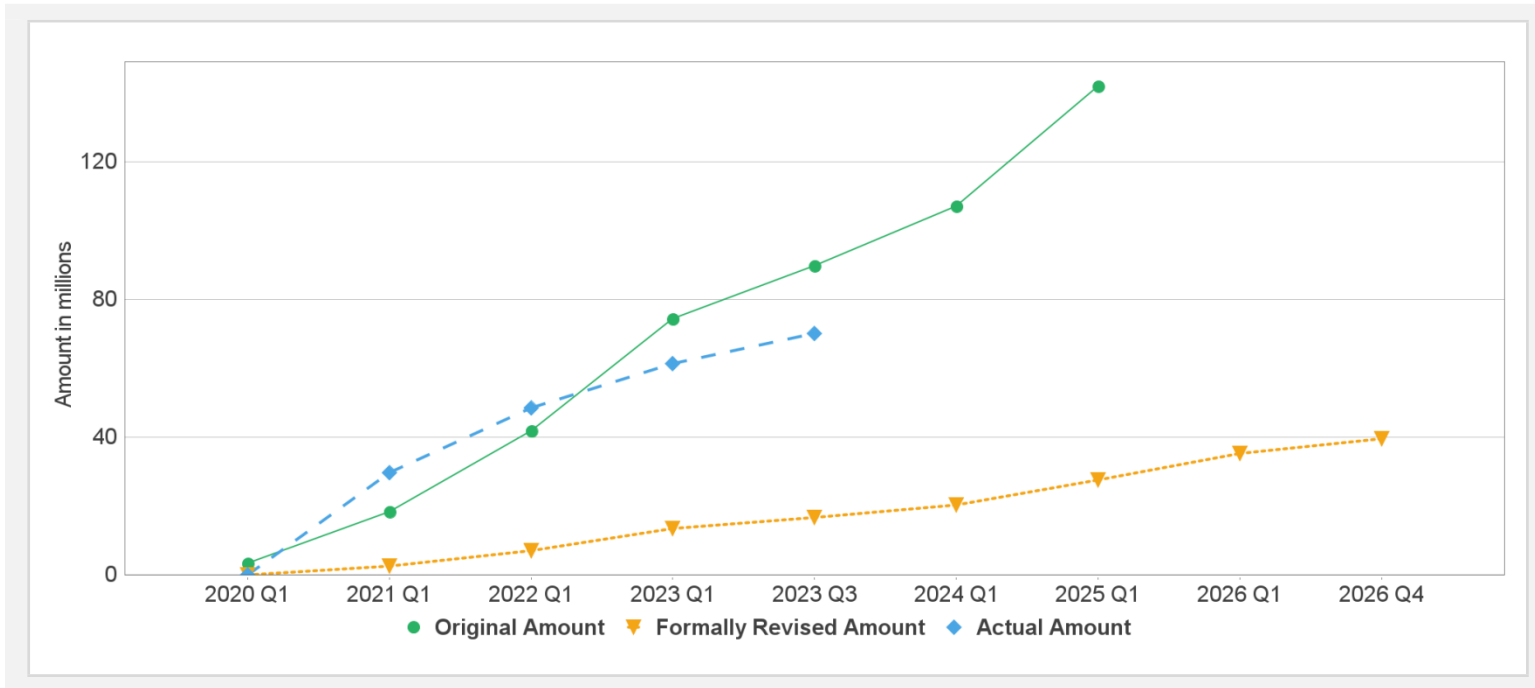
Key Dates (by loan)

Project	Loan/Credit/TF	Status	Approval Date	Signing Date	Effectiveness Date	Orig. Closing Date	Rev. Closing Date
---------	----------------	--------	---------------	--------------	--------------------	--------------------	-------------------



P165557	IDA-64820	Effective	24-Oct-2019	17-Jan-2020	16-Apr-2020	31-Dec-2024	31-Dec-2024
P165557	TF-B0846	Effective	14-Apr-2020	14-Apr-2020	16-Apr-2020	31-Dec-2024	31-Dec-2024
P165557	TF-B3009	Closed	08-Jul-2020	21-Jul-2020	21-Jul-2020	30-Nov-2021	30-Nov-2021
P165557	TF-B3026	Effective	08-Jul-2020	21-Jul-2020	21-Jul-2020	31-Dec-2025	31-Dec-2025

Cumulative Disbursements



Restructuring History

There has been no restructuring to date.

Related Project(s)

P173282-Ghana Accountability for Learning Outcomes Project Additional Financing