



Urban Productive Safety Net and Jobs Project (P169943)

EASTERN AND SOUTHERN AFRICA | Ethiopia | Social Protection & Jobs Global Practice |
IBRD/IDA | Investment Project Financing | FY 2021 | Seq No: 7 | ARCHIVED on 20-Dec-2023 | ISR58779 |

Implementing Agencies: FEDERAL DEMOCRATIC REPUBLIC OF ETHIOPIA, Ministry of Labor and Skills, Ministry of Urban Development and Infrastructure, Ministry of Women and Social Affairs

Key Dates

Key Project Dates

Bank Approval Date: 30-Sep-2020

Effectiveness Date: 29-Jan-2021

Planned Mid Term Review Date: 01-Sep-2023

Actual Mid-Term Review Date: 23-Oct-2023

Original Closing Date: 31-Dec-2025

Revised Closing Date: 31-Dec-2025

Project Development Objectives

Project Development Objective (from Project Appraisal Document)

The project will support the Government of Ethiopia (GoE) in improving the incomes of the urban poor and the labor market inclusion of disadvantaged urban youth.

Has the Project Development Objective been changed since Board Approval of the Project Objective?

No

Components Table

Name

Expand the Urban Productive Safety Net to Improve the Urban Environment:(Cost \$446.10 M)
Foster Urban Youth Employment:(Cost \$55.20 M)
Strengthen Social Assistance and Services for the Urban Poor and Destitute:(Cost \$66.40 M)
Institutional Strengthening, Project Management and Monitoring and Evaluation:(Cost \$40.30 M)
Contingent Emergency Response

Overall Ratings

Name	Previous Rating	Current Rating
Progress towards achievement of PDO	<input type="checkbox"/> Satisfactory	<input type="checkbox"/> Satisfactory
Overall Implementation Progress (IP)	<input type="checkbox"/> Satisfactory	<input type="checkbox"/> Satisfactory
Overall Risk Rating	<input type="checkbox"/> Substantial	<input type="checkbox"/> Substantial

Implementation Status and Key Decisions

In general, the project's progress towards the achievement of the PDO is satisfactory. The Project Development Objective (PDO) is to support the Government of Ethiopia (GoE) in improving the incomes of the urban poor and the labor market inclusion of disadvantaged urban youth. The following indicates the project's component status. The project has made significant progress with 77 cities (except 6 in Tigray and 1 in Afar) implementing the public works activities. Overall, (i) 492,136 urban residents and 8000 refugees are benefitting from Public Works and livelihoods activities; (ii) 750,000 internally displaced (IDPs) and 51,000 returnees are receiving cash transfers and reintegration grants; (iii) 155,639 people with disability, elderly and orphans are benefitting from social assistance program (cash transfer and linkages to social services); (iv) more than 15,000 young people are benefited from digital and job search skills training and apprenticeship program; and (v) more than 13,000 homeless are



benefiting from rehabilitation and reintegration support. The project has seen greater collaboration and synergy among the implementing ministries at the federal level. Notwithstanding these positive developments, the Mid-term Review (MTR) mission noted that a delay in a few of the components and sub-components (i.e., Phase 2 Refugee and Host Integration through the Safety Net (RHISN), Fostering Urban Youth and Management and Information System (MIS). However, the project has a funding gap of up to US\$90 million because of the activation of the Contingent Emergency Response Component (CERC), the low disbursement rate of counterpart funding, and a loss due to Special Drawing Rights (SDR) to USD exchange rate changes.

Risks

Systematic Operations Risk-rating Tool

Risk Category	Rating at Approval	Previous Rating	Current Rating
Political and Governance	☐ Substantial	☐ Substantial	☐ Substantial
Macroeconomic	☐ Substantial	☐ Substantial	☐ Substantial
Sector Strategies and Policies	☐ Moderate	☐ Moderate	☐ Moderate
Technical Design of Project or Program	☐ Moderate	☐ Moderate	☐ Moderate
Institutional Capacity for Implementation and Sustainability	☐ Substantial	☐ Substantial	☐ Substantial
Fiduciary	☐ Substantial	☐ Substantial	☐ Substantial
Environment and Social	☐ Substantial	☐ Substantial	☐ Substantial
Stakeholders	☐ Moderate	☐ Substantial	☐ Substantial
Other	☐ Substantial	☐ Substantial	☐ Substantial
Overall	☐ Substantial	☐ Substantial	☐ Substantial

Results

PDO Indicators by Objectives / Outcomes

Increase in income of urban safety net beneficiaries				
▶ Increase in household consumption of Public Works and PDS households as a result of the project (Percentage) (Percentage, Custom)				
	Baseline	Actual (Previous)	Actual (Current)	End Target
Value	0.00	0.00	0.00	40.00
Date	01-Aug-2020	30-Nov-2021	30-Nov-2023	31-Jul-2025

Wage employment for youth				



► Share of participating youth who are wage-employed three months after completion of the apprenticeship (Percentage, Custom)				
	Baseline	Actual (Previous)	Actual (Current)	End Target
Value	0.00	0.00	0.00	60.00
Date	01-Aug-2020	30-Nov-2021	30-Nov-2023	31-Jul-2025

Reintegration of homeless				
► Homeless integrated socially, economically or through education (Percentage, Custom)				
	Baseline	Actual (Previous)	Actual (Current)	End Target
Value	0.00	0.00	33.00	40.00
Date	31-Jul-2020	30-Nov-2021	30-Nov-2023	31-Jul-2025

Overall Comments

The project's PDO outcomes are still relevant. Project is on track to achieve its PDO outcomes/targets. There have been some delays in the project's Impact Evaluation. Results and achievements to the outcome indicators will be available by Mid 2024.

Intermediate Results Indicators by Components

Expand the urban productive safety net to improve the urban environment				
► Beneficiaries of social safety net programs (Number, Corporate)				
	Baseline	Actual (Previous)	Actual (Current)	End Target
Value	0.00	0.00	1,487,620.00	1,590,200.00
Date	01-Jul-2020	08-Dec-2021	30-Nov-2023	01-Jul-2025
Comments:	This is a new indicator included after restructuring the project to capture all the core beneficiaries of safety net.			
□ Beneficiaries of social safety net programs - Female (Number, Corporate Supplement)				
	Baseline	Actual (Previous)	Actual (Current)	End Target
Value	0.00	0.00	743,810.00	795,100.00
► Public Works beneficiaries in the bottom two quintiles (Percentage, Custom)				



	Baseline	Actual (Previous)	Actual (Current)	End Target
Value	0.00	0.00	0.00	70.00
Date	30-Jun-2020	08-Dec-2021	30-Nov-2023	30-Jun-2025
► WHR Public Works beneficiaries (WHR enrolled) (Number, Custom)				
	Baseline	Actual (Previous)	Actual (Current)	End Target
Value	0.00	0.00	8,610.00	81,000.00
Date	30-Jun-2020	08-Dec-2021	30-Nov-2023	30-Jun-2025
☐ Refugee Public Works beneficiaries (Number, Custom Breakdown)				
	Baseline	Actual (Previous)	Actual (Current)	End Target
Value	0.00	0.00	3,612.00	34,020.00
Date	30-Jun-2020	08-Dec-2021	30-Nov-2023	30-Jun-2025
☐ Host community Public Works beneficiaries (Number, Custom Breakdown)				
	Baseline	Actual (Previous)	Actual (Current)	End Target
Value	0.00	0.00	4,998.00	46,980.00
Date	30-Jun-2020	08-Dec-2021	30-Nov-2023	30-Jun-2025
► Livelihood services beneficiaries who secured a new job or set up/expanded a business and are still in the new job/operating the business 6 months after receiving the grant (Percentage, Custom)				
	Baseline	Actual (Previous)	Actual (Current)	End Target
Value	0.00	0.00	0.00	35.00
Date	30-Jun-2020	08-Dec-2021	30-Nov-2023	30-Jun-2025
► Payments delivered to safety net beneficiaries within 7 days of the end of each month (Percentage, Custom)				
	Baseline	Actual (Previous)	Actual (Current)	End Target
Value	0.00	0.00	90.00	90.00
Date	30-Jun-2020	08-Dec-2021	30-Nov-2023	01-Jul-2025
► Public works subprojects with maintenance plan (Percentage, Custom)				
	Baseline	Actual (Previous)	Actual (Current)	End Target
Value	0.00	0.00	92.00	100.00



Date	30-Jun-2020	08-Dec-2021	30-Nov-2023	30-Jun-2025
► PW beneficiaries satisfied with program services (Percentage, Custom)				
	Baseline	Actual (Previous)	Actual (Current)	End Target
Value	0.00	0.00	0.00	80.00
Date	30-Jun-2020	08-Dec-2021	30-Nov-2023	30-Jun-2025
Comments:	The process evaluation has been delayed.			
► Public work sites with child care facilities (Percentage, Custom)				
	Baseline	Actual (Previous)	Actual (Current)	End Target
Value	0.00	0.00	20.00	25.00
Date	01-Jul-2020	21-Mar-2022	30-Nov-2023	01-Jul-2025
Comments:	This indicator has been included under the 1st Additional Financing /restructuring.			
► Public Work Beneficiaries (Excluding RHISN) (Number, Custom)				
	Baseline	Actual (Previous)	Actual (Current)	End Target
Value	0.00	--	492,136.00	531,800.00
Date	01-Jul-2020	--	30-Nov-2023	30-Jun-2025
Comments:	This is revised during the restructuring to only capture the PW beneficiaries excluding the RHISN PW beneficiaries.			
□ Public Work Beneficiaries (Excluding RHISN) - Female (Number, Custom Supplement)				
	Baseline	Actual (Previous)	Actual (Current)	End Target
Value	0.00	--	285,439.00	265,900.00
Foster Urban Youth Employment				
► Beneficiaries of job-focused interventions (Number, Corporate)				
	Baseline	Actual (Previous)	Actual (Current)	End Target
Value	0.00	0.00	33,724.00	57,498.00
Date	01-Jul-2020	08-Dec-2021	30-Nov-2023	01-Jul-2025
Comments:	Target has been reduced to 57,498 from 80,000 during restructuring.			



<input type="checkbox"/> Beneficiaries of job-focused interventions - Female (Number, Corporate Supplement)				
	Baseline	Actual (Previous)	Actual (Current)	End Target
Value	0.00	0.00	22,455.00	28,749.00
► Beneficiaries of Job Centers (Number, Custom)				
	Baseline	Actual (Previous)	Actual (Current)	End Target
Value	0.00	0.00	0.00	9,000.00
Date	27-Jun-2020	08-Dec-2021	30-Nov-2023	30-Jun-2025
Comments:	The target has been reduced from 18,000 to 9000. The service centers are currently under refurbishment.			
<input type="checkbox"/> Proportion of female Beneficiaries of Job Centers (Percentage, Custom Supplement)				
	Baseline	Actual (Previous)	Actual (Current)	End Target
Value	0.00	0.00	0.00	50.00
► Youth placed in apprenticeship who complete the 6-month apprenticeship program (Percentage, Custom)				
	Baseline	Actual (Previous)	Actual (Current)	End Target
Value	0.00	0.00	41.80	70.00
Date	30-Jun-2020	08-Dec-2021	30-Nov-2023	30-Jun-2025
<input type="checkbox"/> Proportion of women among those who complete the 6 month apprenticeship program (Percentage, Custom Supplement)				
	Baseline	Actual (Previous)	Actual (Current)	End Target
Value	0.00	0.00	70.00	50.00
Strengthen social assistance and services for the urban poor and destitute				
► Urban destitute/homeless receiving services for their reintegration (Number, Custom)				
	Baseline	Actual (Previous)	Actual (Current)	End Target
Value	0.00	0.00	8,906.00	14,000.00
Date	01-Aug-2020	08-Dec-2021	30-Nov-2023	31-Jul-2025
► Permanent Direct Support (PDS) beneficiaries (Number, Custom)				
	Baseline	Actual (Previous)	Actual (Current)	End Target
Value	0.00	0.00	155,639.00	163,808.00



Date	30-Jun-2020	08-Dec-2021	30-Nov-2023	30-Jun-2025
□ Proportion of women among Permanent Direct Support program beneficiaries (Percentage, Custom Supplement)				
	Baseline	Actual (Previous)	Actual (Current)	End Target
Value	0.00	0.00	59.10	50.00
▶ PDS beneficiaries enrolled in free community-based health insurance (Percentage, Custom)				
	Baseline	Actual (Previous)	Actual (Current)	End Target
Value	0.00	0.00	66.00	50.00
Date	30-Jun-2020	08-Dec-2021	30-Nov-2023	30-Jun-2025

Institutional strengthening, Project Management and M&E				
▶ Cities providing regular quarterly progress reports (Percentage, Custom)				
	Baseline	Actual (Previous)	Actual (Current)	End Target
Value	0.00	0.00	100.00	100.00
Date	30-Jun-2020	08-Dec-2021	30-Nov-2023	30-Jun-2025
▶ Establishment of a functioning MIS at the federal and city levels (Yes/No, Custom)				
	Baseline	Actual (Previous)	Actual (Current)	End Target
Value	No	No	No	Yes
Date	30-Jun-2020	08-Dec-2021	30-Nov-2023	30-Jun-2025
▶ PW and PDS beneficiaries included in the beneficiary registry with full PMT data (Percentage, Custom)				
	Baseline	Actual (Previous)	Actual (Current)	End Target
Value	0.00	0.00	100.00	100.00
Date	30-Jun-2020	08-Dec-2021	30-Nov-2023	30-Jun-2025
▶ Complaints to GRM committees satisfactorily addressed within three months of initial complaint being recorded (Percentage, Custom)				
	Baseline	Actual (Previous)	Actual (Current)	End Target
Value	0.00	99.00	100.00	90.00
Date	30-Jun-2020	08-Dec-2021	30-Nov-2023	30-Jun-2025
Comments:	Nearly all complaints regarding targeting submitted to the GRM committees have been resolved.			



► Availability of Report on Occupational Health and Safety (OHS) measures (Yes/No, Custom)				
	Baseline	Actual (Previous)	Actual (Current)	End Target
Value	No	Yes	Yes	Yes
Date	30-Jun-2020	08-Dec-2021	30-Nov-2023	30-Jun-2025
► Women in complaint and appeal committees (Percentage, Custom)				
	Baseline	Actual (Previous)	Actual (Current)	End Target
Value	0.00	0.00	55.00	50.00
Date	01-Jul-2020	21-Mar-2022	30-Nov-2023	01-Jul-2025
Contingent Emergency Response Component				
► IDPs that benefited from unconditional temporary cash transfers (Number, Custom)				
	Baseline	Actual (Previous)	Actual (Current)	End Target
Value	0.00	--	770,397.00	733,200.00
Date	01-Aug-2022	--	30-Nov-2023	30-Jun-2025
Comments:	This is a new indicator after the CERC activation.			
► IDP households provided with recovery grants (Number, Custom)				
	Baseline	Actual (Previous)	Actual (Current)	End Target
Value	0.00	--	83,923.00	122,400.00
Date	01-Aug-2022	--	30-Nov-2023	30-Jun-2025
Comments:	This is a new indicator after the activation of CERC and restructuring			
► Returnees that benefited from unconditional temporary cash transfers (Number, Custom)				
	Baseline	Actual (Previous)	Actual (Current)	End Target
Value	0.00	--	51,932.00	66,400.00
Date	01-Aug-2022	--	30-Nov-2023	30-Jun-2025
Comments:	This is a new indicator after the activation of CERC and restructuring			






▶ Returnees provided with reintegration grants (Number, Custom)				
	Baseline	Actual (Previous)	Actual (Current)	End Target
Value	0.00	--	37,027.00	66,400.00
Date	01-Aug-2022	--	30-Nov-2023	30-Jun-2025
Comments:	This is a new indicator after the activation of CERC and restructuring			

Performance-Based Conditions

Data on Financial Performance

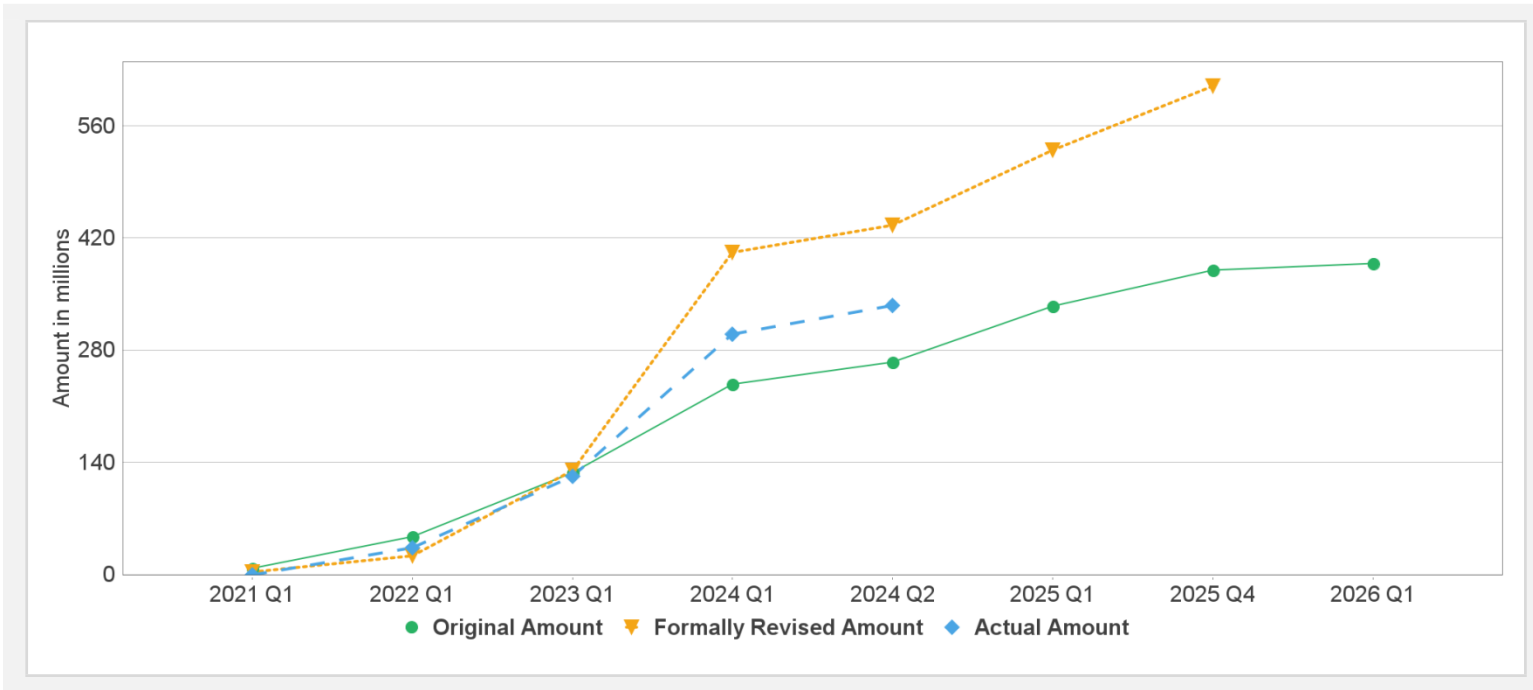
Disbursements (by loan)

Project	Loan/Credit/TF	Status	Currency	Original	Revised	Cancelled	Disbursed	Undisbursed	% Disbursed
P169943	IDA-D7320	Effective	USD	400.00	400.00	0.00	335.76	39.10	 90%
P169943	TF-B8764	Effective	USD	6.00	6.00	0.00	0.00	6.00	 0%
P169943	TF-B8808	Effective	USD	22.00	22.00	0.00	0.00	22.00	 0%

Key Dates (by loan)

Project	Loan/Credit/TF	Status	Approval Date	Signing Date	Effectiveness Date	Orig. Closing Date	Rev. Closing Date
P169943	IDA-D7320	Effective	30-Sep-2020	07-Oct-2020	29-Jan-2021	31-Dec-2025	31-Dec-2025
P169943	TF-B8764	Effective	23-Sep-2022	14-Oct-2022	14-Oct-2022	30-Jun-2024	30-Jun-2024
P169943	TF-B8808	Effective	23-Sep-2022	14-Oct-2022	14-Oct-2022	30-Jun-2025	30-Jun-2025

Cumulative Disbursements



Restructuring History

Level 2 Approved on 04-Oct-2023

Related Project(s)

P176515-Additional Financing - Urban Productive Safety Net and Jobs Project ,P177654-Additional Financing-The Urban Productive Safety Net and Jobs Project ,P181550-Urban Productive Safety Net and Jobs Project Second Additional Financing