



Color Key

Improvement

Deterioration

No Change

The gender data landscape highlights opportunities for enhancing gender equality outcomes in Kazakhstan to support productivity and wealth gains, reduce poverty and increase shared prosperity.

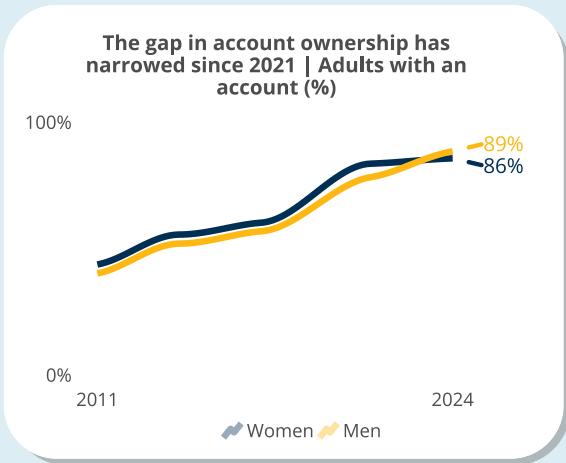
Click the indicators below to explore the [World Bank Gender Data Portal](#).

		Year	Latest*	Comparison		
			Value	ECA	UMC	World
Progress in ending all forms of gender-based violence						
Proportion of women subjected to physical and/or sexual violence in the last 12 months (% of ever partnered women ages 15-49)	Female	2018	6.00	6.32	8.75	NA
Women who were first married by 18 (% of women 20-24)	Female	2015	7.00	NA	NA	NA
Adolescent fertility rate (births per 1,000 women 15-19)		2023	18.2	11.7	23.4	39.1
Stronger and more resilient human capital						
Learning poverty: Share of children at the end-of-primary age below minimum reading proficiency (%)	Female	2021	7.44	6.59	14.2	50.0
	Male	2021	13.4	8.31	17.2	53.7
School enrollment, tertiary (% gross)	Female	2023	62.1	88.9	70.1	46.4
	Male	2023	51.2	74.0	58.3	40.3
Female share of graduates from STEM programs, tertiary (%)		2019	31.6	NA	NA	NA
Fraction of children under 5 not stunted	Female	2020	0.92	NA	NA	NA
	Male	2020	0.92	NA	NA	NA
Mortality from cardiovascular disease, cancer, diabetes, or chronic respiratory disease between ages 30 and 70 (%)	Female	2021	15.4	11.2	13.2	15.6
	Male	2021	28.0	20.7	20.0	21.0
More and better jobs, including jobs of the future						
Labor force participation rate (% 15+)	Female	2024	66.0	51.3	53.5	49.1
	Male	2024	75.9	66.0	72.6	73.2
Wage and salaried workers (% of employment)	Female	2023	76.0	86.4	57.9	52.6
	Male	2023	73.3	80.1	56.7	51.6
Employment in agriculture (% of employment)	Female	2023	10.7	6.15	17.2	25.9
	Male	2023	13.5	7.55	22.8	26.2
Vulnerable employment (% of employment)	Female	2023	23.3	11.4	39.5	45.1
	Male	2023	25.2	14.9	38.3	43.4
Share of youth not in education, employment or training (% of youth population)	Female	NA	NA	13.0	21.2	NA
	Male	NA	NA	10.8	13.4	NA
Youth unemployment (% of labor force 15-24)	Female	2024	4.77	15.0	18.3	15.3
	Male	2024	3.05	13.7	16.2	13.2
Percentage of women's economic rights (%)		2023	75.6	85.8	78.3	77.9
Greater ownership and use of economic assets						
Received a public sector pension (% age 15+)	Female	2024	16.3	24.1	8.73	9.93
	Male	2024	15.0	19.8	7.55	8.83
Account at a financial institution (% age 15+)	Female	2024	85.7	85.6	82.5	76.6
	Male	2024	88.5	90.2	85.6	80.9
Saved at a financial institution or using a mobile money account (% 15+)	Female	2024	33.7	NA	52.7	NA
	Male	2024	42.2	NA	58.0	NA
Wider access to and use of enabling services						
Proportion of time spent on unpaid domestic and care work (% of 24 hour day)	Female	2018	19.0	NA	NA	NA
	Male	2018	6.25	NA	NA	NA
Individuals using the Internet (% of population)	Female	2023	91.8	86.6	75.8	61.6
	Male	2023	94.1	89.2	77.3	67.2
Used a mobile phone or the internet to pay bills (% age 15+)	Female	2024	52.9	47.8	60.6	31.8
	Male	2024	49.0	53.0	63.1	37.0
Advances in women's participation in decision-making						
Female share of employment in senior and middle management (%)		NA	NA	NA	NA	NA
Firms with female participation in ownership (% of firms)		2024	30.1	34.4	35.9	33.9
Proportion of seats held by women in national parliaments (%)		2024	19.4	31.5	27.2	27.0
Proportion of women in ministerial level positions (%)		2024	14.3	27.4	20.3	22.9

* Latest value shows the latest available country value for the indicator. Color coding of the latest country value represents a more than 10 percent change upward or downward from the country's baseline value from 10 years (+/- 2 years) prior to latest value. No coloring applied whenever there is no data for baseline or when latest available value is prior to 2020.

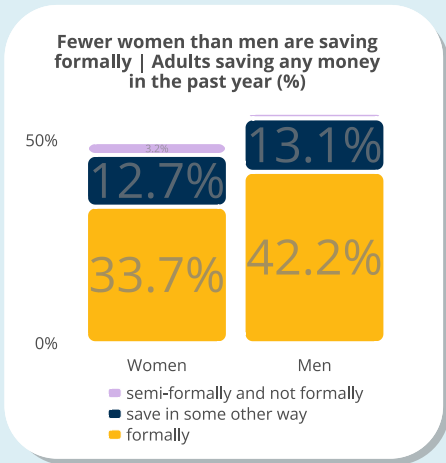


Account ownership unlocks access to financial products

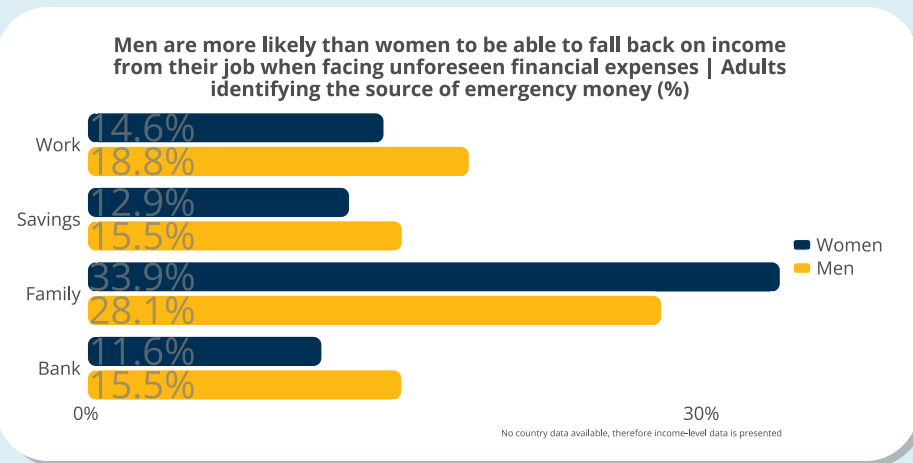
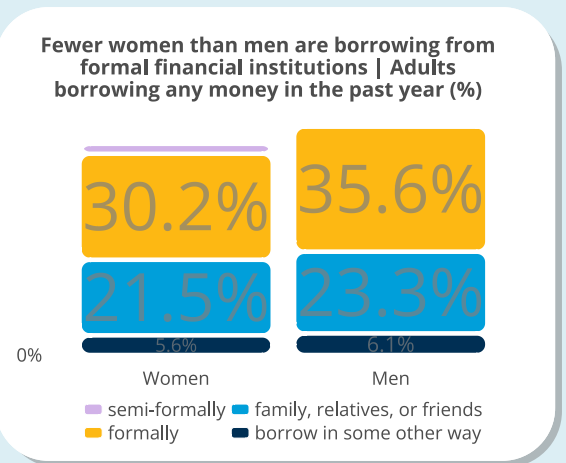


Women in the labor force are more likely to have an account

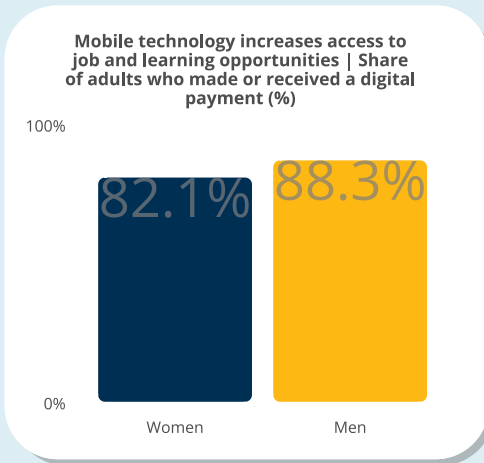
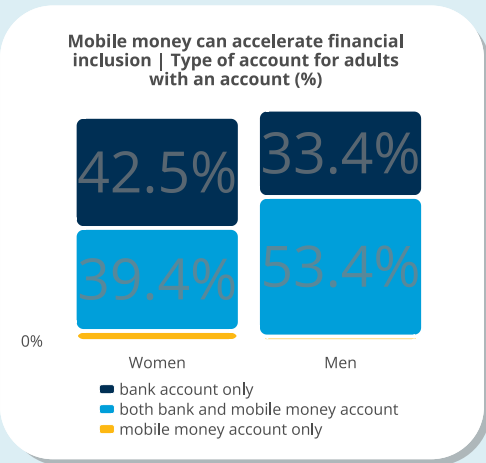
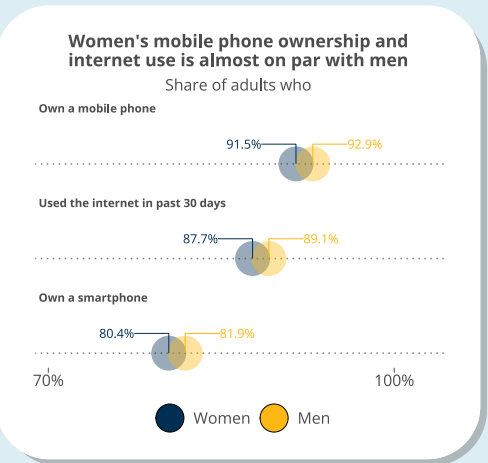
95% of women who are in the labor force have a bank account, but only **74%** of women out of the labor force have a bank account



Access to capital helps build businesses and create jobs



Digital connectivity can unlock and accelerate access to finance and jobs



Learn More

Gender

- World Bank Group Gender Strategy 2024-2030
- World Bank Gender Data Portal

Financial Inclusion

- Women Entrepreneurs Finance Initiative (We-Fi)
- The Global Findex Database

Digital Inclusion

- Using Digital Solutions to Address Barriers to Female Entrepreneurship
- Increasing Access to Technology for Inclusion