



# BANGLADESH GENDER LANDSCAPE

This briefing showcases the gender landscape in Bangladesh on key indicators helpful for monitoring gender equality and designing effective policy interventions. Gender equality fosters productivity gains, minimizes losses in wealth, reduces poverty, boosts shared prosperity, and supports green, resilient, and inclusive development.

Click the measures below to explore the [World Bank Gender Data Portal](#).

Compared to:	Base Year	Region
>10% Higher Value	↗	
Equal/No Change	→	
>10% Lower Value	↘	
No Data	---	

		Country Performance				Peer Comparison			
		Baseline		Latest		Latest			
		Value	Year	Value	Year	SAS	LMC	World	
<b>Foundational Well-being: End Gender-Based Violence and Elevate Human Capital</b>									
Proportion of women subjected to physical and/or sexual violence in the last 12 months (% of ever partnered women ages 15-49)		NA	NA	---	<b>23.0</b>	2018	18.8	16.9	NA
Women who were first married by 18 (% of women 20-24)		64.9	2011	↘	<b>51.4</b>	2019	NA	NA	NA
Literacy rate (% ages 15-24)	Female	79.5	2011	↗	<b>95.9</b>	2020	90.9	90.2	91.5
	Male	76.4	2011	↗	<b>93.2</b>	2020	94.4	93.4	93.9
School enrollment, tertiary (% gross)	Female	11.1	2011	↗	<b>20.8</b>	2022	27.4	27.0	44.8
	Male	16.0	2011	↗	<b>24.8</b>	2022	27.2	26.2	39.1
Adolescent fertility rate (births per 1,000 women 15-19)		101	2011	↘	<b>75.5</b>	2021	28.9	44.5	42.5
Maternal mortality ratio (modeled estimate per 100,000 live births)		301	2011	↘	<b>123</b>	2020	138	255	223
Sex ratio at birth (male births per female births)		1.04	2011	→	<b>1.05</b>	2021	1.07	1.06	1.06
Contraceptive prevalence, any modern method (% of married women 15-49)		52.1	2011	↗	<b>59.1</b>	2019	52.2	47.2	55.7
Fraction of children under 5 not stunted	Female	0.58	2010	↗	<b>0.70</b>	2020	NA	NA	NA
	Male	0.59	2010	↗	<b>0.69</b>	2020	NA	NA	NA
Mortality from chronic vascular disease, cancer, diabetes or cardiorespiratory disease between 30 and 70 (%)	Female	16.9	2011	→	<b>16.2</b>	2019	19.6	18.9	14.8
	Male	23.0	2011	→	<b>21.2</b>	2019	25.0	25.0	21.7
<b>Economic Participation: Expand and Enable Economic Opportunities</b>									
Labor force participation rate (% 15+)	Female	31.2	2011	↗	<b>37.0</b>	2022	28.1	35.2	47.8
	Male	83.4	2011	→	<b>80.3</b>	2022	76.0	74.3	72.9
Wage and salaried workers (% of employment)	Female	18.6	2011	↗	<b>33.2</b>	2022	23.5	28.6	53.1
	Male	45.2	2011	→	<b>45.9</b>	2022	28.8	34.9	51.3
Employment in agriculture (% of employment)	Female	61.7	2011	↘	<b>55.2</b>	2022	59.2	46.8	25.6
	Male	41.0	2011	↘	<b>28.4</b>	2022	35.4	34.9	26.9
Share of youth not in education, employment or training (% of youth population)	Female	44.9	2010	→	<b>47.8</b>	2022	42.5	36.8	NA
	Male	14.5	2010	↘	<b>10.9</b>	2022	11.1	11.1	NA
Age dependency ratio (% of working-age population)		59.6	2011	↘	<b>47.1</b>	2022	51.0	56.5	55.2
Women who do not own land (% of women 15-49)		NA	NA	---	<b>NA</b>	NA	NA	NA	NA
Men who do not own land (% of men)		NA	NA	---	<b>NA</b>	NA	NA	NA	NA
Financial institution account (% 15+)	Female	26.0	2011	↗	<b>30.6</b>	2021	64.3	55.6	71.9
	Male	37.3	2011	↗	<b>45.3</b>	2021	67.3	61.3	76.0
Used a mobile phone or the internet to pay bills (% 15+)	Female	NA	NA	---	<b>4.72</b>	2021	5.40	8.43	31.8
	Male	NA	NA	---	<b>16.8</b>	2021	12.9	14.8	37.0
Female share of employment in senior and middle management (%)		10.0	2010	↗	<b>11.5</b>	2017	NA	NA	NA
<b>Leadership: Engage Women as Leaders</b>									
Firms with female participation in ownership (% of firms)		16.1	2007	↘	<b>6.70</b>	2022	18.4	32.5	33.3
Proportion of seats held by women in national parliaments (%)		19.7	2011	→	<b>20.9</b>	2022	18.2	21.8	26.5
Proportion of women in ministerial level positions (%)		16.0	2010	↘	<b>10.0</b>	2022	11.2	18.0	22.8
Women participating in decisions related to health care, purchases, and visiting family (% of women age 15-49)		46.0	2011	↗	<b>59.4</b>	2018	NA	NA	NA

Note: The South Asia (SAS) region includes 8 countries (all income levels), as classified by The World Bank Group. Bangladesh is a lower middle income (LMC) country, which includes 54 countries with a Gross National Income (GNI) per capita from \$1,136 to \$4,465 (calculated using the World Bank Atlas method). Data and definitions can be found on the [Gender Data Portal](#). Data is as of March 17, 2024.

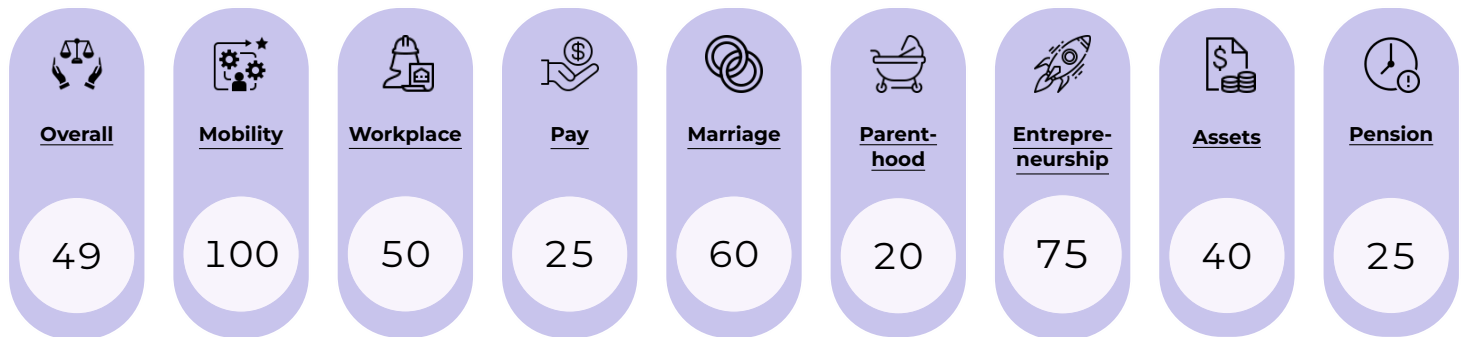
Country Baseline provides a reference from 1990 to 2011. Latest Value shows the latest available value from 2012 onwards. The arrow icon represents country increases or decreases over 10 percent relative to the base year. Peer Comparison shows how Bangladesh performs relative to its peers in the region, income group, and the world. Color coding represents values 10 percent above or below its peers in the region.



# BANGLADESH GENDER LANDSCAPE

## Women, Business and the Law in Bangladesh

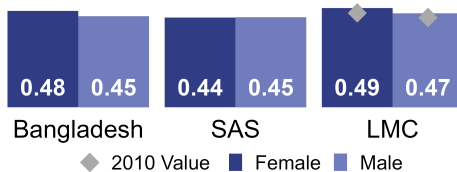
**Women, Business and the Law (WBL) 2023** presents an index covering 190 economies, structured around the life cycle of a working woman. In total, 35 questions are scored across eight indicators. **Bangladesh scores 49 out of 100**, while the regional average across South Asia is 64.



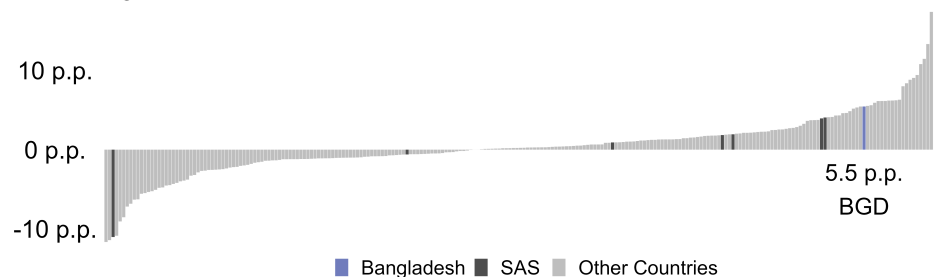
## A Closer Look at Gender Equality in Bangladesh

Despite some progress, gender gaps, gender-based violence, and disadvantageous social norms facing women and girls persist, and gains in human capital of women and girls remain untapped. Turning human capital investments into economic gains means addressing multiple barriers to women's economic empowerment, including improving their voice and agency.

Human Capital Index Score (0-1)  
Baseline compared to 2020



Change in Female Labor Force Participation 2012-2022 (p.p.)  
Ages 15+



### Unpacking the Numbers in Bangladesh

**48 percent**

A girl born today will be 48 percent as productive as if she enjoyed full education, health, and employment **(2020)**

**7 in 25**

28 percent of women 15 to 19 years old have had children or are currently pregnant **(2018)**

**23 percent**

23 percent of women were subjected to physical or sexual violence in the last 12 months **(2018)**

**1 in 5**

20 percent of surveyed women find it justifiable for a man to beat his wife for any reason **(2018)**

**3.6 times**

A man is 3.6 times as likely to have used a mobile phone or the internet to pay bills **(2021)**

## LEARN MORE

**The World Bank in Gender:** This portal features the latest research, news, and events around gender equality in international development.

**Women, Business and the Law:** This portal includes reports, data, and news on the laws and regulations that affect women's economic opportunity.

**World Bank Gender Strategy (2024-2030):** The new Strategy puts forward the bold ambition to accelerate gender equality for a sustainable, resilient, and inclusive future.

**World Bank Gender Data Portal:** This open data tool shares the latest statistics and research to improve understanding and inform policy choices.

**SAS Gender Innovation Lab:** This page features policy research by the GIL, evaluating innovative solutions to close priority gender gaps in the region.

