



# YEMEN, REP. GENDER LANDSCAPE

This briefing showcases the gender landscape in Yemen, Rep. on key indicators helpful for monitoring gender equality and designing effective policy interventions. Gender equality fosters productivity gains, minimizes losses in wealth, reduces poverty, boosts shared prosperity, and supports green, resilient, and inclusive development.

Click the measures below to explore the [World Bank Gender Data Portal](#).

Compared to:	Base Year	Region
>10% Higher Value	↗	
Equal/No Change	→	
>10% Lower Value	↘	
No Data	---	

	Country Performance						Peer Comparison		
	Baseline		Latest		Latest				
	Value	Year	Value	Year	MNA	LIC	World		
<b>Foundational Well-being: End Gender-Based Violence and Elevate Human Capital</b>									
Proportion of women subjected to physical and/or sexual violence in the last 12 months (% of ever partnered women ages 15-49)	NA	NA	---	NA	NA	15.3	22.5	NA	
Women who were first married by 18 (% of women 20-24)	48.4	1997	↘	31.9	2013	NA	NA	NA	
Literacy rate (% ages 15-24)	Female	65.7	2006	→	64.1	2013	88.7	71.3	91.5
	Male	92.8	2004	---	NA	NA	92.6	77.6	93.9
Lower secondary completion rate (% of relevant group)	Female	32.2	2010	↗	41.9	2016	74.4	38.2	77.0
	Male	51.5	2010	→	55.7	2016	72.5	42.9	76.3
Female share of graduates from STEM programs, tertiary (%)	NA	NA	---	NA	NA	NA	NA	NA	
Adolescent fertility rate (births per 1,000 women 15-19)	74.0	2011	↘	54.4	2021	35.0	95.6	42.5	
Maternal mortality ratio (modeled estimate per 100,000 live births)	155	2011	↗	183	2020	56.0	409	223	
Contraceptive prevalence, any modern method (% of married women 15-49)	19.6	2006	↗	29.2	2013	NA	30.6	55.7	
Fraction of children under 5 not stunted	Female	0.44	2010	↗	0.55	2020	NA	NA	NA
	Male	0.42	2010	↗	0.52	2020	NA	NA	NA
Mortality from chronic vascular disease, cancer, diabetes or cardiorespiratory disease between 30 and 70 (%)	Female	24.3	2011	→	24.8	2019	17.4	21.6	14.8
	Male	30.2	2011	→	30.6	2019	22.9	25.3	21.7
<b>Economic Participation: Expand and Enable Economic Opportunities</b>									
Labor force participation rate (% 15+)	Female	8.75	2011	↘	5.02	2022	18.7	55.2	47.8
	Male	68.2	2011	↘	60.3	2022	71.2	74.4	72.9
Wage and salaried workers (% of employment)	Female	32.8	2011	→	34.5	2022	75.3	13.4	53.1
	Male	53.4	2011	↘	46.3	2022	71.2	23.1	51.3
Employment in agriculture (% of employment)	Female	33.7	2011	↗	45.9	2022	12.8	62.2	25.6
	Male	25.2	2011	↗	28.1	2022	13.3	56.2	26.9
Received a public sector pension (% 15+)	Female	NA	NA	---	3.16	2022	6.40	1.85	9.93
	Male	NA	NA	---	4.42	2022	10.2	2.88	8.83
Share of youth not in education, employment or training (% of youth population)	Female	NA	NA	---	69.7	2014	NA	NA	NA
	Male	NA	NA	---	22.1	2014	NA	NA	NA
Age dependency ratio (% of working-age population)	84.9	2011	↘	72.9	2022	55.3	82.7	55.2	
Financial institution account (% 15+)	Female	1.09	2011	↗	5.44	2022	44.8	20.3	71.9
	Male	6.36	2011	↗	18.4	2022	58.3	27.8	76.0
Used a mobile phone or the internet to pay bills (% 15+)	Female	NA	NA	---	0.89	2022	13.5	9.05	31.8
	Male	NA	NA	---	3.31	2022	22.1	13.1	37.0
Female share of employment in senior and middle management (%)	NA	NA	---	4.50	2014	NA	NA	NA	
<b>Leadership: Engage Women as Leaders</b>									
Firms with female participation in ownership (% of firms)	6.40	2010	→	6.60	2013	19.0	24.0	33.3	
Proportion of seats held by women in national parliaments (%)	0.33	2011	↘	0.00	2022	17.5	24.1	26.5	
Proportion of women in ministerial level positions (%)	5.90	2010	↘	0.00	2022	13.8	22.9	22.8	
Women participating in decisions related to health care, purchases, and visiting family (% of women age 15-49)	NA	NA	---	NA	NA	NA	NA	NA	

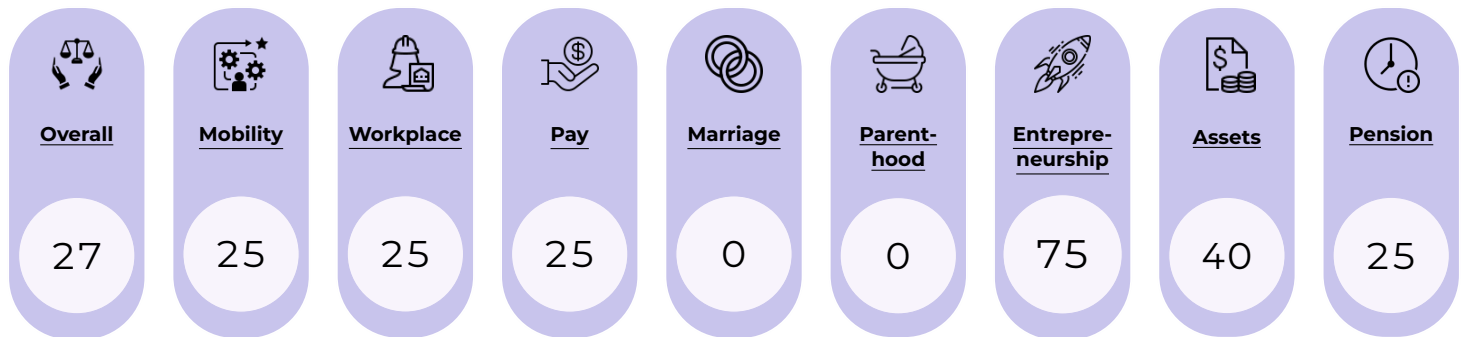
**Note:** The Middle East and North Africa (MNA) region includes 21 countries (all income levels), as classified by The World Bank Group. Yemen, Rep. is a low income (LIC) country, which includes 26 countries with a Gross National Income (GNI) per capita from \$0 to \$1,135 (calculated using the World Bank Atlas method). Data and definitions can be found on the [Gender Data Portal](#). Data is as of March 18, 2024. Country Baseline provides a reference from 1990 to 2011. Latest Value shows the latest available value from 2012 onwards. The arrow icon represents country increases or decreases over 10 percent relative to the base year. Peer Comparison shows how Yemen, Rep. performs relative to its peers in the region, income group, and the world. Color coding represents values 10 percent above or below its peers in the region.



# YEMEN, REP. GENDER LANDSCAPE

## Women, Business and the Law in Yemen, Rep.

**Women, Business and the Law (WBL) 2023** presents an index covering 190 economies, structured around the life cycle of a working woman. In total, 35 questions are scored across eight indicators. **Yemen, Rep. scores 27 out of 100**, while the regional average across Middle East and North Africa is 55.

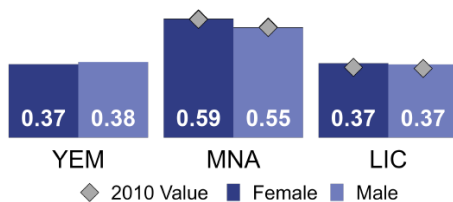


## A Closer Look at Gender Equality in Yemen, Rep.

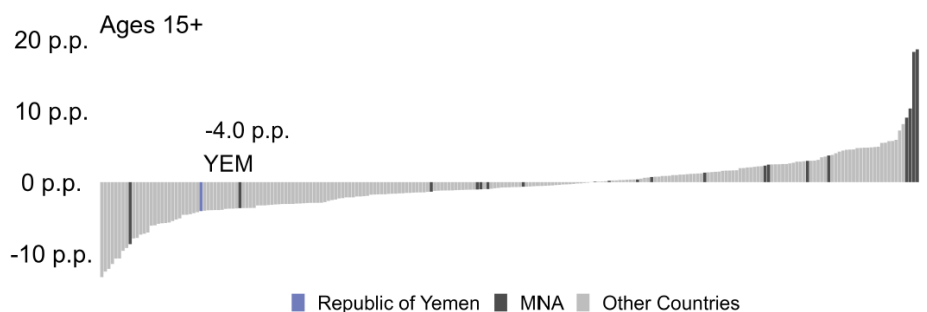
Despite some progress, gender gaps, gender-based violence, and disadvantageous social norms facing women and girls persist, and gains in human capital of women and girls remain untapped. Turning human capital investments into economic gains means addressing multiple barriers to women's economic empowerment, including improving their voice and agency.

### Human Capital Index Score (0-1)

Baseline compared to 2020



### Change in Female Labor Force Participation 2010-2020 (p.p.)



## Unpacking the Numbers in Yemen, Rep.

**37 percent**

A girl born today will be 37 percent as productive as if she enjoyed full education, health, and employment **(2020)**

**11 in 100**

11 percent of women 15 to 19 years old have had children or are currently pregnant **(2013)**

**18 percent**

18 percent of women ages 15 to 49 experienced female genital mutilation in their lifetime **(2013)**

**49 in 100**

49 percent of surveyed women find it justifiable for a man to beat his wife for any reason **(2013)**

**3.7 times**

A man is 3.7 times as likely to have used a mobile phone or the internet to pay bills **(2022)**

## LEARN MORE

**The World Bank in Gender:** This portal features the latest research, news, and events around gender equality in international development.

**Women, Business and the Law:** This portal includes reports, data, and news on the laws and regulations that affect women's economic opportunity.

**World Bank Gender Strategy (2024-2030):** The new Strategy puts forward the bold ambition to accelerate gender equality for a sustainable, resilient, and inclusive future.

**World Bank Gender Data Portal:** This open data tool shares the latest statistics and research to improve understanding and inform policy choices.

**MENA Gender Innovation Lab:** This page features policy research by the GIL, evaluating innovative solutions to close priority gender gaps in the region.

