



SAMOA GENDER LANDSCAPE

This briefing showcases the gender landscape in Samoa on key indicators helpful for monitoring gender equality and designing effective policy interventions. Gender equality fosters productivity gains, minimizes losses in wealth, reduces poverty, boosts shared prosperity, and supports green, resilient, and inclusive development.

Click the measures below to explore the [World Bank Gender Data Portal](#).

Compared to:	Base Year	Region
>10% Higher Value	↗	
Equal/No Change	→	
>10% Lower Value	↘	
No Data	---	

	Country Performance					Peer Comparison			
	Baseline		Latest		Latest				
	Value	Year	Value	Year	EAP	LMC	World		
Foundational Well-being: End Gender-Based Violence and Elevate Human Capital									
Proportion of women subjected to physical and/or sexual violence in the last 12 months (% of ever partnered women ages 15-49)	NA	NA	---	18.0	2018	7.93	16.9	NA	
Women who were first married by 18 (% of women 20-24)	NA	NA	---	7.40	2020	NA	NA	NA	
Literacy rate (% ages 15-24)	Female	99.5	2011	→	99.4	2021	99.1	90.2	91.5
	Male	99.0	2011	→	98.8	2021	99.0	93.4	93.9
School enrollment, tertiary (% gross)	Female	6.43	2000	↗	23.6	2021	63.9	27.0	44.8
	Male	7.23	2000	↗	11.8	2021	55.4	26.2	39.1
Female share of graduates from STEM programs, tertiary (%)		18.2	2000	---	NA	NA	NA	NA	NA
Adolescent fertility rate (births per 1,000 women 15-19)		46.3	2011	→	43.6	2021	20.2	44.5	42.5
Maternal mortality ratio (modeled estimate per 100,000 live births)		59.0	2011	→	59.0	2020	74.0	255	223
Contraceptive prevalence, any modern method (% of married women 15-49)		26.7	2009	↘	15.8	2020	70.2	47.2	55.7
Fraction of children under 5 not stunted	Female	NA	NA	---	0.96	2020	NA	NA	NA
	Male	NA	NA	---	0.94	2020	NA	NA	NA
Mortality from chronic vascular disease, cancer, diabetes or cardiorespiratory disease between 30 and 70 (%)	Female	30.2	2011	→	29.2	2019	12.5	18.9	14.8
	Male	34.4	2011	→	33.1	2019	21.2	25.0	21.7
Economic Participation: Expand and Enable Economic Opportunities									
Labor force participation rate (% 15+)	Female	41.1	2011	→	41.3	2022	58.7	35.2	47.8
	Male	66.6	2011	→	67.1	2022	73.8	74.3	72.9
Wage and salaried workers (% of employment)	Female	63.0	2011	→	67.1	2022	54.8	28.6	53.1
	Male	64.7	2011	→	63.6	2022	56.3	34.9	51.3
Employment in agriculture (% of employment)	Female	23.9	2011	↘	8.43	2022	19.5	46.8	25.6
	Male	32.9	2011	↘	26.6	2022	25.8	34.9	26.9
Share of youth not in education, employment or training (% of youth population)	Female	NA	NA	---	35.6	2017	NA	36.8	NA
	Male	NA	NA	---	22.4	2017	NA	11.1	NA
Proportion of time spent on unpaid domestic and care work (% of 24 hour day)	Female	NA	NA	---	NA	NA	NA	NA	NA
	Male	NA	NA	---	NA	NA	NA	NA	NA
Age dependency ratio (% of working-age population)		77.3	2011	→	74.8	2022	47.3	56.5	55.2
Financial institution account (% 15+)	Female	NA	NA	---	NA	NA	80.7	55.6	71.9
	Male	NA	NA	---	NA	NA	83.5	61.3	76.0
Used a mobile phone or the internet to pay bills (% 15+)	Female	NA	NA	---	NA	NA	46.9	8.43	31.8
	Male	NA	NA	---	NA	NA	49.9	14.8	37.0
Female share of employment in senior and middle management (%)		NA	NA	---	43.0	2017	NA	NA	NA
Leadership: Engage Women as Leaders									
Firms with female participation in ownership (% of firms)		79.8	2009	---	NA	NA	45.7	32.5	33.3
Proportion of seats held by women in national parliaments (%)		4.08	2011	↗	13.0	2022	21.9	21.8	26.5
Proportion of women in ministerial level positions (%)		23.1	2010	↗	30.8	2022	14.7	18.0	22.8
Women participating in decisions related to health care, purchases, and visiting family (% of women age 15-49)		NA	NA	---	NA	NA	NA	NA	NA

Note: The East Asia and Pacific (EAP) region includes 37 countries (all income levels), as classified by The World Bank Group. Samoa is a lower middle income (LMC) country, which includes 54 countries with a Gross National Income (GNI) per capita from \$1,136 to \$4,465 (calculated using the World Bank Atlas method). Data and definitions can be found on the [Gender Data Portal](#). Data is as of March 18, 2024.

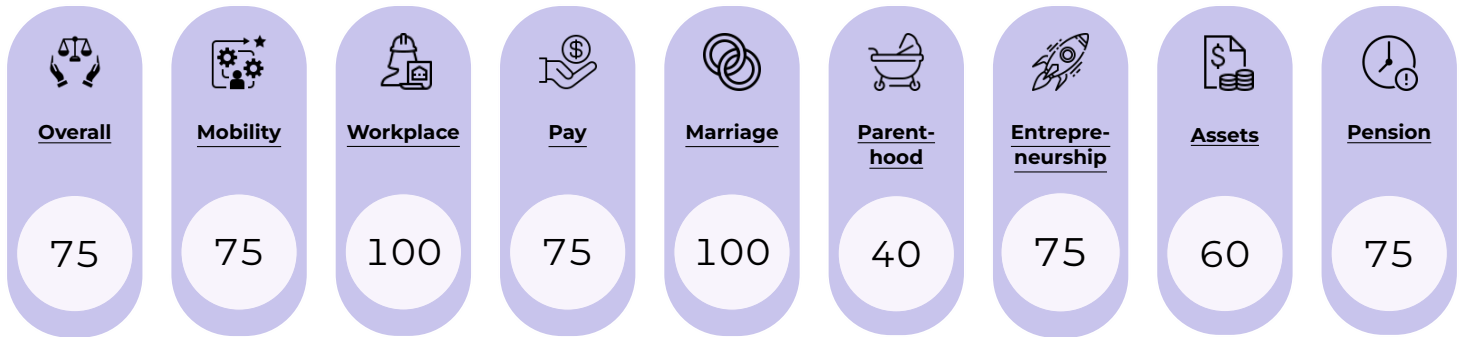
Country Baseline provides a reference from 1990 to 2011. Latest Value shows the latest available value from 2012 onwards. The arrow icon represents country increases or decreases over 10 percent relative to the base year. Peer Comparison shows how Samoa performs relative to its peers in the region, income group, and the world. Color coding represents values 10 percent above or below its peers in the region.



SAMOA GENDER LANDSCAPE

Women, Business and the Law in Samoa

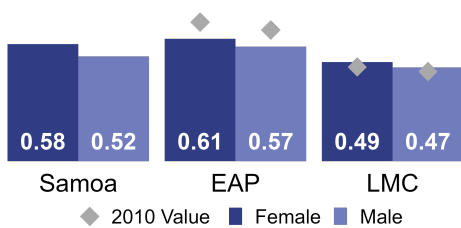
Women, Business and the Law (WBL) 2023 presents an index covering 190 economies, structured around the life cycle of a working woman. In total, 35 questions are scored across eight indicators. **Samoa scores 75 out of 100**, while the regional average across East Asia and Pacific is 73.



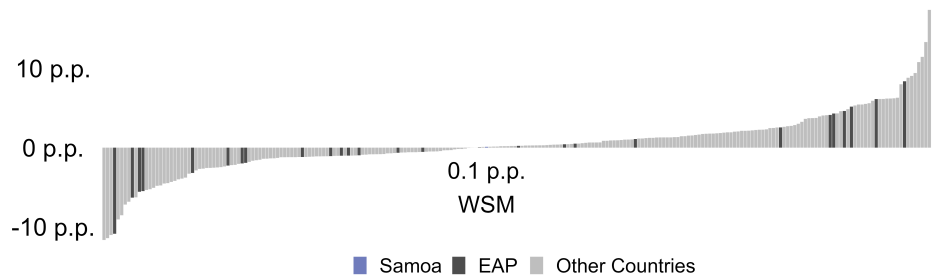
A Closer Look at Gender Equality in Samoa

Despite some progress, gender gaps, gender-based violence, and disadvantageous social norms facing women and girls persist, and gains in human capital of women and girls remain untapped. Turning human capital investments into economic gains means addressing multiple barriers to women's economic empowerment, including improving their voice and agency.

Human Capital Index Score (0-1)
Baseline compared to 2020



Change in Female Labor Force Participation 2012-2022 (p.p.)
Ages 15+



Unpacking the Numbers in Samoa

58 percent

A girl born today will be 58 percent as productive as if she enjoyed full education, health, and employment **(2020)**

26 points

Men and women have a 26 percentage point gap in labor force participation **(2022)**

18 percent

18 percent of women were subjected to physical or sexual violence in the last 12 months **(2018)**

6.7 times

Men hold 6.7 times as many seats in the national parliament as women **(2022)**

7 in 25

7 in 25 women ages 15 to 49 are in positions of vulnerable employment **(2022)**

LEARN MORE

The World Bank in Gender: This portal features the latest research, news, and events around gender equality in international development.

Women, Business and the Law: This portal includes reports, data, and news on the laws and regulations that affect women's economic opportunity.

World Bank Gender Strategy (2024-2030): The new Strategy puts forward the bold ambition to accelerate gender equality for a sustainable, resilient, and inclusive future.

World Bank Gender Data Portal: This open data tool shares the latest statistics and research to improve understanding and inform policy choices.

EAP Gender Innovation Lab: This page features policy research by the GIL, evaluating innovative solutions to close priority gender gaps in the region.

