



### Color Key

Improvement

Deterioration

No Change

The gender data landscape highlights opportunities for enhancing gender equality outcomes in Moldova to support productivity and wealth gains, reduce poverty and increase shared prosperity.

Click the indicators below to explore the [World Bank Gender Data Portal](#).

		Year	Latest*	Comparison		
			Value	ECA	UMC	World
<b>Progress in ending all forms of gender-based violence</b>						
Proportion of women subjected to physical and/or sexual violence in the last 12 months (% of ever partnered women ages 15-49)	Female	2018	9.00	6.32	8.75	NA
Women who were first married by 18 (% of women 20-24)	Female	2012	12.2	NA	NA	NA
Adolescent fertility rate (births per 1,000 women 15-19)		2023	23.0	11.7	23.4	39.1
<b>Stronger and more resilient human capital</b>						
Learning poverty: Share of children at the end-of-primary age below minimum reading proficiency (%)	Female	NA	NA	6.59	14.2	50.0
	Male	NA	NA	8.31	17.2	53.7
School enrollment, tertiary (% gross)	Female	2021	71.7	88.9	70.1	46.4
	Male	2021	51.3	74.0	58.3	40.3
Female share of graduates from STEM programs, tertiary (%)		2018	30.5	NA	NA	NA
Fraction of children under 5 not stunted	Female	2020	0.93	NA	NA	NA
	Male	2020	0.94	NA	NA	NA
Mortality from cardiovascular disease, cancer, diabetes, or chronic respiratory disease between ages 30 and 70 (%)	Female	2021	16.8	11.2	13.2	15.6
	Male	2021	34.3	20.7	20.0	21.0
<b>More and better jobs, including jobs of the future</b>						
Labor force participation rate (% 15+)	Female	2024	70.1	51.3	53.5	49.1
	Male	2024	71.7	66.0	72.6	73.2
Wage and salaried workers (% of employment)	Female	2023	40.5	86.4	57.9	52.6
	Male	2023	41.6	80.1	56.7	51.6
Employment in agriculture (% of employment)	Female	2023	52.2	6.15	17.2	25.9
	Male	2023	49.8	7.55	22.8	26.2
Vulnerable employment (% of employment)	Female	2023	59.4	11.4	39.5	45.1
	Male	2023	57.9	14.9	38.3	43.4
Share of youth not in education, employment or training (% of youth population)	Female	2023	12.1	13.0	21.2	NA
	Male	2023	14.6	10.8	13.4	NA
Youth unemployment (% of labor force 15-24)	Female	2024	3.29	15.0	18.3	15.3
	Male	2024	3.36	13.7	16.2	13.2
Percentage of women's economic rights (%)		2023	90.6	85.8	78.3	77.9
<b>Greater ownership and use of economic assets</b>						
Received a public sector pension (% age 15+)	Female	2024	31.6	24.1	8.73	9.93
	Male	2024	23.5	19.8	7.55	8.83
Account at a financial institution (% age 15+)	Female	2024	54.5	85.6	82.5	76.6
	Male	2024	56.7	90.2	85.6	80.9
Saved at a financial institution or using a mobile money account (% 15+)	Female	NA	NA	NA	52.7	NA
	Male	NA	NA	NA	58.0	NA
<b>Wider access to and use of enabling services</b>						
Proportion of time spent on unpaid domestic and care work (% of 24 hour day)	Female	2012	20.1	NA	NA	NA
	Male	2012	11.3	NA	NA	NA
Individuals using the Internet (% of population)	Female	NA	NA	86.6	75.8	61.6
	Male	NA	NA	89.2	77.3	67.2
Used a mobile phone or the internet to pay bills (% age 15+)	Female	2024	21.6	47.8	60.6	31.8
	Male	2024	25.0	53.0	63.1	37.0
<b>Advances in women's participation in decision-making</b>						
Female share of employment in senior and middle management (%)		NA	NA	NA	NA	NA
Firms with female participation in ownership (% of firms)		2024	39.4	34.4	35.9	33.9
Proportion of seats held by women in national parliaments (%)		2024	40.8	31.5	27.2	27.0
Proportion of women in ministerial level positions (%)		2024	35.7	27.4	20.3	22.9

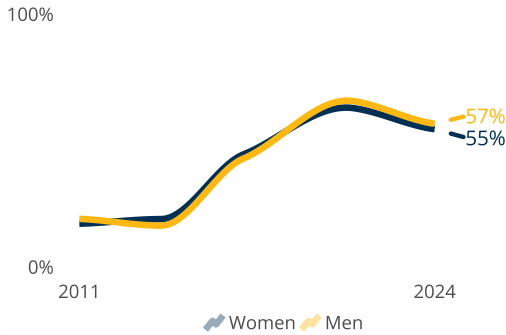
\* Latest value shows the latest available country value for the indicator. Color coding of the latest country value represents a more than 10 percent change upward or downward from the country's baseline value from 10 years (+/- 2 years) prior to latest value. No coloring applied whenever there is no data for baseline or when latest available value is prior to 2020.





## Account ownership unlocks access to financial products

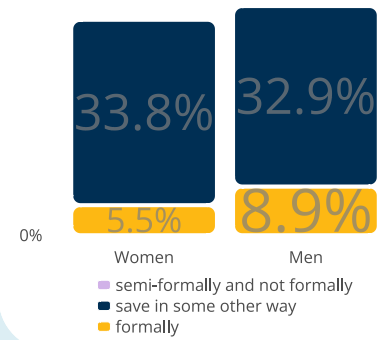
The gap in account ownership has narrowed since 2021 | Adults with an account (%)



Women in the labor force are more likely to have an account

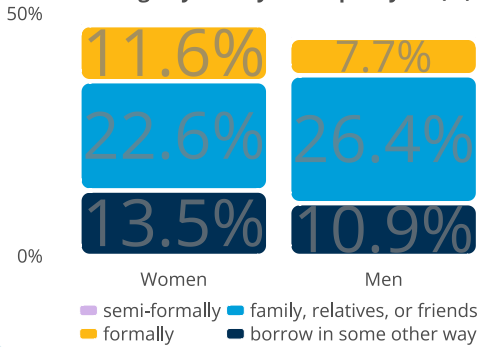
**64%** of women who are in the labor force have a bank account, but only **47%** of women out of the labor force have a bank account

Fewer women than men are saving formally | Adults saving any money in the past year (%)

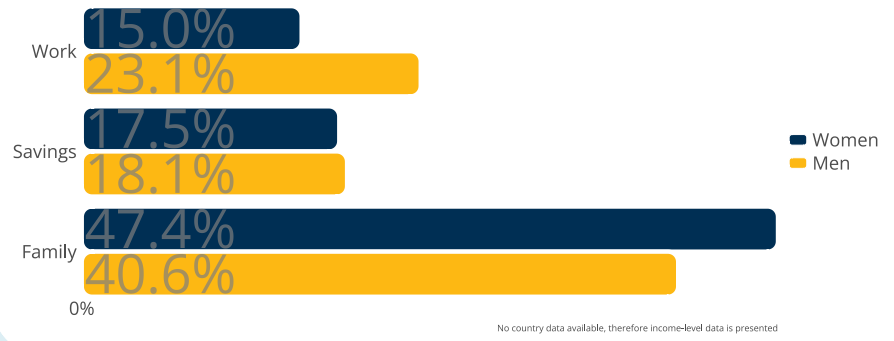


## Access to capital helps build businesses and create jobs

Fewer men than women are borrowing from formal financial institutions | Adults borrowing any money in the past year (%)

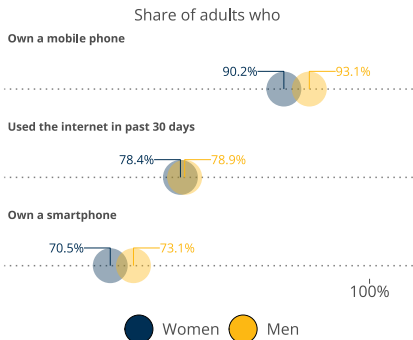


Men are more likely than women to be able to fall back on income from their job when facing unforeseen financial expenses | Adults identifying the source of emergency money (%)

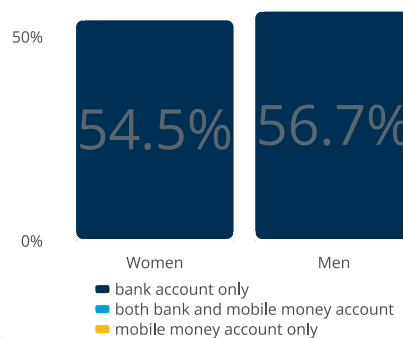


## Digital connectivity can unlock and accelerate access to finance and jobs

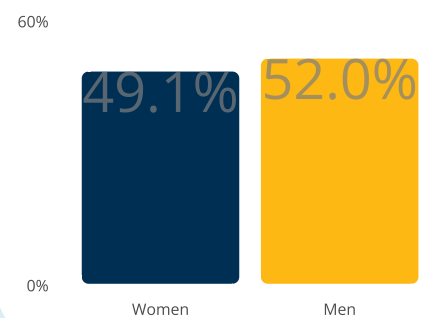
Rates of mobile phone ownership and internet use are higher among men than women.



Mobile money can accelerate financial inclusion | Type of account for adults with an account (%)



Mobile technology increases access to job and learning opportunities | Share of adults who made or received a digital payment (%)



### Learn More

#### Gender

- World Bank Group Gender Strategy 2024-2030
- World Bank Gender Data Portal

#### Financial Inclusion

- Women Entrepreneurs Finance Initiative (We-Fi)
- The Global Findex Database

#### Digital Inclusion

- Using Digital Solutions to Address Barriers to Female Entrepreneurship
- Increasing Access to Technology for Inclusion