



Ghana Productive Safety Net Project 2 (P175588)

WESTERN AND CENTRAL AFRICA | Ghana | Social Protection & Jobs Global Practice |
IBRD/IDA | Investment Project Financing | FY 2021 | Seq No: 7 | ARCHIVED on 06-Mar-2024 | ISR59780 |

Implementing Agencies: Ministry of Finance, Ministry of Gender Children and Social Protection (MoGCSP), Ministry of Local Government, Decentralization and Rural Development (MLGDRD), Republic of Ghana

Key Dates

Key Project Dates

Bank Approval Date: 30-Mar-2021

Effectiveness Date: 21-Jan-2022

Planned Mid Term Review Date: 30-Sep-2024

Actual Mid-Term Review Date:

Original Closing Date: 31-Dec-2025

Revised Closing Date: 31-Dec-2025

Project Development Objectives

Project Development Objective (from Project Appraisal Document)

To expand and enhance social safety nets that improve the incomes and productivity of the poor in Ghana

Has the Project Development Objective been changed since Board Approval of the Project Objective?

Yes

Board Approved Revised Project Development Objective (If project is formally restructured)

To expand and enhance social safety nets and provide access to productive income generating opportunities for the poor in Ghana

Components Table

Name

Productive Inclusion Program:(Cost \$27.00 M)
Labor-Intensive Public Works Program:(Cost \$47.00 M)
Safety Net Program Transfers:(Cost \$131.00 M)
Social Protection System Strengthening:(Cost \$36.00 M)
Project Management, Coordination, and Institutional Strengthening:(Cost \$19.00 M)
Contingent Emergency Response Component

Overall Ratings

Name	Previous Rating	Current Rating
Progress towards achievement of PDO	<input type="checkbox"/> Satisfactory	<input type="checkbox"/> Moderately Satisfactory
Overall Implementation Progress (IP)	<input type="checkbox"/> Satisfactory	<input type="checkbox"/> Moderately Satisfactory
Overall Risk Rating	<input type="checkbox"/> Substantial	<input type="checkbox"/> Substantial

Implementation Status and Key Decisions

The Additional Financing for GPSNP 2 was made effective on December 21, 2023. Implementation is progressing under all components and progress towards meeting the Project Development Objective is moderately satisfactory, as follows:



- **Component 1: Productive inclusion (PI).** The targeting of beneficiaries in rural areas is well-advanced, with 21,785 beneficiaries enrolled from 549 communities across 82 District Assemblies (DAs) of which 3,572 have received a start-up grant and are at mentoring and coaching stage of the program.
- **Component 2: Labor Intensive Public Works (LIPW).** 607 public works subprojects have been prepared and works have been initiated in 505 sites. 39,813 poor people are currently enrolled and undertaking the works with 68.0 percent being female.
- **Component 3: Livelihoods Empowerment Against Poverty (LEAP).** The LEAP cash transfer program is benefitting 350,551 households, comprising of 1,555,677 individuals. The transfer value given to households doubled in 2023 relative to 2022, and is set to double again as of the first payment in 2024. In addition, the Bank team is providing technical assistance to the Government of Ghana to undertake a reassessment of the existing LEAP beneficiary caseload towards the exit of those households that no longer meet the eligibility criteria. The Bank will also continue to support government in the process of enrollment of new extreme poor beneficiaries towards realizing its commitment to reach all extreme poor households by 2024.
- **Component 4: Social Protection System Strengthening:** Ghana National Household Registry (GNHR) data is available for 5 regions of the country, analysis for LEAP reassessment is underway, and efforts to make data available to users have been stepped up with three programs (LEAP, LIPW and World Food Programme) currently using the registry for eligibility determination. Data has been collected for another 3 regions and work with GSS is underway to confirm the roll out plan for GNHR completion to the other 8 regions of the country. With regards to the Single Window Citizen Engagement Service (SWCES), the team is working on increasing awareness through the production of jingles and education communication (IEC) materials, collaborating more closely with safety net programs to ensure SWCES is incorporated in sensitization and monitoring activities, and reinitiating the use of mobile phones to make the hotline available outside of business hours.
- **Component 5: Project management, coordination and institutional strengthening.** The component is continuing to support administrative, procurement, financial management capacity building, and project oversight activities for the effective implementation of the other components.
- **Component 6: Contingent Emergency Response Component** has not been activated as no eligible emergency has occurred.

Risks

Systematic Operations Risk-rating Tool

Risk Category	Rating at Approval	Previous Rating	Current Rating
Political and Governance	☐ Moderate	☐ Moderate	☐ Moderate
Macroeconomic	☐ Substantial	☐ Substantial	☐ Substantial
Sector Strategies and Policies	☐ Moderate	☐ Moderate	☐ Moderate
Technical Design of Project or Program	☐ Moderate	☐ Substantial	☐ Substantial
Institutional Capacity for Implementation and Sustainability	☐ Substantial	☐ Substantial	☐ Substantial
Fiduciary	☐ Moderate	☐ Substantial	☐ Substantial
Environment and Social	☐ Moderate	☐ Moderate	☐ Moderate
Stakeholders	☐ Low	☐ Low	☐ Low
Other	--	--	--
Overall	☐ Moderate	☐ Substantial	☐ Substantial

Results

PDO Indicators by Objectives / Outcomes



Provide Access to Productive Income Generating Opportunities				
▶ CLASS beneficiary households that start a new, or enhance an existing, income generating activity (IGA) (Number, Custom)				
	Baseline	Actual (Previous)	Actual (Current)	End Target
Value	0.00	0.00	21,785.00	60,000.00
Date	31-Mar-2022	15-Sep-2023	31-Jan-2024	31-Dec-2025
▶ Average annual earnings by LIPW participants (Amount(USD), Custom)				
	Baseline	Actual (Previous)	Actual (Current)	End Target
Value	0.00	128.92	194.39	120.00
Date	31-Mar-2022	15-Sep-2023	31-Dec-2023	31-Dec-2025
Expand social safety nets				
▶ Beneficiaries of labor market programs (Number, Corporate)				
	Baseline	Actual (Previous)	Actual (Current)	End Target
Value	0.00	8,803.00	21,785.00	60,000.00
Date	31-Mar-2022	15-Sep-2023	31-Jan-2024	31-Dec-2025
☐ Beneficiaries of labor market programs - Female (Number, Corporate Supplement)				
	Baseline	Actual (Previous)	Actual (Current)	End Target
Value	0.00	5,973.00	15,031.00	36,000.00
▶ Beneficiaries of social safety net programs (Number, Corporate)				
	Baseline	Actual (Previous)	Actual (Current)	End Target
Value	0.00	25,517.00	39,813.00	95,000.00
Date	31-Mar-2022	15-Sep-2023	31-Jan-2024	31-Dec-2025
☐ Beneficiaries of social safety net programs - Female (Number, Corporate Supplement)				
	Baseline	Actual (Previous)	Actual (Current)	End Target
Value	0.00	17,545.00	27,107.00	57,000.00
☐ Beneficiaries of Safety Nets programs - Cash-for-work, food-for-work and public works (number) (Number, Corporate Breakdown)				
	Baseline	Actual (Previous)	Actual (Current)	End Target



Value	0.00	25,517.00	39,813.00	95,000.00
Date	31-Mar-2022	15-Sep-2023	31-Jan-2024	31-Dec-2025
► Beneficiaries of social safety net programs (Number, Corporate)				
	Baseline	Actual (Previous)	Actual (Current)	End Target
Value	1,460,000.00	1,555,677.00	1,555,677.00	5,320,450.00
Date	31-Mar-2022	15-Sep-2023	31-Jan-2024	30-Dec-2025
□ Beneficiaries of social safety net programs - Female (Number, Corporate Supplement)				
	Baseline	Actual (Previous)	Actual (Current)	End Target
Value	730,000.00	852,137.00	852,137.00	900,000.00
► Persons with disabilities enrolled in PI and LIPW programs (Number, Custom)				
	Baseline	Actual (Previous)	Actual (Current)	End Target
Value	0.00	547.00	963.00	5,000.00
Date	05-Apr-2023	15-Sep-2023	31-Jan-2024	31-Dec-2025
□ PI - persons with disabilities enrolled (Number, Custom Breakdown)				
	Baseline	Actual (Previous)	Actual (Current)	End Target
Value	0.00	284.00	284.00	2,500.00
Date	05-Apr-2023	15-Sep-2023	31-Jan-2024	31-Dec-2025
□ LIPW - Persons with Disabilities (Number, Custom Breakdown)				
	Baseline	Actual (Previous)	Actual (Current)	End Target
Value	0.00	263.00	679.00	2,500.00
Date	05-Apr-2023	15-Sep-2023	31-Jan-2024	31-Dec-2025
Enhance social safety nets				
► Number of households that receive cash benefits from the Livelihood Empowerment Against Poverty (LEAP) program (Number, Custom)				
	Baseline	Actual (Previous)	Actual (Current)	End Target
Value	335,000.00	350,551.00	350,551.00	350,000.00
Date	31-Mar-2022	15-Sep-2023	31-Jan-2024	31-Dec-2025



▶ GSFP participating schools that provide one hot meal to children on school-going days (Number, Custom)				
	Baseline	Actual (Previous)	Actual (Current)	End Target
Value	11,000.00	11,000.00	11,000.00	11,000.00
Date	01-Jan-2024	15-Sep-2023	31-Jan-2024	22-Dec-2025

Enhance social safety nets				
▶ Social protection programs that use data from the Ghana National Household Registry (GNHR) to target benefits and services to intended beneficiaries (Number, Custom)				
	Baseline	Actual (Previous)	Actual (Current)	End Target
Value	0.00	4.00	5.00	6.00
Date	31-Mar-2022	15-Sep-2023	31-Jan-2024	31-Dec-2025
▶ Safety net beneficiaries receive payments on time (Percentage, Custom)				
	Baseline	Actual (Previous)	Actual (Current)	End Target
Value	0.00	0.00	0.00	90.00
Date	29-Sep-2023	15-Sep-2023	31-Jan-2024	31-Dec-2025

Intermediate Results Indicators by Components

Productive Inclusion program				
▶ Beneficiaries receiving training under the CLASS subcomponent of PI (Number, Custom)				
	Baseline	Actual (Previous)	Actual (Current)	End Target
Value	0.00	3,681.00	14,542.00	60,000.00
Date	31-Mar-2022	15-Sep-2023	31-Jan-2024	31-Dec-2025
□ Urban - Beneficiaries receiving training under the CLASS subcomponent (Number, Custom Supplement)				
	Baseline	Actual (Previous)	Actual (Current)	End Target
Value	0.00	0.00	0.00	10,000.00
▶ Beneficiaries receiving a start-up grant under the CLASS subcomponent (Number, Custom)				
	Baseline	Actual (Previous)	Actual (Current)	End Target



Value	0.00	0.00	3,572.00	55,000.00
Date	29-Jul-2022	15-Sep-2023	31-Jan-2024	31-Dec-2025
<input type="checkbox"/> Urban - Beneficiaries receiving a start-up grant under the CLASS subcomponent (Number, Custom Supplement)				
	Baseline	Actual (Previous)	Actual (Current)	End Target
Value	0.00	0.00	0.00	10,000.00
<input type="checkbox"/> CLASS, LEAP, and LIPW beneficiaries referred to agricultural activities (Number, Custom)				
	Baseline	Actual (Previous)	Actual (Current)	End Target
Value	0.00	3,193.00	7,427.00	50,000.00
Date	29-Jul-2022	15-Sep-2023	31-Jan-2024	31-Dec-2025
<input type="checkbox"/> Female-male ratio with income generating activities (IGAs) through the CLASS subcomponent (Percentage, Custom)				
	Baseline	Actual (Previous)	Actual (Current)	End Target
Value	0.00	68.00	68.00	60.00
Date	29-Jul-2022	15-Sep-2023	31-Jan-2024	26-Dec-2025

Labor-Intensive Public Works program				
<input type="checkbox"/> Beneficiaries of LIPW - Urban (Number, Custom)				
	Baseline	Actual (Previous)	Actual (Current)	End Target
Value	0.00	0.00	0.00	15,000.00
Date	29-Jul-2022	15-Sep-2023	31-Jan-2024	26-Dec-2025
<input type="checkbox"/> LIPW sub-projects with operations and maintenance arrangements in place (Percentage, Custom)				
	Baseline	Actual (Previous)	Actual (Current)	End Target
Value	0.00	33.00	33.20	100.00
Date	29-Jul-2022	15-Sep-2023	31-Jan-2024	31-Dec-2025
<input type="checkbox"/> Area (re)afforested through LIPW (Hectare(Ha), Custom)				
	Baseline	Actual (Previous)	Actual (Current)	End Target
Value	0.00	2,311.60	3,543.11	2,500.00



Date	30-Dec-2022	15-Sep-2023	31-Jan-2024	31-Dec-2025
► Completed LIPW assets in use (Percentage, Custom)				
	Baseline	Actual (Previous)	Actual (Current)	End Target
Value	0.00	0.00	0.16	75.00
Date	30-Dec-2022	15-Sep-2023	31-Jan-2024	31-Dec-2025
► Female-male ratio in wage-employment through LIPW (Percentage, Custom)				
	Baseline	Actual (Previous)	Actual (Current)	End Target
Value	0.00	68.00	70.00	60.00
Date	31-Mar-2022	15-Sep-2023	31-Jan-2024	26-Dec-2025

Safety Net Program Transfers				
► Percentage of beneficiaries of the LEAP Program enrolled onto the NHIS (Percentage, Custom)				
	Baseline	Actual (Previous)	Actual (Current)	End Target
Value	60.00	92.00	92.00	100.00
Date	30-Jul-2021	15-Sep-2023	31-Jan-2024	31-Dec-2025
► Number of regions with reassessment initiated (Number, Custom)				
	Baseline	Actual (Previous)	Actual (Current)	End Target
Value	0.00	5.00	5.00	10.00
Date	30-Jul-2021	15-Sep-2023	31-Jan-2024	31-Dec-2025
► Human Capital-related interventions developed (Yes/No, Custom)				
	Baseline	Actual (Previous)	Actual (Current)	End Target
Value	No	No	No	Yes
Date	30-Jul-2021	15-Sep-2023	31-Dec-2023	31-Dec-2025
► Head teachers regularly verifying meals provided through the electronic system (Percentage, Custom)				
	Baseline	Actual (Previous)	Actual (Current)	End Target
Value	0.00	0.00	0.00	60.00



Date	01-Jan-2024	01-Jan-2024	31-Jan-2024	31-Dec-2025
► Schools with hygienic and fuel-efficient cooking facilities (Number, Custom)				
	Baseline	Actual (Previous)	Actual (Current)	End Target
Value	0.00	0.00	0.00	2,000.00
Date	01-Jan-2024	01-Jan-2024	31-Jan-2024	31-Dec-2025
► Schools with functional Parent Teacher Association (PTA)/ School Implementation Committee (SIC) (Number, Custom)				
	Baseline	Actual (Previous)	Actual (Current)	End Target
Value	1,650.00	0.00	0.00	8,250.00
Date	01-Jan-2024	01-Jan-2024	31-Jan-2024	31-Dec-2025
► GSFP caterers linked to local farmers (Number, Custom)				
	Baseline	Actual (Previous)	Actual (Current)	End Target
Value	0.00	0.00	0.00	11,000.00
Date	01-Jan-2024	01-Jan-2024	31-Jan-2024	31-Dec-2025

Social Protection System Strengthening				
► Grievance cases resolved through the Single Window Citizen Engagement Service within the stipulated timeframe (Percentage, Custom)				
	Baseline	Actual (Previous)	Actual (Current)	End Target
Value	0.00	90.00	88.20	80.00
Date	31-Mar-2022	15-Sep-2023	31-Jan-2024	31-Dec-2025
► Regions that have data collected on poor households through the GNHR (Number, Custom)				
	Baseline	Actual (Previous)	Actual (Current)	End Target
Value	5.00	8.00	8.00	16.00
Date	31-Mar-2022	15-Sep-2023	31-Jan-2024	31-Dec-2025
► Beneficiaries provided with access to multiple payment delivery methods to ensure financial inclusion (Percentage, Custom)				
	Baseline	Actual (Previous)	Actual (Current)	End Target
Value	0.00	6.80	9.20	60.00





Date	30-Dec-2022	15-Sep-2023	31-Jan-2024	31-Dec-2025
▶ SP Shock-responsive Strategy developed (Yes/No, Custom)				
	Baseline	Actual (Previous)	Actual (Current)	End Target
Value	No	No	No	Yes
Date	31-Jan-2024	15-Sep-2023	31-Dec-2023	31-Dec-2025

Performance-Based Conditions

Data on Financial Performance

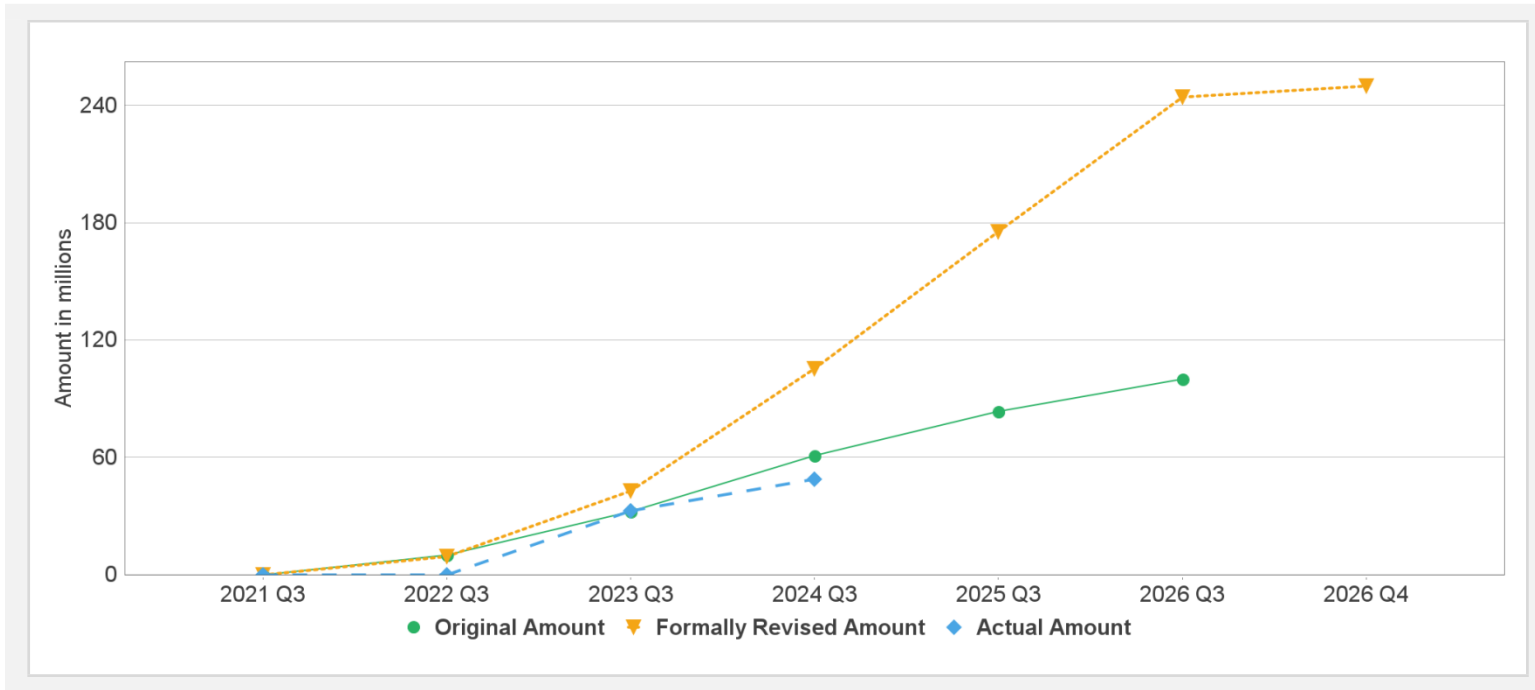
Disbursements (by loan)

Project	Loan/Credit/TF	Status	Currency	Original	Revised	Cancelled	Disbursed	Undisbursed	% Disbursed
P175588	IDA-68590	Effective	USD	100.00	100.00	0.00	48.84	51.16	 49%
P175588	IDA-73370	Not Effective	USD	150.00	150.00	0.00	0.00	150.00	 0%

Key Dates (by loan)

Project	Loan/Credit/TF	Status	Approval Date	Signing Date	Effectiveness Date	Orig. Closing Date	Rev. Closing Date
P175588	IDA-68590	Effective	30-Mar-2021	09-Aug-2021	21-Jan-2022	31-Dec-2025	31-Dec-2025
P175588	IDA-73370	Not Effective	05-Jun-2023	18-Dec-2023	--	31-Dec-2025	31-Dec-2025

Cumulative Disbursements



Restructuring History

There has been no restructuring to date.

Related Project(s)

P180659-Ghana Productive Safety Net Project 2 - Additional Financing