

# Helping Countries Adapt to a Changing World



**THE WORLD BANK**  
IBRD • IDA | WORLD BANK GROUP

Public Disclosure Authorized

Public Disclosure Authorized

Public Disclosure Authorized

Public Disclosure Authorized





# Contents

- 3 Introduction
- 4 Message from the President
- 8 Message from the Executive Directors
- 10 Supporting Countries During Multiple Global Crises
- 17 Regional Engagements
- 47 Working Toward Development Goals amid Crises
- 72 Promoting Sustainable Finance and Capital Markets
- 75 Engaging with Partners on Shared Priorities
- 79 Improving Operations for Sustainable Development
- 83 Our Values, People, and Places
- 89 The World Bank's Climate-Related Disclosures
- 91 Guiding the Institution
- 92 Providing Oversight and Accountability
- 95 Deploying Resources Strategically
- 108 Commitment to Results

## KEY TABLES

- 101 IBRD Key Financial Indicators, Fiscal 2018–22
- 106 IDA Key Financial Indicators, Fiscal 2018–22

This annual report, which covers the period from July 1, 2021, to June 30, 2022, has been prepared by the Executive Directors of both the International Bank for Reconstruction and Development (IBRD) and the International Development Association (IDA)—collectively known as the World Bank—in accordance with the respective bylaws of the two institutions. David Malpass, President of the World Bank Group and Chairman of the Board of Executive Directors, has submitted this report, together with the accompanying administrative budgets and audited financial statements, to the Board of Governors.

Annual reports for the other World Bank Group institutions—the International Finance Corporation (IFC), the Multilateral Investment Guarantee Agency (MIGA), and the International Centre for Settlement of Investment Disputes (ICSID)—are published separately.

Throughout the report, the term *World Bank* and the abbreviated *Bank* refer only to IBRD and IDA; the term *World Bank Group* and the abbreviated *Bank Group* refer to the five institutions. All dollar amounts used in this report are current U.S. dollars unless otherwise specified. Funds allocated to multiregional projects are accounted for by recipient country in tables and text when referring to regional breakdowns. For sector and theme breakdowns, funds are accounted for by operation. Fiscal year commitments and disbursements data are in accordance with the audited figures reported in the IBRD and IDA Financial Statements and Management's Discussion and Analysis documents for fiscal 2022. As a result of rounding, numbers in tables may not add to totals, and percentages in figures may not add to 100.

# Supporting Country Outcomes in Times of Crisis

Amid multiple overlapping crises, we continue to work with countries to help them realize good outcomes and achieve their development goals. Below are select results from the most recent *World Bank Corporate Scorecard*, showing outcomes supported by Bank activities.

## Responding to food insecurity



**7.4 million**  
farmers adopting better agricultural technology



**2.4 million**  
hectares provided with new or better irrigation or drainage services



**175 million**  
people benefiting from social safety net programs

## Protecting people, preserving jobs



**49 million**  
people benefiting from job-focused interventions



**376 million**  
people who received essential health, nutrition, and population services



**5 million**  
women reached with financial services

## Strengthening resilience



**85 countries**  
supported in ensuring disaster risk reduction as a national priority (fiscal 2021)



**118 million**  
fewer tons of CO<sub>2</sub> equivalent per year in greenhouse gas emissions



**43 million**  
people provided with new or better electricity service

## Rebuilding better



**30 million**  
people provided with access to the internet



**296 million**  
students benefiting from direct learning interventions



**36 million**  
people provided with access to better water sources

Select results reported by client countries implementing Bank-supported operations from fiscal 2019 to 2021.

For more information and results, visit the World Bank Group Corporate Scorecard:  
<https://scorecard.worldbank.org/>



The mission of the World Bank Group centers on achieving two overarching goals in a sustainable way:

### **End extreme poverty**

by reducing the share of the global population living on less than \$1.90 a day.

### **Promote shared prosperity**

by increasing the incomes of the poorest 40 percent of people.

RESPECT

IMPACT

INTEGRITY

TEAMWORK

INNOVATION





# Introduction

**Countries around the world** are facing multiple overlapping challenges, which are hindering—even reversing—progress toward their development goals. Extreme poverty rose globally in 2020 for the first time in over two decades. Many countries are still grappling with the health, economic, and social impacts of the COVID-19 pandemic; and vaccination rates remain low in the poorest countries. Already high inflation has been exacerbated by the Russian invasion of Ukraine, making food, energy, and other necessities more expensive, with much of the burden falling on the poorest and most vulnerable people. Many countries also face daunting debt vulnerabilities, straining their resources to combat economic and social challenges. Climate change continues to pose long-term risks, as natural disasters and extreme weather affect everything from agriculture to infrastructure. And growing fragility and conflict around the world are deepening food insecurity, forcing millions of people to flee their homes, and compounding the downturn in growth prospects from two years of the pandemic.

The World Bank is acting quickly to help countries adapt to a changing world as they address these crises. Through a combination of data and analysis, policy advice, responsive financing, and convening power, we are providing comprehensive support. This is helping countries expand access to COVID-19 vaccines; strengthen health systems; enhance social protection; address the learning crisis; work toward debt sustainability; build greener and more resilient infrastructure; invest in cleaner and more diverse energy sources; reduce gender gaps; combat fragility, conflict, and violence; and mitigate and adapt to climate change.

Our efforts are strengthened by a wide range of partnerships: with other multilateral institutions, UN agencies, nongovernmental organizations, civil society, academia, and the private sector. Through these engagements, we can leverage our comparative advantages, exchange knowledge and best practices, scale up financing, and expand our reach in the most fragile and inaccessible areas. Our partnerships have played a crucial role in combating the pandemic and are helping us address the far-reaching impacts of the Russian invasion of Ukraine, including greater food insecurity.

As countries adapt to an increasingly challenging and uncertain future, we remain committed to addressing their most urgent needs while also helping them work toward long-term development that is green, resilient, and inclusive. Our support aims to help countries overcome the impacts of crises and conflicts while laying the foundations for a more resilient recovery.

## Message from the President

The world is facing dangerous crises that are hammering developing countries, hitting the poor and vulnerable, and worsening global inequality. High inflation, war in Ukraine, large macroeconomic imbalances, and shortages of energy, fertilizer, and food have caused the sharpest global economic downturn in 80 years, compounding the death tolls, economic shutdowns, and school closures of the COVID-19 pandemic. Low- and middle-income countries now face surging prices for natural gas and fertilizer and the worst food crisis in a decade, as they work to achieve progress on long-term development needs—including clean water, electricity access, reading skills, quality infrastructure, and climate-related investments.

In the global fight to alleviate poverty and raise living standards, 2022 is likely to be one of the worst years in decades. Real median income has declined further in many countries, and the tragic reversals in development during the pandemic have worsened. Our June Global Economic Prospects report highlighted the risk of stagflation and the concentrated harm to the poor. Inequality is a prominent destabilizer, with global capital and income allocated primarily to high-income countries through their fiscal, monetary, and regulatory policy choices. Inequality is expected to worsen in coming years, leaving development goals out of reach for many.

The World Bank Group is responding to these challenges with speed, clarity, scale, and impact. We've committed two consecutive surges of financing, analytical work, advocacy, and policy advice to support people, preserve jobs, and restore growth—first, \$150 billion in response to the COVID-19 pandemic, and now a 15-month \$170 billion response to the food crisis as well as the war in Ukraine and its spillover effects. Since the start of the pandemic through fiscal 2022, the Bank Group has provided over \$14 billion to help more than 100 countries respond to the health impacts of COVID-19 and vaccinate their people.

In fiscal 2022, IBRD committed \$33.1 billion, including support for more than 45 middle-income countries. This includes \$300 million to help Türkiye scale up private sector investment in geothermal energy. IDA committed \$37.7 billion for grants and highly concessional loans to over 70 countries, including \$645 million to support food system resilience and emergency response in Burkina Faso, Cameroon, Mali, Mauritania, Niger, and Togo. I welcomed our IDA partners' agreement in December 2021 to advance the IDA20 replenishment by one year. Their record three-year contributions of \$23.5 billion will anchor IDA's financing of \$93 billion for fiscal 2023–25 and help the poorest countries address urgent priorities—including jobs and economic transformation, human capital, the reversal in learning and literacy, gender, climate change, and fragility, conflict, and violence (FCV)—and move toward restoring growth.

Despite challenging economic headwinds, IFC provided strong support to the private sector with commitment volumes totaling \$32.8 billion (including mobilization) in fiscal 2022, building on \$31.5 billion of investments in fiscal 2021 and focusing on maximum impact. As banks cut back on trade finance, IFC is stepping in to keep import/export businesses operating despite the constraints they face. In fiscal 2022,



IFC's commitments reached \$9.7 billion in trade finance, the highest level ever; nearly 75 percent of this was invested in IDA countries and countries affected by FCV. In one example, Coris Bank in Burkina Faso received IFC trade finance to import rice from various countries.

MIGA issued \$4.9 billion in guarantees to help countries achieve their development goals. These efforts will provide some 15 million people with new or better electricity service and enable \$1.9 billion in loans, including to local businesses. MIGA remained focused on its strategic priorities, with 85 percent of its projects in fiscal 2022 dedicated to countries affected by FCV, IDA countries, and climate mitigation and adaptation.

Fragility, conflict, and violence are rising in much of the world, including Afghanistan, Ethiopia, the Sahel, and Yemen. In Ukraine, the war has led to lives, homes, and livelihoods being lost, millions of refugees, and infrastructure destroyed. The costs of reconstruction are already in the hundreds of billions. As of August 2022, we have mobilized and facilitated the transfer of \$13 billion in emergency financing, with more than \$9 billion already disbursed to help Ukraine finance critical government services and lessen the human and economic impacts. This includes a \$1.5 billion World Bank package, including \$1 billion in exceptional support from IDA, to help pay wages for government and school employees. Bank Group support also extends to countries that are hosting Ukrainian refugees.

With the increase in energy and food costs and Europe's huge unmet demand for natural gas, developing countries are facing new strains on people and economies. The sudden spike in food prices threatens to worsen political and social tensions in many developing countries, with devastating impacts on the poorest and most vulnerable. In parts of Eastern and Southern Africa, for example, about 66 million people are at risk of a food emergency or famine. In May 2022, we announced support for a global response to the food security crisis, with up to \$30 billion in financing through August 2023, including \$12 billion in new projects, to cushion the effect of higher prices and boost agricultural production and supply. The response builds on our experience from the last food price crisis and incorporates our data and analytical work, including the *Commodity Markets Outlook*. And in July 2022, I joined leaders of the IMF and UN agencies in calling for urgent action to improve global food security by providing quick support to the vulnerable, facilitating trade and international food supplies, boosting production, and investing in climate-resilient agriculture.

The disruption of energy supplies is lowering growth, especially for economies that depend on fuel imports. Higher prices for natural gas and shortages are putting fertilizer supplies and crop yields at risk, destabilizing electricity grids, and increasing the use of heavily polluting fuels. The world urgently needs to increase the supply of energy and massively expand reliable access to electricity in poorer countries. This will require major new investments in cleaner energy, energy efficiency, and electricity grids and transmission. The fundamental realignment of Europe's energy sources away from dependence on Russia requires major increases in electricity generation from natural gas, hydropower, geothermal, and nuclear power to provide a less carbon-intensive baseload to maintain and expand electricity grids.



Climate change and extreme weather are steadily increasing their pressure on economies and societies, particularly in fragile settings. The Bank Group's *Climate Change Action Plan 2021–25* seeks to integrate climate and development, identify and develop the most impactful projects to reduce greenhouse gas emissions and adapt to climate change, increase direct financing throughout the Bank Group. It will provide avenues for the global community to provide the huge flow of new grant funding needed for global public goods in poorer countries. Innovative financial tools, such as green bonds and the Wildlife Conservation Bond we launched in March 2022—the first of its kind—will need to expand. The Climate Change Action Plan has also introduced a new core diagnostic: Country Climate and Development Reports. As of the end of July 2022, we had published the first of these reports for Türkiye, Vietnam, and the G5 Sahel region. I'm also pleased that, with this annual report, we are introducing much greater transparency in the Bank's climate disclosures.

A major consequence of the current crises is the huge buildup in government debt. For many of the poorest countries, the debt burden is unsustainable or at high risk. Deep debt reduction will be necessary to allow new investment and growth. We work closely with the IMF and other partners to help countries strengthen their transparency, governance, and accountability—all key steps in debt sustainability. We also continue to call on official and private sector creditors to participate quickly and fully in efforts to reduce debt stocks. Under current creditor-country policies, expected debt payments by the poorest countries to their creditors in 2022 and 2023 will greatly exceed all the development assistance available to these countries. Our *World Development Report 2022* examines policies to mitigate interconnected financial risks and steer the world toward a sustainable and equitable recovery.

I was pleased to welcome many colleagues back to our offices this year. We continue to adapt our work model to protect staff health and well-being while recognizing the value of physical interaction in delivering high-quality results for clients and career development. The Bank Group's anti-racism task force continues our important work to fight racism and racial discrimination within our institution and in countries where we work. I remain committed to fostering a culture of openness and trust and improving diversity and inclusion across the organization, also through our task force on workplace culture.

The crises affecting our client countries are deep-seated, but I am confident we can make a difference. To meet these challenges, we must draw on the innovation and dedication of our staff, the strength of our partnerships, and the resolve of the global community. The World Bank Group remains committed to helping countries overcome these challenges and work toward a more resilient and sustainable future.



**DAVID MALPASS**

*President of the World Bank Group  
and Chairman of the Board of Executive Directors*







## Message from the Executive Directors

**Over the last year**, our shareholders asked the World Bank Group to provide exceptional support in response to the compounding crises of the COVID-19 pandemic and the war in Ukraine, in addition to its ongoing and extensive portfolio of work. This resulted in unprecedented levels of financing by the Bank Group in fiscal 2022, including \$70.8 billion by IBRD and IDA, \$32.8 billion (including mobilization) by IFC, and \$4.9 billion in guarantees by MIGA.

By financing health operations, vaccine procurement, and other initiatives, the Bank Group has helped developing countries and their people and businesses continue to address the impacts of the pandemic on poverty, health care, human and economic development, and well-being. The Bank Group has also rapidly addressed the far-reaching consequences of a new crisis, the war in Ukraine. The spillover effects are many—beyond the impacts related to refugees, food security, and energy, the conflict poses uncertain and potentially lasting consequences on trade channels, foreign investment, global confidence, and financial stress. Anchored by the Bank Group's twin goals of poverty reduction and shared prosperity, with a focus on fostering green, resilient, and inclusive development, the Board discussed and approved several important initiatives and programs to respond to these crises.

But the needs are many, and more can be done. The Bank Group is working with donor countries to mobilize financial support through diverse channels, including the Fund for Pandemic Prevention, Preparedness, and Response, as well as special guarantees and grant financing for Ukraine. The Bank Group is also working with stakeholders on the ground to implement important programs, such as the World Bank Group Climate Change Action Plan (CCAP), IFC's Global Health Platform, MIGA's Fast-Track COVID-19 Response Program, and the Bank's COVID-19 Strategic Preparedness and Response Program, as well as efforts to address debt vulnerabilities, boost the resilience of food systems, and support energy access and transition. We continue to stress the need to address the key drivers of fragility and poverty—in Afghanistan, Haiti, Sudan, Yemen, and elsewhere—in order to build human capital, reduce inequality, promote jobs, and foster economic recovery.

Given the immense need for financing, the IDA20 replenishment process was advanced by a year, and a \$93 billion replenishment package was agreed to in December 2021. This financing is the largest ever mobilized in IDA's 61-year history and will





**Seated (left to right):** Katharine Rechico, *Canada*; Koen Davidse, *The Netherlands – Co-Dean*; Monica E. Medina, *Peru*; Abdulmuhsen Saad Alkhalaf, *Saudi Arabia*; Merza Hussain Hasan, *Kuwait – Dean*; Matteo Bugamelli, *Italy*; Nigel Ray, *Australia*; Lene Lind, *Norway*; Richard Hugh Montgomery, *United Kingdom*; Rajesh Khullar, *India*

**Standing (left to right):** Alphonse Ibi Kouagou, *Benin*; Katarzyna Zajdel-Kurowska, *Poland*; Roman Marshavin, *Russian Federation*; Mohd Hassan Ahmad, *Malaysia*; Abdelhak Bedjaoui, *Algeria*; Takashi Miyahara, *Japan*; Adriana Kugler, *United States*; Arnaud Buissé, *France*; Eva Valle Maestro, *Spain*; Hayrettin Demircan, *Türkiye (Bank/IFC Director and MIGA Alternate Director)*; Michael Krake, *Germany*; Taufila Nyamadzabo, *Botswana*; Erivaldo Gomes, *Brazil*; Armando Manuel, *Angola*; Junhong Chang, *China*

help low-income countries respond to today's multiple crises and build a greener, more resilient, and more inclusive future. Donor countries also agreed to a review of IDA voting rights, resulting in a significant adjustment to its voting rights framework. This will help ensure fairness among all donors while protecting and enhancing recipients' voting power.

At the 2021 Annual Meetings and 2022 Spring Meetings, the Development Committee asked the Bank to help countries address immediate food security and social protection needs; to help manufacture and deploy vaccines, invest in diagnostics and therapeutics, and strengthen health systems; to continue supporting debt sustainability and transparency; to build on the CCAP to protect natural capital and biodiversity; to promote digitalization; to increase private sector financing mobilization; and, with the IMF, to coordinate actions and orient country engagements toward a green, resilient, and inclusive economic recovery. It urged the Bank to work toward these objectives while remaining focused on the twin goals of ending extreme poverty and boosting shared prosperity as well as helping countries achieve the Sustainable Development Goals.

We strongly support the important efforts undertaken this year by Bank Group senior leadership and staff to address racial injustice and workplace culture through recommendations from the staff task forces. We welcome these improvements as we transition to a hybrid work model. We were also pleased to travel as a group to client countries in fiscal 2022—the first time since the pandemic started—and observe in person the impact of the Bank Group's engagement.

We sincerely appreciate the ongoing commitment of staff across the institutions, including our own teams, to the Bank Group's mission and their hard work during these exceptional and challenging times. We also extend a special thanks to the Emergency Management Team, who worked tirelessly to bring us back into our offices safely and securely after an extended period of home-based work.

Amid the many current crises, the World Bank Group stands ready to help countries and people across the globe as they work to address human and economic challenges and achieve progress on the path of development.

## Supporting Countries During Multiple Global Crises

Today, violent conflicts and forced displacement are rising around world. The war in Ukraine has quickly caused Europe's largest refugee crisis since World War II, and it has severe global repercussions for food security, energy markets, and commodity prices. These, in turn, are compounding the impacts of fragility and conflicts in Afghanistan, Ethiopia, the Sahel, Yemen, and other places around the world. And this comes at a time when countries are still dealing with the health, economic, and social setbacks from the COVID-19 pandemic as well as the long-term risks posed by climate change.

The pandemic caused global poverty to rise for the first time in over 20 years. In many countries, gains in education, health, nutrition, and gender equality have reversed, leaving the poor and disadvantaged further behind. Many of the poorest countries face high inflation, too few jobs, food insecurity, and the high cost of adapting to a changing climate. And many of them cannot access the resources they need to overcome crises and move toward recovery: about 60 percent of low-income countries are in debt distress or at high risk of it. To help countries navigate these crises, the World Bank is providing data and analysis, policy advice, technical assistance, and flexible financing to address immediate needs and to support green, resilient, and inclusive recovery and development.

In April 2022, we prepared the *World Bank Group Response to Global Impacts of the War in Ukraine*, a roadmap that looks at the war's regional and global impacts and outlines the broad parameters of our analytical work and financial support to help countries cope. As of June 2022, we mobilized about \$6.8 billion in support for Ukraine to help blunt the war's widespread human and economic impacts. This includes rapid financing to help essential government services continue operating and to finance health care, pensions, and government wages. It includes our own financing supplemented by grants, guarantees, and parallel financing from our development partners.

But the impacts of the war go far beyond Ukraine. Global patterns of trade, production, and consumption have shifted, contributing to record-high food prices. Drawing on experience in responding to the 2008 food price crisis, we are supporting a comprehensive global response on food security, with up to \$30 billion in existing and new projects in agriculture, nutrition, social protection, water, and irrigation. We remain committed to helping countries access the food they need in times of crisis (*see more on page 47*).

The war in Ukraine has also had a rapid impact on energy prices. Countries need to increase their energy supply and secure reliable access, while also reducing their dependence on fossil fuels. Over the past five years, we committed \$8.6 billion in clean energy and renewable energy investments and provided or improved electricity connections for about 80 million people. We are also helping countries transition to more diverse and cleaner sources of energy to meet rising demand, support economic growth, and create jobs. With the impacts of COVID-19 and now war on energy prices and supply, these challenges have become all the more urgent (*see more on page 54*).

By 2030, up to two-thirds of the world's extreme poor will live in countries affected by fragility, conflict, and violence (FCV). Recent conflicts and rising fragility underscore how quickly the situation can worsen, displacing millions of people and threatening



development gains. In fiscal 2022, the Bank approved \$16.3 billion in IDA19 commitments for countries affected by FCV; the IDA20 replenishment, approved in December 2021, allocates over \$30 billion for these countries. We are also strengthening our partnerships with humanitarian organizations to help us engage effectively and quickly in challenging situations (*see more on page 48*).

These crises compound and intersect with the long-term risks posed by a changing climate. By 2030, climate change could push up to 132 million more people into extreme poverty. And by 2050, it could also displace more than 216 million people within developing countries. We continue to step up our support: in fiscal 2022, we provided \$26.2 billion in climate financing to developing countries. At \$12.9 billion, the Bank's adaptation financing reached an all-time high dollar amount. Under our *Climate Change Action Plan for 2021–25*, we are introducing new Country Climate and Development Reports to integrate our climate and development work, aligning all of our financing flows with the Paris Agreement, stepping up our climate finance to an annual average of 35 percent, and prioritizing efforts in high-impact sectors that account for 90 percent of global emissions (*see more on page 52*).

We are focused on helping countries overcome these *multiple overlapping crises*. Between April 2020 and March 2022, we provided the largest crisis response in our history, committing over \$200 billion to fight the far-reaching impacts of the pandemic, including more than \$73 billion of IDA resources for the poorest countries. Through the most recent IDA replenishment, IDA20, we have also mobilized \$93 billion to address the growing needs of the poorest countries through 2025.

And from April 2022 through June 2023, the Bank Group will provide up to \$170 billion in surge financing in response to the crises hitting low- and middle-income countries. We remain committed to helping countries achieve green, resilient, and inclusive recovery and development, so that they can get back to sustainable progress in reducing poverty and promoting shared prosperity.

**The World Bank Group** is one of the world's largest sources of knowledge and financing for developing countries. It consists of five institutions that share a commitment to reducing poverty, increasing shared prosperity, and promoting sustainable growth and development.

- ◆ **International Bank for Reconstruction and Development (IBRD)** lends to governments of middle-income and creditworthy low-income countries.
- ◆ **International Development Association (IDA)** provides financing on highly concessional terms to governments of the poorest countries.
- ◆ **International Finance Corporation (IFC)** provides loans, guarantees, equity, and advisory and project development services and mobilizes additional capital from other sources to stimulate private sector investment in developing countries.
- ◆ **Multilateral Investment Guarantee Agency (MIGA)** provides political risk insurance and credit enhancement to investors and lenders to facilitate foreign direct investment in emerging economies.
- ◆ **International Centre for Settlement of Investment Disputes (ICSID)** provides international facilities for conciliation and arbitration of investment disputes.



## World Bank Group Financing for Partner Countries

**TABLE 1**

**WORLD BANK GROUP COMMITMENTS, DISBURSEMENTS, AND GROSS ISSUANCE**

BY FISCAL YEAR, MILLIONS OF DOLLARS

	2018	2019	2020	2021	2022
<b>WORLD BANK GROUP</b>					
Commitments <sup>a</sup>	74,265	68,105	83,547	98,830	104,370
Disbursements <sup>b</sup>	45,724	49,395	54,367	60,596	67,041
<b>IBRD</b>					
Commitments <sup>c</sup>	23,002	23,191	27,976	30,523	33,072
Disbursements	17,389	20,182	20,238	23,691	28,168
<b>IDA</b>					
Commitments <sup>c,d</sup>	24,010	21,932	30,365	36,028	37,727
Disbursements	14,383	17,549	21,179 <sup>d</sup>	22,921 <sup>d</sup>	21,214 <sup>d</sup>
<b>IFC</b>					
Commitments <sup>e</sup>	19,027	14,684	17,604	20,669	22,229
Disbursements	11,149	9,074	10,518	11,438	13,198
<b>MIGA</b>					
Gross issuance	5,251	5,548	3,961	5,199	4,935
<b>RECIPIENT-EXECUTED TRUST FUNDS</b>					
Commitments	2,976	2,749	3,641	6,411	6,407
Disbursements	2,803	2,590	2,433	2,546	4,461

a. Includes IBRD, IDA, IFC, Recipient-Executed Trust Fund (RETF) commitments, and MIGA gross issuance. RETF commitments include all recipient-executed grants; hence, total World Bank Group commitments differ from the amount reported in the Corporate Scorecard, which includes only a subset of trust-funded activities.

b. Includes IBRD, IDA, IFC, and RETF disbursements.

c. Amounts are net of full terminations and cancellations relating to commitments approved in the same fiscal year.

d. Commitments and disbursements exclude IDA-IFC-MIGA Private Sector Window (PSW) activities.

e. Includes long-term commitments for IFC's own account and short-term finance commitments. Does not include funds mobilized from other investors.

## Global Commitments

In fiscal 2022, the World Bank Group conducted data collection, in-depth analysis, and research; provided much-needed financing; and partnered with governments, the private sector, and other institutions to help developing countries address urgent needs and strengthen resilience amid overlapping crises and rising fragility.



in loans, grants, equity investments, and guarantees to partner countries and private businesses.

Total includes multiregional and global operations. In fiscal 2022, IFC changed its mapping of countries to regions. Regional totals reflect IFC commitments that were recalculated to match the World Bank's regional classifications by aggregating country-level commitments within each World Bank region.

EUROPE AND CENTRAL ASIA

**\$15.3**  
BILLION

EAST ASIA AND PACIFIC

**\$12.7**  
BILLION

MIDDLE EAST AND NORTH AFRICA

**\$6.7**  
BILLION

**\$13.5**  
BILLION

SOUTH ASIA

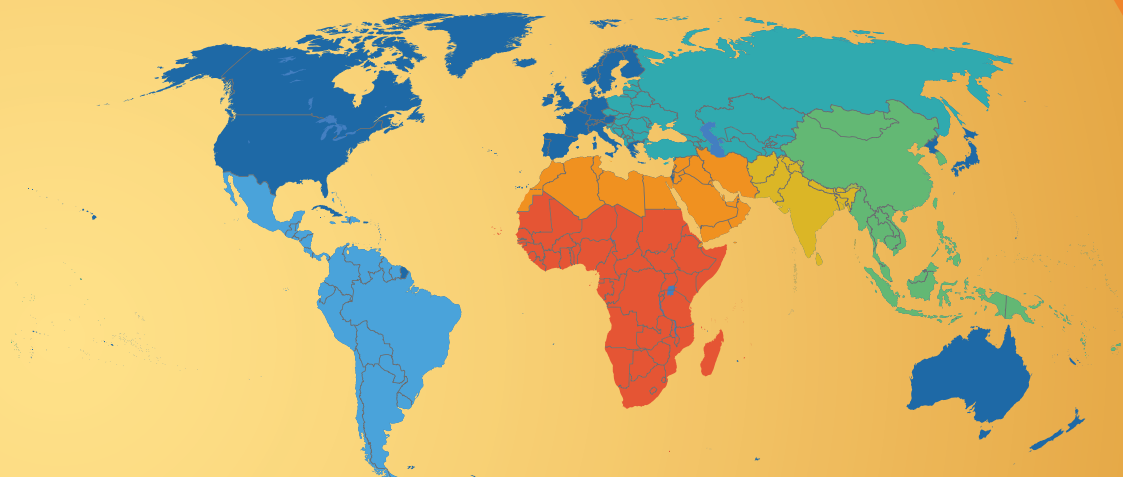
**\$38.5**  
BILLION

AFRICA





# Regional Engagements



The World Bank operates in more than 140 countries worldwide. The Bank continues to expand our presence on the ground in client countries—particularly in those affected by fragility, conflict, and violence (FCV)—allowing us to work more effectively and efficiently with governments and other partners. As of June 2022, 99 percent of Country Directors/Country Managers and 48 percent of staff are based in seven geographic regions.

# Eastern and Southern Africa

Growth in Eastern and Southern Africa is projected to decelerate from 4.1 percent in 2021 to 3.1 percent in 2022 and is estimated at 3.4 percent and 3.8 percent in 2023 and 2024, respectively. The growth deceleration in 2022 reflects short-term headwinds, the slowdown in the global economy, lingering effects of the pandemic, higher inflation, rising financial risks tied to unsustainably high public debt, ongoing supply disruptions, and impacts of the war in Ukraine.

Countries' recovery varies widely across the region. Its two largest economies, Angola and South Africa, continue to be sluggish. South Africa is expected to see growth decline by 2.8 percentage points in 2022; while it benefits from high commodity prices, it continues to be held back by structural challenges. Angola is projected to grow by 2.7 percentage points, due partly to higher oil prices and good performance in non-oil sectors. Across the region, metal and mineral exporters are set to grow by 4.8 percent in 2022–24, reflecting gains from favorable terms of trade. Countries not rich in resources are projected to be adversely affected by rising commodity prices, dragging down growth across the region.

## World Bank assistance

In fiscal 2022, the Bank approved \$18.2 billion in lending to Eastern and Southern Africa for 100 operations, including \$2.9 billion in IBRD commitments and \$15.3 billion in IDA commitments. Revenue from Reimbursable Advisory Services agreements with five countries was \$7 million.

We are helping countries respond to the impacts of the pandemic; roll out COVID-19 vaccines; build connectivity in energy, transport, and digital development; promote trade and regional value chains; support human capital development by boosting skills and empowering women; and reinforce resilience to address climate change, food security, and water challenges. We also work with partners to support cross-border approaches in fragile areas, such as the Sahel, the Great Lakes region, and the Horn of Africa.

## Saving lives and livelihoods and protecting human capital

At the onset of the pandemic, the Bank moved quickly to mitigate human capital losses and protect the poorest and most vulnerable people from its worst impacts. To date, we have committed \$13.1 billion to support countries' COVID-19 responses in Eastern and Southern Africa, \$4.0 billion of which was delivered in fiscal 2022. We are also providing \$2.9 billion to help 20 countries buy and distribute vaccines, expand storage and cold chains, develop tracking systems, train health workers, engage citizens and communities, and strengthen health systems.

As we work toward inclusive, sustainable recovery, we continue to prioritize access to quality health services and education. In Zambia, the \$155 million Emergency Health Service Delivery Project helps deliver frontline public health services to mitigate impacts of the pandemic on health and human development that could threaten livelihoods, nutrition, and long-term human capital outcomes. In Tanzania, more than 12 million children will benefit from a \$500 million Program-for-Results,

**TABLE 2 EASTERN AND SOUTHERN AFRICA**  
**REGIONAL COMMITMENTS AND DISBURSEMENTS FOR FISCAL 2020–22**

	COMMITMENTS (\$ MILLIONS)			DISBURSEMENTS (\$ MILLIONS)		
	FY20	FY21	FY22	FY20	FY21	FY22
<b>IBRD</b>	1,716	1,525	2,907	932	325	2,441
<b>IDA</b>	9,581	14,089	15,266	7,904	8,081	7,133

Portfolio of operations under implementation as of June 30, 2022: \$64.1 billion.

which aims to make preschools and primary schools safer, more inclusive, and child friendly, while enhancing teacher performance. In Malawi, the Bank is supporting a \$100 million project to increase access to programs that provide technical, entrepreneurial, and vocational education and training, particularly for female students.

### Creating jobs and promoting women’s economic empowerment

To help countries build back stronger, we support structural transformations across the region to improve productivity, job creation, and the business climate, as well as build social protection systems’ resilience to shocks. Through a \$200 million project in Uganda, we are promoting investment along growth corridors and easing liquidity constraints to small and medium enterprises (SMEs) in manufacturing and exporting. This will help mitigate the effects of COVID-19 on private sector investment and employment and support new economic opportunities, including in refugee and hosting communities. In Kenya, more than 250,000 SMEs are benefiting from the Supporting Access to Finance and Enterprise Recovery Project, which fosters innovation; provides liquidity through microfinance banks, local savings cooperatives, and digital channels; and de-risks lending to expand access to finance, including for youth and women-owned enterprises.

In Burundi, the Bank Group is supporting the Cash-for-Jobs Project, which aims to scale up and improve the management of social safety net programs while expanding access to employment for the most vulnerable people. It also introduces measures to create jobs, strengthen delivery of social protection, and integrate refugees and communities into the country’s social protection systems.

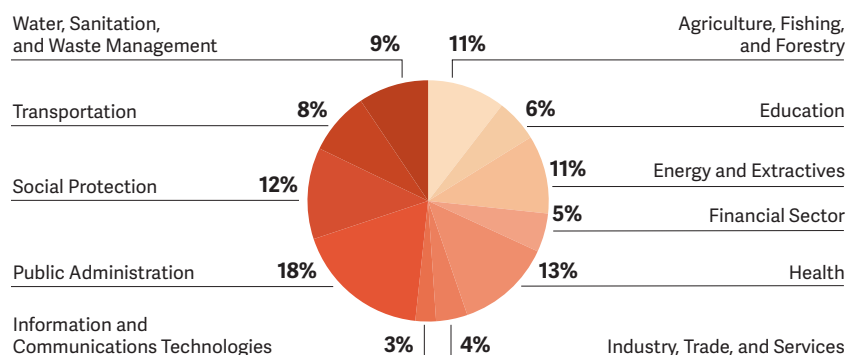
### Promoting inclusive growth and connectivity

Access to energy and mobile communications in Eastern and Southern Africa remains uneven, with stark differences between urban and rural areas. To address this, we help countries invest in more resilient and efficient energy and mobile network infrastructure. In Somalia, the Electricity Recovery Project is increasing access to cleaner, more affordable electricity for more than 1 million households—about 7 million people, half of whom are women. It will also enhance health and education services by providing electricity to over 200 health facilities and nearly 400 schools.

In Rwanda, we are increasing access to broadband and promoting digital innovation through the Digital Acceleration Project, which is helping 250,000 households acquire smart devices, training 3 million people in basic digital literacy, and financing at least 300 digital start-ups. It is also enabling the government to safely expand remote service delivery, including enrolling and issuing new digital ID credentials to 75 percent of its people. In Mozambique, a \$300 million project is increasing access to energy and broadband services in rural and fragile areas, strengthening the country’s electricity utility, and supporting clean cooking solutions.

**FIGURE 1 EASTERN AND SOUTHERN AFRICA**  
**IBRD AND IDA LENDING BY SECTOR • FISCAL 2022**

SHARE OF TOTAL OF \$18.2 BILLION



## Tackling climate risks and food and water insecurity

The region faces worsening challenges related to climate change, and food and water insecurity continue to deepen poverty and reverse progress in human capital. In line with the Bank Group's Climate Change Action Plan, we are helping countries build inclusive and sustainable food and water systems. In Angola, exposure to extreme climate events threatens people's well-being as well as economic stability. Here we are supporting a \$300 million project to improve the water supply and strengthen water resource management for greater climate resilience.

A succession of severe floods has had devastating effects in South Sudan. The second phase of the Enhancing Community Resilience and Local Governance Project is helping local communities deliver critical services—such as electricity, clean water, health care, and education—and developing national and local integrated systems for disaster risk management to better anticipate and cope with climate shocks.

In a global first, the Bank launched the Wildlife Conservation Bond to support South Africa's efforts to conserve the endangered black rhinoceros. Known as the "Rhino Bond," this five-year \$150 million sustainable development bond will help protect and expand black rhino populations in the Addo Elephant National Park and the Great Fish River Nature Reserve.

**TABLE 3 EASTERN AND SOUTHERN AFRICA  
REGIONAL SNAPSHOT**

INDICATOR	2000	2010	CURRENT DATA <sup>a</sup>	TREND
Total population (millions)	398	518	695	
Population growth (annual %)	2.6	2.7	2.6	
GNI per capita (Atlas method, current US\$)	667	1,449	1,476	
GDP per capita growth (annual %)	0.7	2.3	1.7	
Population living below \$1.90 a day (millions)	228	245	288	
Life expectancy at birth, females (years)	53	60	67	
Life expectancy at birth, males (years)	49	57	62	
Carbon dioxide emissions (megatons)	356	530	603	
Extreme poverty (% of population below \$1.90 a day, 2011 PPP)	57.3	47.3	43.6	
Debt service as a proportion of exports of goods, services, and primary income	12	6	25	
Ratio of female to male labor force participation rate (%) (modeled ILO estimate)	85	86	87	
Vulnerable employment, total (% of total employment) (modeled ILO estimate)	75	74	70	
Under-5 mortality rate per 1,000 live births	138	86	58	
Primary completion rate (% of relevant age group) <sup>b</sup>	54	68	70	
Individuals using the internet (% of population)	1	5	27	
Access to electricity (% of population)	20	28	46	
Renewable energy consumption (% of total final energy consumption)	65	63	61	
People using at least basic sanitation services (% of population)	23	27	31	
People using at least basic drinking water services (% of population)	41	50	60	

**Note:** ILO = International Labour Organization; PPP = purchasing power parity.

a. The most current data available between 2015 and 2021; visit <http://data.worldbank.org> for data updates.

b. Data includes all low- and middle-income countries in Sub-Saharan Africa.

For more information, visit [www.worldbank.org/en/region/afr/eastern-and-southern-africa](http://www.worldbank.org/en/region/afr/eastern-and-southern-africa).





## Spotlight

### New roads are changing lives in Madagascar

In Madagascar, national road RN44 is the only connection between the rice basin of Ambatondrazaka and the main road network in the Alaotra Mangoro region. But for years, its poor condition has stunted the agricultural productivity and potential of surrounding communities. Stalled trucks were the target of ambushes, making trips to market dangerous as well as arduous.

Madagascar has one of the world's least developed road networks. Road density is only 5.4 km per 100 sq km of land, leaving around 17 million rural residents unconnected. Most roads are in poor condition, making them highly vulnerable to cyclones. Through the \$140 million Connectivity for Rural Livelihood Improvement Project, we are helping rehabilitate 148 km and two bridges along the RN44 and RN12A national roads, as well as 500 km of local roads to ensure last-mile access to nearby villages. This project is also helping set up digital information kiosks along the main roads to offer farmers real-time access to market prices and demand. With better physical and digital connectivity, rural communities can better time the sale of their products.

A 40 km section of the RN44 is now completed; farmers can now easily reach Ambatondrazaka, the region's capital, where they can set better prices for their products. When work on the RN44 and RN12A is completed, the project will benefit 600,000 people and cut travel times by up to two-thirds. It will also improve road access to 125 schools and 45 health centers, while more than doubling the agricultural output of key products, such as lychee.

We are helping the government develop the transport sector for the long term. We are targeting investments for the most vulnerable communities and those affected by food insecurity to provide critical access and connectivity, while also improving resilience to climate shocks.

# Western and Central Africa

The Western and Central Africa region is projected to grow by 4.2 percent in 2022 and by 4.6 percent in 2023. Countries in the region are being affected by the war in Ukraine, primarily through higher global commodity prices, especially for wheat and energy. Although direct trade, investment, remittances, and migration links with Russia and Ukraine are generally limited, some countries will see more impact, such as Cameroon and the Gambia, because they import much of their grain from Russia and Ukraine.

These new challenges, combined with the COVID-19 pandemic, have highlighted the importance of regional integration to Africa's recovery efforts. It can help countries better coordinate in many ways, including on disease surveillance and response plans, regional trade, FCV, and private sector recovery. The Bank Group is committed to expanding our partnerships on regional cooperation and integration in support of Agenda 2063—a strategic framework to support inclusive and sustainable development in Africa. This will be achieved through our flagship projects, such as the implementation of the African Continental Free Trade Area Agreement, digital and energy integration, and trade facilitation.

## World Bank assistance

In fiscal 2022, the Bank approved \$12.6 billion in lending to Western and Central Africa for 92 operations, including \$386 million in IBRD commitments and \$12.2 billion in IDA commitments. More than half of these commitments went to countries affected by fragility, conflict, and violence. We also delivered 142 advisory services and analytics products in fiscal 2022.

To support countries facing economic shocks and recovering from the COVID-19 crisis, the Bank is engaged in strengthening governance, bolstering job creation and economic transformation, improving human capital, empowering women, and boosting climate resilience. We also support recovery by investing in health and expanding safety nets for the region's most vulnerable people.

## Strengthening governance and service delivery

We work with countries to address macroeconomic vulnerability and debt sustainability, reinforce institutions and government capacity, improve service delivery, promote digital opportunities, and support citizen engagement. In Burkina Faso, we supported the government in implementing a new legal framework to revamp public debt reporting for better debt transparency and management as well as helped the government manage decentralization. We also provided more than 420,000 internally displaced persons with essential household items and strengthened municipalities' capacity to mitigate the impacts of the country's security crisis and the COVID-19 pandemic, especially on vulnerable people.

We are helping countries work toward the regional goals of increasing electricity access from 50 to 64 percent by 2026, as well as internet connectivity from 30 to 43 percent by 2024. In Mauritania, we supported a program that has expanded the reach of broadband networks and reduced the costs of communications services. Mauritania also deployed 1,700 km of fiber optic cables to improve its mobile internet.

**TABLE 4 WESTERN AND CENTRAL AFRICA**  
**REGIONAL COMMITMENTS AND DISBURSEMENTS FOR FISCAL 2020–22**

	COMMITMENTS (\$ MILLIONS)			DISBURSEMENTS (\$ MILLIONS)		
	FY20	FY21	FY22	FY20	FY21	FY22
<b>IBRD</b>	9	500	386	155	132	261
<b>IDA</b>	9,514	10,955	12,213	5,469	6,045	6,544

Portfolio of operations under implementation as of June 30, 2022: \$50.3 billion.

## Creating more and better jobs

The Bank Group works with countries to support critical infrastructure, promote private sector investment, and boost job creation. This includes the \$538 million Cameroon-Chad Transport Corridor Project, which will help improve regional connectivity through better infrastructure and expand access to markets, benefiting about 12 million people.

In the Republic of Congo, we helped nearly 5,500 vulnerable youth—44 percent of them women—obtain training and skills for successful employment in key sectors. In Togo, we provided short-term employment, training for microentrepreneurs, and support for income-generating activities to benefit more than 14,000 youth in 200 of the poorest rural communities. In Senegal, we strengthened the technical, vocational education, and training system, supporting nearly 90,000 young people in their search for jobs in priority sectors. And in Liberia, we provided more than 10,000 youth—half of them women—with skills and business training as well as agricultural tools and supplies.

## Strengthening human capital and saving lives

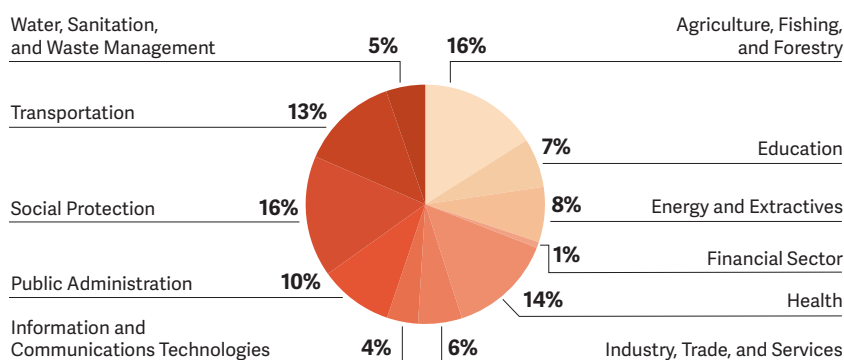
Education is critical in the fight against poverty and inequality. In December 2021, we launched the Sahel Education White Paper, which identifies key targets to address the region’s learning crisis. Drawing on this paper, the G5 Sahel leaders agreed to prioritize reforms to improve learning quality, increase girls’ participation in secondary education, and strengthen the basic skills and literacy of young adults. In June 2022, we launched a *regional education strategy* at a ministerial meeting in Ghana. This strategy was then endorsed by more than 40 ministers of finance and education, who also issued a joint call for action to expand reforms and build a regional coalition to improve education outcomes.

Also in Ghana, we helped deliver remote education to 4.5 million students during the pandemic and provided over 5.8 million children with sanitation kits and daily school meals. Across the region, we supported the African Higher Education Centers of Excellence for Development Impact Project, which significantly expanded post-graduate education by enrolling more than 14,000 students, over 30 percent of whom are women; it also provided more than 2,000 internships.

The Bank Group has moved quickly to help countries strengthen their pandemic preparedness and health systems, including \$926 million to support vaccination across the region in fiscal 2022. We helped Mauritania activate the National Public Health Emergency Operations Center, provide personal protective equipment and tools to improve case detection and contact tracing, and maintain essential health services. We also provided the country with medicines and vaccines. In Nigeria, we supported efforts to eradicate polio; in September 2021, the WHO declared the country polio-free.

**FIGURE 2 WESTERN AND CENTRAL AFRICA**  
**IBRD AND IDA LENDING BY SECTOR • FISCAL 2022**

SHARE OF TOTAL OF \$12.6 BILLION



## Ensuring greater climate resilience

Western and Central Africa faces rising food insecurity, driven by structural challenges such as fragility, high levels of poverty, climate change, environmental degradation, and low agricultural productivity. Up to 10 million more people may become food insecure due to the war in Ukraine. To address these urgent concerns, we are supporting the \$330 million Regional Food System Resilience Project, as well as food emergency response operations in Burkina Faso, Cameroon, Mauritania, and Niger.

We continue to help countries strengthen their ability to absorb, adapt to, and transform systems in response to climate change. Under the Great Green Wall Initiative, a multisectoral program in the Sahel and West Africa, we have helped restore over 1.6 million hectares of land threatened by aridity and desertification, benefiting over 17 million people in the past decade. In Nigeria, the Erosion and Watershed Management Project has trained 185,000 local government officials and community members in land degradation management, soil and water conservation, catchment management planning, sustainable farming, waste management, and water harvesting. The project has also helped Nigeria's government pioneer Green Bonds in Africa, raising \$30 million in 2017 and \$41 million in 2019.

**TABLE 5 WESTERN AND CENTRAL AFRICA**  
**REGIONAL SNAPSHOT**

INDICATOR	2000	2010	CURRENT DATA <sup>a</sup>	TREND
Total population (millions)	267	351	471	
Population growth (annual %)	2.7	2.8	2.6	
GNI per capita (Atlas method, current US\$)	456	1,576	1,729	
GDP per capita growth (annual %)	1.0	4.1	1.2	
Population living below \$1.90 a day (millions)	156	148	136	
Life expectancy at birth, females (years)	50	55	60	
Life expectancy at birth, males (years)	48	53	57	
Carbon dioxide emissions (megatons)	142	165	221	
Extreme poverty (% of population below \$1.90 a day, 2011 PPP)	58.6	42.2	30.5	
Debt service as a proportion of exports of goods, services, and primary income	11	3	12	
Ratio of female to male labor force participation rate (%) (modeled ILO estimate)	84	84	81	
Vulnerable employment, total (% of total employment) (modeled ILO estimate)	86	82	79	
Under-5 mortality rate per 1,000 live births	169	121	94	
Primary completion rate (% of relevant age group) <sup>b</sup>	54	68	70	
Individuals using the internet (% of population)	0	7	34	
Access to electricity (% of population)	34	42	52	
Renewable energy consumption (% of total final energy consumption)	83	81	77	
People using at least basic sanitation services (% of population)	22	28	35	
People using at least basic drinking water services (% of population)	50	61	72	

**Note:** ILO = International Labour Organization; PPP = purchasing power parity.

a. The most current data available between 2015 and 2021; visit <http://data.worldbank.org> for data updates.

b. Data includes all low- and middle-income countries in Sub-Saharan Africa.

For more information, visit [www.worldbank.org/en/region/afr/western-and-central-africa](http://www.worldbank.org/en/region/afr/western-and-central-africa).





## Spotlight

### Helping Cabo Verde deliver COVID-19 vaccines

Located 500 km off the coast of West Africa, Cabo Verde is a 10-island archipelago. When COVID-19 hit, the government shut down travel to and from the country to prevent the virus from spreading. However, this took a toll on people's lives and livelihoods. Tourism—a key driver of economic growth—suddenly stopped, and many people lost their jobs.

By early 2021, vaccines offered hope, but the fragmentation of Cabo Verde's territory presented challenges in delivering vaccines to more than 400,000 people. As the country saw rapid growth in demand, the government started delivering vaccines in March 2021 with support from the Bank Group and other bilateral and multilateral partners. The campaign expanded rapidly toward the end of 2021, benefiting from an increase in the supply of doses through international assistance, including Bank support. Since February 2021, we have provided \$15 million from IDA to help Cabo Verde purchase and deploy vaccines for its people.

The Bank also helped the country launch a digital health pass, the NhaCard. This pass is designed to provide people with COVID-19 testing and vaccination certificates, as well as access to telemedicine and other health services. The government introduced the pass in July 2021, making it mandatory for citizens to show proof of vaccination to access cultural events, concerts, restaurants, bars, and long-distance flights. It is now recognized in all European countries. It has also been critical in helping the country reopen to tourism.

Thanks to a strong health system and a sound supply strategy, Cabo Verde became a model for the response to COVID-19 and vaccination campaigns. With more than 70 percent of adults fully vaccinated, it now has Sub-Saharan Africa's third highest rate of vaccination coverage, after the Seychelles and Mauritius.

# East Asia and Pacific

East Asia and Pacific looked set to overcome the challenges related to COVID-19 at the start of 2022. However, shocks from the war in Ukraine disrupted the supply of commodities, tightened financial markets, and dampened global growth. These shocks compounded risks from the effects of the pandemic, financial tightening amid rising interest rates, and China's slowdown as it faced a resurgence of COVID-19.

While some larger countries were better equipped to weather these shocks, the repercussions have weighed on economic activity in most of the region. Projected regional growth for 2022, estimated at 5.4 percent in October 2021, dropped to 4.4 percent. If global conditions worsen and national policy responses are weak, growth could slow more markedly, to 4.0 percent, potentially trapping 6 million more people in poverty (living on less than \$5.50 a day) during 2022. However, countries could lessen these risks and grasp opportunities with bold reforms of their fiscal, prudential, trade, and innovation policies.

## World Bank assistance

The Bank approved \$7.2 billion for 62 operations in the region in fiscal 2022, including \$5.5 billion in IBRD commitments and \$1.7 billion in IDA commitments. We also signed Reimbursable Advisory Services agreements with two countries for a total of \$3 million.

Our work in the region focuses on four main areas: economic recovery, human capital and innovation, resilient infrastructure, and sustainability—with the COVID-19 response remaining an integral part of our work. We continue to deepen our partnerships with some of the region's non-borrowing member countries, including Korea, Malaysia, and Singapore, allowing us to generate and exchange development lessons and solutions for shared priorities.

## Building human capital

Investing in human capital is key to ensuring long-term sustainable growth and reducing poverty. In Cambodia, we are supporting the Secondary Education Improvement Project, which seeks to strengthen school-based management and upgrade teacher skills. Over 2,000 teachers and 500 school administrators have enrolled so far, obtaining computer and online skills that support both better instruction and professional development.

In Indonesia, we are supporting an emergency cash benefit to quickly reach 10 million poor and vulnerable families to preserve their livelihoods. This was complemented by IFC financing that provided additional liquidity to a food manufacturer in a frontier region to preserve jobs. In the Philippines, Bank financing enabled emergency cash transfers to 4.4 million poor and vulnerable households as well as intensive technical assistance to buttress delivery systems. IFC contributed complementary support for women-owned SMEs and microfinance in the country.

**TABLE 6 EAST ASIA AND PACIFIC**

### REGIONAL COMMITMENTS AND DISBURSEMENTS FOR FISCAL 2020–22

	COMMITMENTS (\$ MILLIONS)			DISBURSEMENTS (\$ MILLIONS)		
	FY20	FY21	FY22	FY20	FY21	FY22
<b>IBRD</b>	4,770	6,753	5,482	4,679	4,439	5,439
<b>IDA</b>	2,500	1,115	1,673	1,589	1,297	1,502

Portfolio of operations under implementation as of June 30, 2022: \$34.7 billion.

### Promoting economic recovery

We help countries expand private sector opportunities and create an enabling environment for investment and innovation to promote sustainable growth. In Fiji, we are supporting reforms to enable private sector recovery, including the emergence of a corporate bond market and digital solutions to improve the efficiency and cost-effectiveness of retail and business transactions for SMEs. In Thailand, we provided technical and analytical support for market-based instruments to help reduce greenhouse gas emissions. In Mongolia, we helped link herders with markets and improve livestock production. We are also supporting the Southeast Asia Regional Economic Corridor and Connectivity Project, which will improve climate-resilient transport connectivity and regional trade along an east-west corridor through northern parts of the Lao People’s Democratic Republic. The Bank also provided financing and advisory support for Vietnam’s electricity company, which helped it achieve its first credit rating from Fitch, in turn helping the company raise market financing.

### Mobilizing climate finance for resilient growth

We are helping several countries in the region—including China, Indonesia, Malaysia, and Vietnam—prepare roadmaps and action plans for domestic carbon pricing instruments and strengthen their legal and regulatory framework. We are also helping countries accelerate the supply of credits to reduce emissions. This includes approval of a total of \$216 million in emission reductions payment agreements under the Forest Carbon Partnership Facility in Fiji, Indonesia, Lao PDR, and Vietnam.

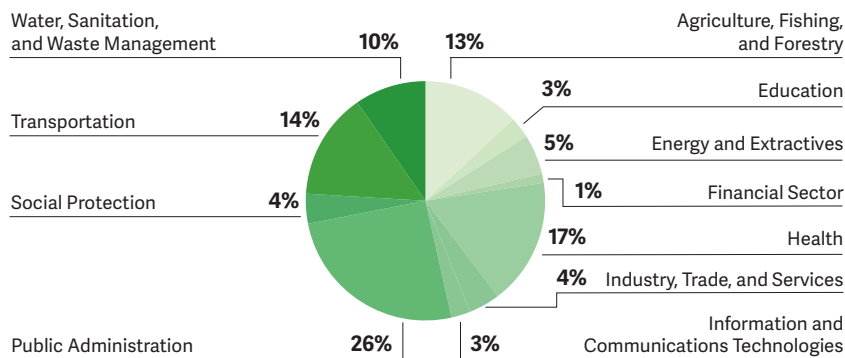
In Indonesia, we are helping rehabilitate 600,000 hectares of mangroves by strengthening the areas’ management as well as mobilizing financing from potential carbon credits. We are also working with Indonesia’s Jambi province to improve landscape management of around 5 million hectares of forests, helping reduce emissions while promoting alternative livelihoods. In Vietnam, we are helping mobilize private investors and renewable energy markets while supporting local communities by delivering over 1 million certified emissions reductions credits from small hydropower projects. These have resulted in more than \$220 million in additional investment from local banks and the private sector.

### Building resilience and sustainability

East Asia and Pacific is highly vulnerable to the effects of climate change. We work with countries across the region to strengthen resilience, reduce pollution and emissions, support climate-smart agriculture, and transition toward clean and renewable energy. In Cambodia, we are helping improve climate resilience by upgrading road access to hospitals and schools in rural areas while reducing transportation costs and risks for agriculture supply chains and logistics. We helped Indonesia develop its first pumped storage hydropower plant, improving power generation capacity during peak demand while supporting energy transition and decarbonization.

**FIGURE 3 EAST ASIA AND PACIFIC**  
**IBRD AND IDA LENDING BY SECTOR • FISCAL 2022**

SHARE OF TOTAL OF \$7.2 BILLION



In the Marshall Islands, we are supporting disaster protection in urban communities for more climate-resilient public facilities and urban spaces as well as better climate adaptation. This includes the construction of coastal protection—including sea walls, dikes, and embankments—to protect infrastructure in Majuro, drawing on the Bank’s knowledge products, including the *Adapting to Rising Sea Levels in Marshall Islands* study and the *Legal Dimensions of Sea Level Rise* report.

## Addressing COVID-19

Since the start of the pandemic, we have provided \$1.4 billion to finance the purchase and distribution of COVID-19 vaccines, tests, and treatments in East Asia and Pacific, with emphasis on reaching the poorest and most vulnerable people. Strong partnerships and flexible financing approaches played an important role in helping countries ramp up their vaccination programs while simultaneously investing in health and social protection. This includes efforts to strengthen Fiji’s health system and to help Indonesia move quickly to ensure effective vaccine deployment.

**TABLE 7 EAST ASIA AND PACIFIC  
REGIONAL SNAPSHOT**

INDICATOR	2000	2010	CURRENT DATA <sup>a</sup>	TREND
Total population (millions)	1,816	1,966	2,122	
Population growth (annual %)	1.0	0.7	0.4	
GNI per capita (Atlas method, current US\$)	910	3,755	9,300	
GDP per capita growth (annual %)	6.6	9.1	6.9	
Population living below \$1.90 a day (millions)	632	212	20	
Life expectancy at birth, females (years)	72	75	78	
Life expectancy at birth, males (years)	68	71	73	
Carbon dioxide emissions (megatons)	4,137	9,648	12,492	
Extreme poverty (% of population below \$1.90 a day, 2011 PPP)	34.8	10.8	0.9	
Debt service as a proportion of exports of goods, services, and primary income	16	5	10	
Ratio of female to male labor force participation rate (%) (modeled ILO estimate)	82	79	80	
Vulnerable employment, total (% of total employment) (modeled ILO estimate)	62	51	45	
Under-5 mortality rate per 1,000 live births	42	23	14	
Primary completion rate (% of relevant age group)	92	96	98	
Individuals using the internet (% of population)	2	29	67	
Access to electricity (% of population)	91	95	98	
Renewable energy consumption (% of total final energy consumption)	32	16	15	
People using at least basic sanitation services (% of population)	56	74	90	
People using at least basic drinking water services (% of population)	80	88	94	

**Note:** ILO = International Labour Organization; PPP = purchasing power parity.

a. The most current data available between 2015 and 2021; visit <http://data.worldbank.org> for data updates.

For more information, visit [www.worldbank.org/eap](http://www.worldbank.org/eap).





## Spotlight

### Supporting the response to COVID-19 in the Philippines

COVID-19 has exacted a heavy toll on the Philippines. On top of the loss of lives and impacts on health, the economy contracted 9.5 percent in 2020, amid plunges in consumption, investment, exports, tourism, and remittances. Many people lost jobs, experienced food shortages, and struggled to access health care. To limit the spread of the virus, authorities implemented quarantine restrictions and limited mobility and business operations. The country has since launched a large-scale vaccination program and strengthened its health system, with a focus on the poorest and most vulnerable people.

In April 2020, we provided \$100 million to address the country's urgent health care needs and bolster public health preparedness. This helped procure personal protective equipment; antivirals, antibiotics, and other medicines; and medical supplies and equipment, such as ventilators, cardiac monitors, x-ray machines, laboratory equipment, and test kits. In March 2021, we provided an additional \$500 million to help purchase and deliver COVID-19 vaccines, prioritizing frontline health workers, senior citizens, teachers, government workers, Indigenous Peoples, and other vulnerable groups. A further \$300 million in December 2021 supported vaccination for youth and booster doses for health workers and others most at risk.

With high vaccination rates and stronger capacity for health response, the Philippines is better able to manage the pandemic. Support from the Bank and other development partners has helped the country administer more than 153 million COVID-19 vaccine doses as of June 2022. Today, cases are generally low. People can travel freely and access health services more easily, and most businesses are open. The economy has begun to recover, growing 8.3 percent in the first quarter of 2022. Despite global uncertainties, growth is expected to continue through 2022, amid declining numbers of COVID-19 cases, greater mobility, and the wider resumption of economic and social activities.

# Europe and Central Asia

Following on COVID-19, the Russian invasion of Ukraine is the second major shock in two years to trigger an economic contraction in the developing countries of Europe and Central Asia. Regional output is forecast to shrink by 3 percent in 2022, as the impacts of the war reverberate through commodity and financial markets, trade and migration links, and business and consumer confidence.

The war has increased the risks of widespread financial stress, inflation, and food insecurity. A protracted war is likely to further heighten policy uncertainty and fragment regional integration of trade and investment. It has already caused the largest refugee crisis in Europe since World War II.

## World Bank assistance

In fiscal 2022, the World Bank approved \$8.5 billion in lending to the region for 47 operations, including \$6.0 billion in IBRD commitments and \$2.5 billion in IDA commitments. The Bank supported 16 Reimbursable Advisory Services agreements with six countries for a total of \$36 million.

In the near term, we are prioritizing support to address the impacts of COVID-19 and the war. In addition to support for Ukraine and for countries hosting refugees, such as Moldova and Romania, the focus includes energy efficiency, security, and green transition; food security; and regional investment. Over the longer term, we continue to work toward four broad priorities in the region: supporting a green transition, boosting human capital, enabling markets, and building and strengthening institutions.

## Supporting a green transition

A green transition has become even more important to our efforts to support growth, resilience, and inclusion in the region. While the war in Ukraine imposes urgent priorities, it also underscores the importance of accelerating the shift away from fossil fuels for greater energy security while ensuring a just transition that does not leave communities behind. We support countries in their green transition by addressing unsustainable resource extraction and environmental degradation, strengthening resilience to natural disasters and climate change, investing in inclusive infrastructure, and promoting cleaner energy. These efforts are informed by our analytical work, such as the region's first Country Climate and Development Report for Türkiye and the *EU Circular Economy Report*. We are assessing where countries will lose “brown” jobs—those in sectors that rely heavily on fossil fuels and do not address potentially negative impacts on the environment—and where green jobs can be created, including to help ensure that women and youth, especially from vulnerable and marginalized communities, can better participate in the labor force.

We are supporting this transition in Poland, Serbia, and Uzbekistan by greening residential heating systems through energy efficiency and renewable energy sources such as solar. In Türkiye, we provided \$300 million to scale up private sector investment in geothermal energy. In Tajikistan and Uzbekistan, we are helping restore landscapes to address environmental degradation, while in countries like Bosnia and

**TABLE 8 EUROPE AND CENTRAL ASIA**  
**REGIONAL COMMITMENTS AND DISBURSEMENTS FOR FISCAL 2020–22**

	COMMITMENTS (\$ MILLIONS)			DISBURSEMENTS (\$ MILLIONS)		
	FY20	FY21	FY22	FY20	FY21	FY22
<b>IBRD</b>	5,699	4,559	5,974	3,100	3,625	4,580
<b>IDA</b>	1,497	1,315	2,511	365	880	764

Portfolio of operations under implementation as of June 30, 2022: \$35.9 billion.

Herzegovina, Tajikistan, Türkiye, and Uzbekistan, we are supporting climate-smart agriculture. We are also boosting climate and disaster resilience, including for Turkish cities. In the Kyrgyz Republic, we are ensuring that climate considerations are reflected in infrastructure projects, such as climate-resilient water services. We are also providing development policy financing to countries such as Kazakhstan, Moldova, Romania, and Uzbekistan to enable critical policy and institutional reforms toward a green transition.

### Boosting human capital

We continue to address the urgent risks to human capital—including regional challenges related to education, an aging population, and health—that have been exacerbated by the impacts of COVID-19. Our support includes emergency financing for health systems, vaccination, and social protection in Tajikistan, Türkiye, and Ukraine. We are also helping countries build adaptive and inclusive human capital through better access to quality health services, education, social protection, and jobs.

In Georgia, a \$400 million Program-for-Results is helping improve these aspects of human capital by supporting more efficient service delivery and promoting inclusion of disadvantaged and vulnerable groups. It will improve social protection coverage for poor households with children, connect unemployed people to job opportunities, strengthen primary health and hospital care, enhance facilities and teaching quality in schools, and promote digital tools for education. We are also supporting inclusive and sustainable education in Armenia and Croatia, better health systems in Albania and Bosnia and Herzegovina, and labor market and social assistance reforms in Kosovo and Türkiye.

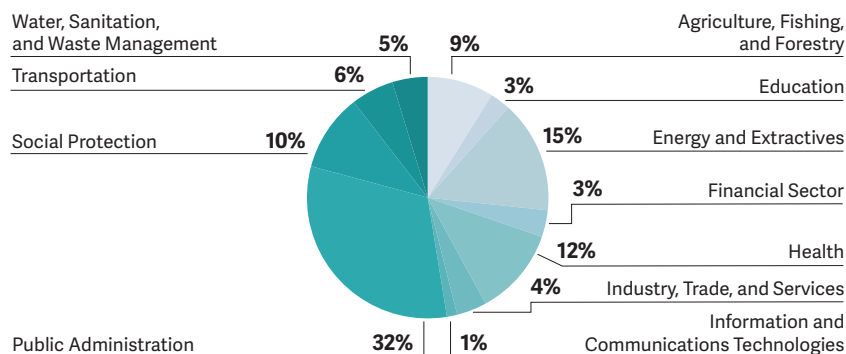
### Enabling markets

Enhancing competition is key to support dynamism, innovation, and investment. We help countries continue their transitions to a market economy and boost private sector investment. In Kazakhstan, we provided \$400 million to support institutional and policy changes for a more competitive economy driven by a vibrant private sector and an accountable public sector. We provided \$56 million to Kosovo to spur economic growth and ensure a sustainable and inclusive recovery from COVID-19, with a focus on regulatory measures to promote private sector development and accelerate digitalization.

In Uzbekistan, we are helping accelerate reforms to shift from a state-led model to greater market orientation, particularly in agriculture. We are also promoting enterprise development in the country’s rural areas through business incubation, advisory services, market access, green technologies, and financing for women’s entrepreneurship. In Tajikistan, we are improving the environment for commercial banks to lend to small and medium enterprises. And in Moldova, we are helping reduce businesses’ regulatory burdens and increase their access to finance as ways to strengthen export competitiveness.

**FIGURE 4 EUROPE AND CENTRAL ASIA**  
**IBRD AND IDA LENDING BY SECTOR • FISCAL 2022**

SHARE OF TOTAL OF \$8.5 BILLION



## Building and strengthening institutions

We continue to help countries build more efficient, transparent, and inclusive institutions. This includes promoting sound macrofinancial policies and regulatory frameworks as well as reforming state-owned enterprises. In Ukraine, we approved \$350 million in budget support in December 2021 to open up land markets by strengthening governance and management, support trade reforms to improve connectivity to the EU, and bolster the social safety net for pensioners who are vulnerable to health and income shocks, such as COVID-19.

In Armenia, we are helping modernize public services and facilitate economic transformation by strengthening digital service delivery. In Uzbekistan, we are strengthening the capacity of the national statistical system to close data gaps in essential development priorities, such as gender equality, poverty reduction, and environmental sustainability. In Albania and Tajikistan, we are helping improve the performance and management of water and sanitation utilities as well as increase access to their services. And in the Kyrgyz Republic, we are helping strengthen the electricity sector's financial performance and reliability.

**TABLE 9 EUROPE AND CENTRAL ASIA  
REGIONAL SNAPSHOT**

INDICATOR	2000	2010	CURRENT DATA <sup>a</sup>	TREND
Total population (millions)	369	378	402	
Population growth (annual %)	0.0	0.6	0.2	
GNI per capita (Atlas method, current US\$)	1,796	7,415	8,351	
GDP per capita growth (annual %)	8.4	5.0	6.6	
Population living below \$1.90 a day (millions)	34	11	5	
Life expectancy at birth, females (years)	73	75	77	
Life expectancy at birth, males (years)	62	66	69	
Carbon dioxide emissions (megatons)	2,583	2,846	2,943	
Extreme poverty (% of population below \$1.90 a day, 2011 PPP)	7.4	2.4	1.1	
Debt service as a proportion of exports of goods, services, and primary income	19	22	27	
Ratio of female to male labor force participation rate (%) (modeled ILO estimate)	73	73	70	
Vulnerable employment, total (% of total employment) (modeled ILO estimate)	23	19	18	
Under-5 mortality rate per 1,000 live births	36	18	11	
Primary completion rate (% of relevant age group)	94	98	100	
Individuals using the internet (% of population)	2	38	80	
Access to electricity (% of population)	100	100	100	
Renewable energy consumption (% of total final energy consumption)	5	5	6	
People using at least basic sanitation services (% of population)	88	91	95	
People using at least basic drinking water services (% of population)	93	95	96	

**Note:** ILO = International Labour Organization; PPP = purchasing power parity.

a. The most current data available between 2015 and 2021; visit <http://data.worldbank.org> for data updates.

For more information, visit [www.worldbank.org/eca](http://www.worldbank.org/eca).





## Spotlight

### Mobilizing rapid support for Ukraine amid the war

The Russian invasion of Ukraine in February 2022 triggered a humanitarian catastrophe, threatening geopolitical stability and an already uneven global economic recovery. The war is exacting a severe toll on Ukraine, reflected in fiscal and financial pressures, disruptions to trade, the displacement of millions, and heavy damage to infrastructure. The country faces a contraction in GDP of 45 percent in 2022 and a weak recovery thereafter. Depending on how long the war lasts, the percentage of people living on \$5.50 a day or falling below this poverty line is projected to increase to 19.8 percent in 2022, up from 1.8 percent in 2021, with another 59 percent at risk of falling into poverty. The damage to productive and export capacity and to human capital will also have lasting economic and social repercussions. By 2025, even though reconstruction efforts could push growth above 7 percent, GDP is expected to be a third less than in 2021.

The Bank is responding rapidly to address the war's impacts and support the most urgent priorities, including macroeconomic stability, essential public services, and humanitarian relief. Ahead of a ministerial roundtable on support to Ukraine at the 2022 Spring Meetings, we prepared the *Relief, Recovery and Resilient Reconstruction* approach paper, which recommended immediate action areas to help regain incomes and reduce poverty, as well as priorities to support resilient, inclusive recovery and reconstruction.

Unlike many countries in conflict situations, and despite limited resources, Ukraine is continuing to provide basic services, repair damaged infrastructure, and perform emergency rescue operations through its central and regional governments. After the war started, we quickly mobilized a package of Bank and partner budget support financing to help ensure the delivery of critical public services and social expenditures, including wages for hospital workers and pensions for the elderly and vulnerable. This included about \$490 million in IBRD financing, supported by around \$140 million in bilateral donor guarantees to IBRD. In addition, we mobilized grant financing from bilateral partners via a multi-donor trust fund, as well as parallel financing. We also approved \$91 million in additional financing to maintain support for emergency needs arising from the COVID-19 pandemic, including vaccinations. And in June, we approved another \$1.5 billion in Bank financing—including \$1.0 billion in exceptional support from IDA, with the balance supported by donor guarantees—to help the government maintain operations and finance wages amid enormous fiscal and financial pressures.

We are also adjusting and restructuring existing projects in Ukraine. This includes \$100 million in reallocated financing to cover scholarships for over 220,000 students from lower-income families, helping preserve the country's human capital. We also committed \$35 million under an existing health project to procure and deliver emergency medical equipment and supplies for hospitals that are serving people in war-affected areas. And we reallocated \$99 million through a Contingent Emergency Response Component of an existing project to address the urgent needs of people who are internally displaced.

# Latin America and the Caribbean

Latin America and the Caribbean's economy rebounded 6.7 percent in 2021 after a sharp drop the previous year, almost completely recovering to pre-pandemic GDP levels. However, the social costs of the crisis were devastating, and scars remain. Sluggish growth prospects of 2.5 percent in 2022 and 1.9 percent in 2023 raise fears of a new low-growth cycle and meager social gains.

Poverty has risen to its highest point in decades. Excluding Brazil, which implemented generous mitigation measures, poverty rates (those living on less than \$5.50 a day) remain almost 2 percentage points above their pre-pandemic levels, at 27.5 percent. The effects of the crisis will also be felt over the long term. School-age children lost up to one and a half years of education, which is expected to cause a 12 percent loss in lifetime earnings. Employment has only partially recovered, and economic growth continues to face serious challenges.

## World Bank assistance

The Bank approved \$10.4 billion in lending to the region for 55 operations in fiscal 2022, including \$9.4 billion in IBRD commitments and \$1.0 billion in IDA commitments. We signed one Reimbursable Advisory Services agreement with Chile for a total of \$200,000.

The Bank supports countries in the region by protecting and investing in human capital, building resilience to better manage and withstand shocks, promoting green and inclusive growth, attracting private investment, strengthening institutions, and engaging with traditionally excluded groups, including Indigenous peoples, Afro-descendants, and rural communities. We also help countries implement structural reforms and promote inclusion, gender equality, and green growth. In fiscal 2022, we focused on reversing the impacts of the COVID-19 crisis and promoting more equitable and sustainable growth across the region. This includes supporting health, social protection, and education, as well as aiding businesses, fostering job creation, and supporting the purchase and deployment of vaccines.

## Promoting inclusive growth

We are supporting inclusive growth by helping countries improve productivity and job creation, strengthen social protection systems, promote digital transformation, and create opportunities for all. In Bolivia, a \$254 million project has supported the COVID-19 response since the pandemic began. This includes expanding social protection by providing emergency cash transfers to more than 3.5 million people, over 1.5 million of them women. In the Caribbean, we are helping expand 3G networks to reach over 95 percent of people in Grenada, St. Lucia, and St. Vincent and the Grenadines, as well as connect nearly 70,000 people in these countries to high-quality digital networks. This will provide access to key services and improve links to markets.

**TABLE 10 LATIN AMERICA AND THE CARIBBEAN**  
**REGIONAL COMMITMENTS AND DISBURSEMENTS FOR FISCAL 2020–22**

	COMMITMENTS (\$ MILLIONS)			DISBURSEMENTS (\$ MILLIONS)		
	FY20	FY21	FY22	FY20	FY21	FY22
<b>IBRD</b>	6,798	9,464	9,407	5,799	8,741	8,911
<b>IDA</b>	978	769	1,030	466	495	510

Portfolio of operations under implementation as of June 30, 2022: \$33.8 billion.

## Investing in human capital

We work with countries to foster access to health services and quality education for all. In Colombia, we supported the government’s efforts to integrate Venezuelan migrants, which included ensuring access to education for thousands of migrant children. We are also supporting two programs totaling over \$1.4 billion to address the country’s migration challenges, promote fiscal sustainability, and improve market competitiveness for more inclusive growth. In the Dominican Republic, we provided \$100 million to support the COVID-19 response, including health measures to ramp up supply provision and service delivery, financing for tests, and equipment for hospitals, including more than 4,200 isolation beds.

## Fostering a green and sustainable recovery

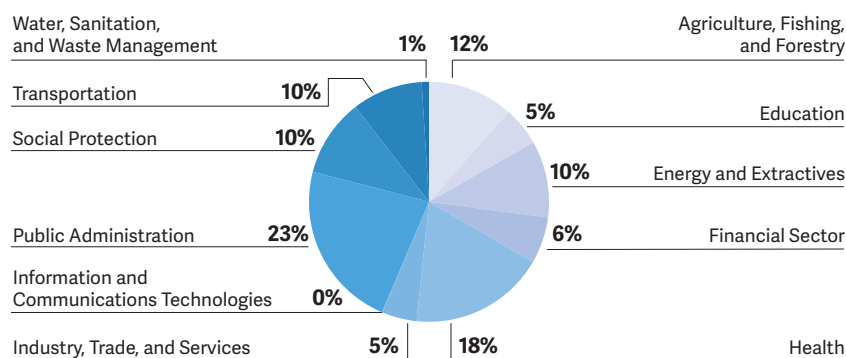
Latin America and the Caribbean is highly vulnerable to weather-related disasters and the growing challenges of climate change, affecting the poor and disadvantaged most. We work with countries to support green, sustainable growth and build more resilient infrastructure. In Brazil, a \$300 million project is improving the road network and providing all-season access for 400,000 people in the state of Tocantins. It is also supporting small business development in agriculture and tourism, improving educational services, and enhancing environmental management. In Argentina, we are promoting the sustainable use of nature in almost 200,000 hectares of native forest, reducing pressure on ecosystems by generating economic alternatives for rural communities. These efforts have helped improve the livelihoods of about 1,000 rural farmers and Indigenous people living in or around these protected areas through honey production, sustainable livestock, and nature-based tourism.

Caribbean countries such as Dominica, Grenada, St. Kitts and Nevis, St. Lucia, and St. Vincent and the Grenadines are especially vulnerable to climate-related events. Promoting awareness about sustainable ocean resources is key to transitioning to a vibrant blue economy, where the region’s natural assets may offer economic opportunities to address poverty and unemployment. In fiscal 2022, IDA and PROBLUE (a multidonor trust fund administered by the Bank) provided financing to support a Blue Economy Strategic Action Plan for the region, along with marine pollution and fisheries management legislation and data on ocean resources.

## Supporting countries’ development goals

In addition to financing, we provide countries with advisory services, technical assistance, and analyses to support their development goals. Our regional report, *Strengthening Public Health Surveillance through Wastewater Testing*, looks at how countries can improve the detection, diagnosis, control, and monitoring systems for viruses that cause diseases like COVID-19. Our *Inclusion of Persons with Disabilities in Latin America and the Caribbean* report discusses the physical and legal barriers that people with disabilities face and how to promote their inclusion. In *The Fast Track to*

**FIGURE 5 LATIN AMERICA AND THE CARIBBEAN**  
**IBRD AND IDA LENDING BY SECTOR • FISCAL 2022**  
 SHARE OF TOTAL OF \$10.4 BILLION



*New Skills* report, we emphasize the positive impact that technical degrees, tertiary careers, and advanced vocational training programs can have in times of crisis, such as the pandemic, when millions of people across the region need to acquire skills for a rapidly changing world of work.

We also advise countries on ways to promote inclusion and gender equality. In Mexico, we proposed policy actions to enhance female labor force participation and reduce teen pregnancy, especially among the most vulnerable. And in Chile, we helped launch an integrated case management platform to strengthen the governance of institutions that help survivors of gender-based violence, enabling timely responses and case monitoring to prevent delays and recurring violence.

**TABLE 11 LATIN AMERICA AND THE CARIBBEAN  
REGIONAL SNAPSHOT**

INDICATOR	2000	2010	CURRENT DATA <sup>a</sup>	TREND
Total population (millions)	469	531	596	
Population growth (annual %)	1.5	1.1	0.9	
GNI per capita (Atlas method, current US\$)	4,021	7,619	7,537	
GDP per capita growth (annual %)	2.1	5.5	5.5	
Population living below \$1.90 a day (millions)	66	35	24	
Life expectancy at birth, females (years)	75	77	79	
Life expectancy at birth, males (years)	68	71	73	
Carbon dioxide emissions (megatons)	1,038	1,296	1,382	
Extreme poverty (% of population below \$1.90 a day, 2011 PPP)	12.8	6.1	4.1	
Debt service as a proportion of exports of goods, services, and primary income	43	14	30	
Ratio of female to male labor force participation rate (%) (modeled ILO estimate)	60	66	68	
Vulnerable employment, total (% of total employment) (modeled ILO estimate)	36	33	34	
Under-5 mortality rate per 1,000 live births	35	25	16	
Primary completion rate (% of relevant age group)	99	100	99	
Individuals using the internet (% of population)	3	34	73	
Access to electricity (% of population)	91	96	98	
Renewable energy consumption (% of total final energy consumption)	30	30	29	
People using at least basic sanitation services (% of population)	73	81	88	
People using at least basic drinking water services (% of population)	90	94	97	

**Note:** ILO = International Labour Organization; PPP = purchasing power parity.

a. The most current data available between 2015 and 2021; visit <http://data.worldbank.org> for data updates.

For more information, visit [www.worldbank.org/lac](http://www.worldbank.org/lac).





## Spotlight

### Building resilience to disasters

Latin America and the Caribbean is suffering from increasingly serious effects of climate change, which has already inflicted significant economic and social costs on countries. Hurricanes, floods, and droughts are becoming more frequent, with many people and communities exposed to tsunamis, epidemics, landslides, and wildfires.

On average, countries in the region have lost 1.7 percent of annual GDP due to climate-related disasters over the past two decades. Nearly 6 million people could fall into extreme poverty by 2030, mostly due to a lack of safe water and sanitation, as well as greater exposure to excessive heat and floods.

If no actions are taken, agriculture will be hard hit, with crop yields decreasing in virtually all countries, and energy generation will be undermined by changes in the hydrological cycle. Helping the region adapt is key to achieving countries' sustainable development goals. In Uruguay, we are promoting smart agriculture and natural resources management. These efforts have helped more than 5,000 farmers, and sustainable landscape management practices are being applied to over 2.7 million hectares of land. This helps prevent soil degradation and water pollution while mitigating the impact of climate-related events.

Like many countries in the region, Panama is highly exposed to more frequent and intense catastrophic events, which affect its economy and its capacity to finance disaster preparedness and response. This affects mostly the poor, given their limited capacity to cope with the loss of housing, livelihoods, and access to basic services. To address this, we are helping Panama build its fiscal and financial resilience against natural hazards and the effects of climate change.

In Ecuador, a \$200 million project is helping improve the equity, integration, and sustainability of social safety net programs to boost resilience to macroeconomic shocks and strengthen the country's risk management capacity. During the pandemic, the project has reached close to 2.5 million people, about half of them women. And in the Dominican Republic, we provided \$150 million to enhance resilience to disasters such as earthquakes, hurricanes, and tropical storms. This project helped strengthen institutions for better resilience and promoted mandatory risk reduction regulation for public investments and construction work.

# Middle East and North Africa

Countries in the Middle East and North Africa face an uncertain and uneven recovery amid the impacts of COVID-19, the war in Ukraine, and other challenges. Regional GDP is expected to grow by an average of 5.2 percent in 2022, owing primarily to an increase in global oil prices, which benefits the region's oil-exporting countries. Many high-income countries in the region have also administered successful COVID-19 vaccination campaigns. However, a wide range of challenges persist, including a slow pace of vaccination among lower-income and conflict-affected countries as well as severe climate vulnerabilities. The war in Ukraine is exacerbating food security challenges and causing widespread commodity market disruptions, as the region is highly dependent on food imports. Jordan and Lebanon rely on global markets for as much as 90 percent of their wheat consumption; by volume, Egypt is the world's largest importer of wheat.

## World Bank assistance

The World Bank approved \$4.9 billion in lending to the region for 29 operations in fiscal 2022, including \$4.1 billion in IBRD commitments and \$817 million in IDA commitments. Another \$80 million in special financing was provided for projects in the West Bank and Gaza. We also delivered 96 advisory services and analytics products. Revenue from Reimbursable Advisory Services agreements reached \$28 million, for ongoing strategic and technical assistance on social and economic reforms in the Gulf Cooperation Council countries.

Across the region, the Bank Group seeks to strengthen countries' resilience by providing immediate crisis response while supporting structural reforms for inclusive and sustainable development. We seek to help restore trust between citizens and their states by strengthening governance, service delivery, and transparency; boost job creation for youth and women by promoting competitive markets and private sector-led growth; improve human capital outcomes by modernizing education, health, and social protection systems; address fragility by supporting reconstruction and targeting the root causes of conflict; and facilitate green growth by combating climate change and environmental degradation while preparing for energy transitions.

## Expanding access to COVID-19 vaccines

The Bank continues to help countries address the health impacts of COVID-19 and to support vaccination across the region; this includes over \$300 million in financing for vaccines since January 2021. In Iraq, a \$100 million operation is helping supply and deploy vaccines, including the acquisition of nearly 6 million doses, equipment for waste management in health care, an electronic registration system, logistics and supply chain management, and communication campaigns to address hesitancy. In Lebanon, we provided personal protective equipment, ventilators, and beds for public hospitals across the country; we also supported equitable access to vaccines for more than 2 million people, including Syrian refugees.

**TABLE 12 MIDDLE EAST AND NORTH AFRICA**  
**REGIONAL COMMITMENTS AND DISBURSEMENTS FOR FISCAL 2020–22**

	COMMITMENTS (\$ MILLIONS)			DISBURSEMENTS (\$ MILLIONS)		
	FY20	FY21	FY22	FY20	FY21	FY22
<b>IBRD</b>	3,419	3,976	4,135	2,415	2,764	3,407
<b>IDA</b>	203	658	817	151	379	559

Portfolio of operations under implementation as of June 30, 2022: \$23.5 billion.

## Strengthening social protection

Since the start of the COVID-19 crisis, the Bank has provided \$2.9 billion in financing and technical assistance to help countries in the Middle East and North Africa provide cash transfers and cash-for-work and strengthen social protection systems. In Tunisia, we are providing emergency cash transfers to mitigate the impact of the crisis on poor and vulnerable households and helping expand the country's main social assistance program. This support will help implement a new process to identify and target beneficiaries, improve efficiency, and expand coverage for the poorest 10 percent of the population. We are also working to make the program more adaptive and responsive to future shocks.

In the West Bank and Gaza, we are providing financing for cash transfers that will reach about 78,000 poor households that have lost income or been impacted by the deteriorating socioeconomic conditions during the pandemic. We are also helping implement cash-for-work projects in partnership with nongovernmental organizations, which are providing temporary employment to over 3,000 people, about half of them women.

## Improving critical infrastructure and regional integration

We are helping countries in the region strengthen critical sectors, including electricity, water, agriculture, and transport. We are also supporting greater regional integration, including the Pan-Arab Regional Market Technical Assistance program, a high-level initiative supported by the World Bank and regional development partners to boost integration between the region's power systems and the cross-border electricity trade as well as key transport and energy infrastructure in the Horn of Africa.

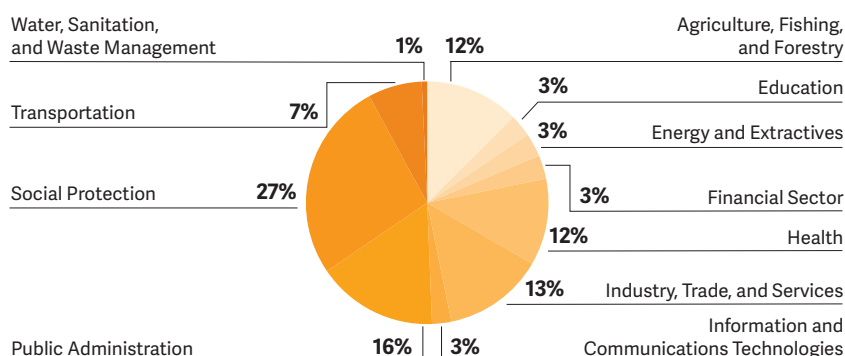
In the West Bank and Gaza, we are helping diversify energy sources and improve the operational and financial performance of electricity providers. Through a \$200 million multiphase programmatic approach, we are improving electricity infrastructure by upgrading existing lines and building capacity to absorb more solar energy, especially for areas facing shortages. We are also providing smart meters for distribution companies and expanding the supply of solar energy to public hospitals. And in Gaza, we are helping replace overhead lines with underground cables and redesigning low-voltage networks to reduce outages and increase resilience in the face of climate risks and potential future conflicts.

## Boosting climate resilience

The Bank remains focused on helping countries strengthen resilience to climate shocks. We are preparing the first series of Country Climate and Development Reports for the region, including for Egypt, Iraq, Jordan, and Morocco. These reports will serve as a platform for policy dialogue on opportunities and pathways to increase resilience amid growing climate risks. We also launched the Middle East and North Africa Climate Roadmap in fiscal 2022. Aligned with the Bank Group's Climate Change

**FIGURE 6 MIDDLE EAST AND NORTH AFRICA**  
**IBRD AND IDA LENDING BY SECTOR • FISCAL 2022**

SHARE OF TOTAL OF \$4.9 BILLION



Action Plan, this sets out an ambitious agenda for regional transformation in food and water security, energy transitions and low-carbon mobility, climate-smart cities, and sustainable finance. The approach builds on our existing operations, such as the Morocco Green Generation Program-for-Results, which is helping strengthen agri-food value chains and supporting youth employment in rural areas, and the Greater Cairo Air Pollution Management and Climate Change Project, which is helping reduce emissions and improve air quality in Egypt's capital region.

Our *Blue Skies, Blue Seas* report, launched in February 2022, examines the impact of pollution on skies and seas, which is estimated to cost more than 3 percent of GDP per year in some countries. The report offers policy recommendations to safeguard the region's blue natural assets—including clean air, healthy seas, and coastlines—while supporting green growth that will create jobs, diversify economies, and make the region a better place to live.

**TABLE 13 MIDDLE EAST AND NORTH AFRICA  
REGIONAL SNAPSHOT**

INDICATOR	2000	2010	CURRENT DATA <sup>a</sup>	TREND
Total population (millions)	279	333	403	
Population growth (annual %)	1.8	1.8	1.7	
GNI per capita (Atlas method, current US\$)	1,775	4,519	3,461	
GDP per capita growth (annual %)	4.2	3.4	2.4	
Population living below \$1.90 a day (millions)	10	7	27	
Life expectancy at birth, females (years)	71	74	76	
Life expectancy at birth, males (years)	68	70	72	
Carbon dioxide emissions (megatons)	822	1,245	1,489	
Extreme poverty (% of population below \$1.90 a day, 2011 PPP)	3.4	2.1	7.5	
Debt service as a proportion of exports of goods, services, and primary income	15	8	20	
Ratio of female to male labor force participation rate (%) (modeled ILO estimate)	25	26	24	
Vulnerable employment, total (% of total employment) (modeled ILO estimate)	36	33	31	
Under-5 mortality rate per 1,000 live births	46	29	23	
Primary completion rate (% of relevant age group)	81	89	93	
Individuals using the internet (% of population)	1	21	74	
Access to electricity (% of population)	92	95	97	
Renewable energy consumption (% of total final energy consumption)	3	3	3	
People using at least basic sanitation services (% of population)	80	85	90	
People using at least basic drinking water services (% of population)	86	90	94	

**Note:** ILO = International Labour Organization; PPP = purchasing power parity.

a. The most current data available between 2015 and 2021; visit <http://data.worldbank.org> for data updates.

For more information, visit [www.worldbank.org/mena](http://www.worldbank.org/mena).





## Spotlight

### Supporting food security in Yemen

Yemen is facing acute food insecurity and malnutrition driven by escalating conflict, rising food prices, supply chain disruptions, fuel shortages, unstable market trends, currency devaluation, and the COVID-19 pandemic. These developments present complex challenges on the ground and make it difficult to reach the most vulnerable people, especially in areas near the front lines. According to the Integrated Food Security Phase Classification, 174 million people in Yemen needed urgent assistance as of March 2022—this number could rise to 19 million by the end of 2022.

We are helping Yemen weather this crisis through a \$127 million project financed by early response financing under the IDA Crisis Response Window and the Global Agriculture and Food Security Program. We are implementing the project in partnership with UN agencies—the FAO, WFP, and UNDP—as well as Yemeni partner institutions, including the Social Fund for Development and the Public Works Project. This enables us to extend the reach of this support throughout the country.

The project is helping improve access to nutritious diets for more than half a million vulnerable people in the country's most food-insecure areas. It is helping improve food production for households while providing short-term income opportunities for local workers. The effort will also increase the production and sale of crops, livestock, and fish; improve nutrition for vulnerable rural households; and build capacity to manage food security and improve climate resilience. The focus includes agricultural production support to more than 19,000 women, cash-for-work opportunities for nearly 7,000 women, and nutrition assistance for over half a million women and children.

# South Asia

South Asia's GDP is expected to grow 6.8 percent in 2022 and 5.8 percent in 2023. But the impacts of the war in Ukraine have weakened this recovery—which was already uneven and fragile—contributing to inflation, deterioration of current account balances, and rising debt. Poverty rates are expected to recover in line with economic growth—the number of poor people living on \$3.20 a day or less across the region is forecast to range between 615 million and 704 million in 2022, which is lower than in 2019, before the pandemic.

South Asia is highly vulnerable to the impacts of climate change and natural disasters. More than half of the region's population—750 million people—were affected by at least one climate-related disaster over the past two decades. Inequality exacerbates these impacts, as poor, vulnerable, and marginalized people bear the highest burden of these shocks and have the fewest means to recover.

## World Bank assistance

The World Bank approved \$9.0 billion in lending to the region for 44 operations in fiscal 2022, including \$4.8 billion in IBRD commitments and \$4.2 billion in IDA commitments. We also approved 33 advisory services and analytical products for eight countries, totaling \$6 million. These provided technical advice on issues such as pandemic preparedness and vaccination, debt management, job creation, female labor force participation, air pollution, disaster risk management, and climate resilience.

In South Asia, we are focused on accelerating investments in human capital to drive inclusive development; promoting green growth; and strengthening resilience across the economy, markets, and society.

## Responding to crises

We continue to support the people of Afghanistan following the August 2021 political crisis through the multidonor Afghanistan Reconstruction Trust Fund. This finances projects that support community livelihoods, food security, and primary health care, with a focus on women and girls. These projects are implemented by UN agencies and international nongovernmental organizations. We also moved quickly to support the people of Sri Lanka through the worst economic crisis in decades by reallocating financing from existing projects to meet emergency needs in health, social protection, agriculture, and energy.

## Accelerating investments in human capital

Despite major progress, South Asia faces large and persistent human capital deficits. These have been exacerbated by the COVID-19 crisis, which has slowed progress or wiped out gains entirely. On average, children born in the region today can expect to attain only 48 percent of their full potential. To address these gaps, we are helping strengthen health systems, expand access to primary care, and build stronger social protection systems that are targeted and responsive in the wake of shocks. We also support education policies that ensure learning for all, build skills for future needs, and improve access to labor markets.

In India, a \$125 million project is helping the state of West Bengal develop a consolidated social registry that will expand coverage and access to social assistance

**TABLE 14 SOUTH ASIA**

### REGIONAL COMMITMENTS AND DISBURSEMENTS FOR FISCAL 2020–22

	COMMITMENTS (\$ MILLIONS)			DISBURSEMENTS (\$ MILLIONS)		
	FY20	FY21	FY22	FY20	FY21	FY22
<b>IBRD</b>	5,565	3,746	4,781	3,158	3,665	3,129
<b>IDA</b>	6,092	7,127	4,217	5,235	5,744	4,202

Portfolio of operations under implementation as of June 30, 2022: \$57.4 billion.

for poor and vulnerable groups. In Pakistan, we are supporting a series of operations at the federal and provincial levels to improve primary health and education outcomes, boost livelihoods, deepen targeted social safety nets, and strengthen crisis preparedness.

Despite decades of economic growth, rising education, and declining fertility (though still high compared with the rest of the region), Pakistani women still face significant barriers to opportunity. Our program in Pakistan supports policy reforms to improve women’s economic participation by extending access to fair wages and social security for informal home-based workers, most of them women; improving access to child care, separate toilets, and transportation for women workers in the formal sector; achieving equal pay; and ending sex-based discrimination. Our analytical work explores how countries in the region can help tackle barriers to women’s labor force participation and boost the quality of jobs in both the formal and informal sectors.

### Building resilience across the economy

We help countries unlock new sources of opportunity, growth, and jobs by supporting private sector-led solutions, better debt and investment transparency, access to markets and credit for SMEs, and digital transformation. Our research examines ways that countries can move away from manufacturing-led growth toward a services-led development model that strengthens long-term resilience.

In Bangladesh, we are helping build a stronger fiscal and financial sector, modernize taxes, and foster a globally competitive export industry. We are also supporting cash transfer platforms that can respond faster to extreme climate events, such as floods and cyclones. In Nepal, a \$150 million operation is helping increase financial sector stability, diversify financial solutions, expand access to financial services, and open up capital, insurance, and disaster-risk financing markets. It also supports policy measures that introduce principles and incentives for green lending.

### Promoting green growth

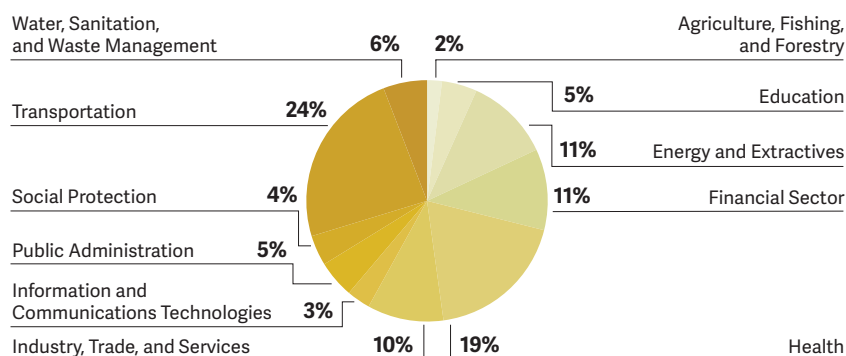
About 80 percent of South Asia’s major cities are exposed to floods, and rising sea levels pose storm surge risks for low-lying, densely populated coastal areas. Water and food systems are particularly stressed—more variable rainfall and higher temperatures are causing water scarcity, reducing crop productivity, and affecting food prices, nutrition, and farmers’ livelihoods. The changing climate could sharply diminish living conditions for up to 800 million people across the region.

In fiscal 2022, we launched our South Asia Climate Roadmap to help countries address climate risks, deliver more and better jobs, and reduce poverty by leveraging opportunities for climate action. This includes shifting to more efficient and livable cities, investing in clean energy systems, and promoting climate-smart agriculture. In Bangladesh, a \$120 million project is helping protect crops and fisheries through better flood management as well as climate-smart irrigation and drainage; these efforts are promoting food security, boosting livelihoods, and improving productivity. In Sri Lanka, a \$92 million project is modernizing forecasting for weather, floods, and landslides; improving early warning systems; and investing in flood-resilient infrastructure,

**FIGURE 7 SOUTH ASIA**

#### IBRD AND IDA LENDING BY SECTOR • FISCAL 2022

SHARE OF TOTAL OF \$9.0 BILLION



benefiting more than 11 million people. And in Bhutan, we are strengthening resilience to climate change and natural disasters through an innovative risk assessment that will inform investments in agriculture and road construction.

### Promoting regional integration and cooperation

We promote regional cooperation to improve economic connectivity, climate resilience, and human development. Our *Regional Investment Pioneers in South Asia* report analyzes barriers to intraregional investments and recommends policy actions, and our report on *South Asia's Digital Opportunity* explores how digital transformation offers pathways to a more robust regional economy.

In Bangladesh, Bhutan, India, and Nepal, we are supporting the rehabilitation of 3,500 km of inland waterways and interlinking them with roads and railways. We also launched a multiphase program to accelerate transport and trade connectivity in the eastern part of the region, with an initial investment of over \$1.1 billion in Bangladesh and Nepal. Our Climate Innovation Challenge and the TechEmerge Resilience India Program support pilot solutions to address climate needs and boost disaster resilience. We also engage through regional forums for collective action, including WePower, a network of women professionals in the energy and power sectors, and the South Asia HydroMet Forum, a platform to improve weather information and climate services.

**TABLE 15 SOUTH ASIA  
REGIONAL SNAPSHOT**

INDICATOR	2000	2010	CURRENT DATA <sup>a</sup>	TREND
Total population (millions)	1,391	1,639	1,878	
Population growth (annual %)	1.9	1.4	1.1	
GNI per capita (Atlas method, current US\$)	445	1,147	2,104	
GDP per capita growth (annual %)	2.2	5.9	7.1	
Population living below \$1.90 a day (millions)	577 <sup>b</sup>	425	262	
Life expectancy at birth, females (years)	64	68	71	
Life expectancy at birth, males (years)	62	66	69	
Carbon dioxide emissions (megatons)	1,073	1,877	2,784	
Extreme poverty (% of population below \$1.90 a day, 2011 PPP)	39.6 <sup>b</sup>	25.9	15.2	
Debt service as a proportion of exports of goods, services, and primary income	17	7	16	
Ratio of female to male labor force participation rate (%) (modeled ILO estimate)	37	34	31	
Vulnerable employment, total (% of total employment) (modeled ILO estimate)	80	78	69	
Under-5 mortality rate per 1,000 live births	93	62	39	
Primary completion rate (% of relevant age group)	69	87	92	
Individuals using the internet (% of population)	0	7	39	
Access to electricity (% of population)	56	73	96	
Renewable energy consumption (% of total final energy consumption)	49	39	36	
People using at least basic sanitation services (% of population)	18	43	69	
People using at least basic drinking water services (% of population)	82	86	91	

**Note:** ILO = International Labour Organization; PPP = purchasing power parity.

a. The most current data available between 2014 and 2021; visit <http://data.worldbank.org> for data updates.

b. 2002 data. For poverty estimates, see the regional groups on <https://pip.worldbank.org>.

For more information, visit [www.worldbank.org/sar](http://www.worldbank.org/sar).





## Spotlight

### Helping Bangladesh protect against rising seas and a changing climate

Once a country with catastrophic death tolls from cyclones, Bangladesh has become a world leader in coastal resilience, achieving impressive economic growth while boosting preparedness against storms that pummel its coast with growing frequency. Situated at the head of the Bay of Bengal—a magnet for cyclones and a storm surge amplifier—this river-delta nation of 165 million people now has a network of shelters, an early warning system that can quickly evacuate millions of people, and embankments that protect over 6,000 km of vulnerable coastline.

To assist these efforts, the Bank helped build and rehabilitate over 1,000 shelters to protect more than 1.2 million people during cyclones, as well as 550 km of paved roads that improve access for surrounding villages. The shelters serve as primary schools in regular weather and can withstand winds of over 260 km an hour. Behind brightly painted classroom murals are walls made of reinforced concrete; floors below are designed to hold more than a thousand people, with space also for livestock. In addition, solar panels and rainwater receptacles ensure a supply of electricity and water. Outside of the cyclone season, these facilities are a vibrant community focal point, serving as meeting places, polling stations, and medical offices. They include accessibility ramps for people with disabilities.

We also supported Bangladesh's Cyclone Preparedness Program, an early warning system with more than 76,000 volunteers who are trained in disaster preparation, half of them women. In thousands of remote communities along the coastline and inland, the volunteers can access up-to-date forecasting and help usher households to the shelters, as when Cyclone Yaas made landfall in May 2021. Bangladesh has also strengthened its system of 139 coastal polders, or dikes, which provide a first line of defense. Since 2013, the Bank has helped rehabilitate over 700 km of embankments, along with drainage networks and protective infrastructure, to safeguard against storm and tidal surges, saline intrusion, and coastal erosion.

As chair of the 48-member Climate Vulnerable Forum for 2020–22, Bangladesh is helping map out a sustainable and resilient pathway for countries that are vulnerable to climate change. Under the Bangladesh Delta Plan 2100, the government committed in 2018 to investing 2.5 percent of the country's GDP annually, about \$6 billion, to shore up resilience and promote social and economic development. In November 2021, Bangladesh also launched the world's first-ever Climate Prosperity Plan to enhance resilience, grow the economy, create jobs, and boost renewable energy. The country's success in building resilience is saving countless lives, and it offers a roadmap for long-term investments in adaptation, community mobilization, and disaster preparedness.





# Working Toward Development Goals amid Crises

The Bank helps countries work toward their development goals through a combination of data and analytical work, policy advice, financing, technical assistance, and convening power. Our experience on the ground spans countries, regions, and sectors, enabling us to promote action on the global development agenda. Our data and research serve as global public goods, helping inform policy making, operations, and development solutions; they also allow us and the wider development community to evaluate impacts and monitor progress toward shared development goals. As countries face multiple overlapping crises, our comparative advantages position us as a trusted partner in helping them work toward a sustainable recovery.

## Achieving food security in a changing world

Over the past year, billions of people struggled to access safe, nutritious, and sufficient food. Reasons include continuing impacts from COVID-19; rising costs for food, transport, and fertilizer; regional conflicts; trade disruptions; and weather extremes made more frequent by climate change. The war in Ukraine has amplified rising

### Tracking the impacts on the poorest from COVID-19, inflation, and war

Amid an uneven global economic recovery from COVID-19, the Bank continues to track the impacts on the world's poorest people. Data suggest that 2022 is shaping up to be this century's second-worst year in the fight against poverty because of continuing effects of the pandemic, inflation, and the war in Ukraine. Our analysis showed the pandemic has raised global income inequality—both between and within countries—and partly reversed the decline that was achieved over the previous two decades. Rising poverty and inequality carry the risks of long-term damage to human capital. We identified the national policy measures needed—along with global coordination and support—to restore progress in the fight against poverty and inequality.

We focused on inequality when convening stakeholders to address global challenges. A live event on *COVID-19 and rising inequality* in January 2022 featured national policy makers and global experts. The Annual Meetings 2021 event on *"Growth in a Time of Crisis"* presented a range of viewpoints on how to make economic growth more inclusive.

We partnered with UNICEF to explore *the impact of the pandemic on children*. Our joint report found that two-thirds of households with children lost income during the pandemic; in one in four households with children, adults went without food for a day or more.

Our *Poverty and Inequality Platform* is a new interactive tool that provides quick access to the Bank's estimates of poverty, inequality, and shared prosperity for more than 150 economies. It allows greater user interactivity—including working with the anonymized underlying microdata to perform individual analysis—and replaces two previous tools, PovcalNet and the Poverty and Equity Data Portal, which were phased out in March 2022.



prices for food, energy, and fertilizer, with ramifications for global food security and for nutrition, especially among the poor. We are helping countries respond to these challenges while strengthening food systems' resilience for the long term, drawing from experience including the 2008 food price crisis. In May 2022, we announced the Bank Group's support for a comprehensive global response on food security, with up to \$30 billion in existing and new projects through June 2023 in agriculture, nutrition, social protection, water, and irrigation. The data and analysis, policy advice, and financing will address food and fertilizer production, enhance food systems, facilitate greater trade, and support vulnerable households and producers. This work is strengthened by our engagement with partners and participation in global initiatives to address food security, including the Global Alliance for Food Security; the Food Workstream Working Group of the UN Global Crisis Response Group on Food, Energy, and Finance; the Global Agriculture and Food Security Program; and the International Financial Institution Action Plan to Address Food Insecurity.

In November 2021, we launched a \$570 million food systems resilience program in West Africa to support food security and nutrition. It will reach 4 million people and improve resilience, promote intraregional value chains, and build regional capacity to manage agricultural risks. In Haiti, we helped mobilize emergency funding to help farmers access seeds and fertilizer, while promoting more resilient practices for agriculture and landscape management.

We are playing a leading role in rethinking food systems to support the health of people, economies, and the planet. At the 2021 UN Food Systems Summit, we partnered with the International Food Policy Research Institute (IFPRI) and the Food and Land Use Coalition to propose *five ways to fix financial incentives that govern food*. In January 2022, we issued a *joint report with IFPRI* that found that repurposing agricultural policies could increase productivity and reduce greenhouse gas emissions. Our Food Systems 2030 trust fund aims to help countries along that path.

COVID-19 has reminded us of the importance of the One Health approach: maintaining a healthy interaction between humans, animals, and the environment. Through Food Systems 2030, we provided grants to help countries in five regions lay the foundations for this approach, such as coordination across sectors, institutional arrangements, regional strategies, and surveillance for diseases in humans and animals.

With more countries facing fragility, conflict, and violence (FCV), the Bank is stepping up work on food systems in FCV settings. As part of our *Future of Food* series, we published a *study* to help countries strengthen these systems, which can be crucial to maintaining and restoring peace while reducing poverty. Climate change is a long-standing driver of hunger, and as impacts become more severe, we need to invest in climate-smart innovations. Our December 2021 *study on hydroponics and insect farming in Africa* laid out a promising path to diversify sources of fresh food, animal feed, and fertilizer, including in resource-constrained and FCV settings. At a time of growing uncertainty and fragility, such ideas provide hope for a more food-secure and sustainable future.

## **Supporting countries affected by fragility, conflict, and violence**

By 2030, up to two-thirds of the world's extreme poor will live in fragile and conflict-affected situations. The factors driving FCV interact with and are compounded by other risks, such as climate change, natural hazards, pandemics, and food insecurity. The situation has been further exacerbated by the impacts of the COVID-19 pandemic, especially for the poorest and most marginalized people, including women and girls.



The Bank Group is helping countries respond to these challenges under the guidance of our FCV Strategy, released in February 2020, which outlines our commitment to preventing conflict, remaining engaged during conflict and crisis, helping countries transition out of fragility, and mitigating spillover effects. It informs our other strategies, initiatives, and commitments, with innovative approaches to financing, operations, and analytics being developed and rolled out across the Bank Group. This includes our risk and resilience assessments, which identify drivers of FCV and sources of resilience to inform our engagement with countries. Since the FCV Strategy was launched, the Bank Group has delivered 22 national assessments, three regional assessments, and one subnational assessment.

Bank Group financing for countries affected by fragility, conflict, and violence stands at an all-time high. The Bank tripled the share of IDA financing for these countries between IDA16 (fiscal 2012 through 2014) and IDA19 (fiscal 2021 through 2022), with \$30.3 billion going to these countries under IDA19. In fiscal 2022, the Bank approved \$16.3 billion in IDA19 commitments for countries affected by FCV. This includes usage from the FCV envelope, as well as IDA windows to support refugees and host communities, crisis response (including for food security), and specific regions. The IDA Private Sector Window combines with IFC investments or MIGA guarantees to support investments in the poorest countries and FCV situations.

Most of the world's nearly 27 million refugees are hosted by developing countries, and three-quarters of them remain displaced after five years. In fiscal 2022, IDA19 committed \$1.4 billion for host communities and refugees, from which the Bank committed \$642 million for 14 projects in Burundi, Chad, Djibouti, Ethiopia, Kenya, Niger, South Sudan, and Uganda. We are applying regional approaches in areas acutely affected by forced displacement, including the Sahel, the Lake Chad region, and the Horn of Africa.

IDA19 also created allocations to better support poorer countries that face FCV challenges. This includes \$3.1 billion to help governments prevent escalation in Burkina Faso, Cameroon, Chad, the Democratic Republic of Congo, Mali, Mozambique, and Niger; \$1.7 billion to support potential reengagement in the Central African Republic, the Gambia, Somalia, and Sudan; and \$351 million to remain effectively engaged in high-intensity conflict settings in South Sudan and Yemen.

The IDA20 replenishment builds on this support, allocating over \$30 billion for FCV settings between July 2022 and June 2025. The share of the IBRD portfolio under implementation in FCV-affected countries also more than doubled since fiscal 2016, standing at \$6.4 billion in fiscal 2022.

The Global Concessional Financing Facility (GCFF) provides assistance to middle-income countries that host large numbers of refugees. Since 2016, it has provided more than \$795 million in grants that have unlocked almost \$5.8 billion in concessional financing to improve the lives of refugees and host communities. It is helping Jordan and Lebanon address the impact of hosting Syrian refugees, as well as helping Colombia and Ecuador meet the needs of more than 1 million displaced Venezuelans and their host communities. In 2022, Moldova joined the GCFF, which will provide a \$9 million grant to unlock \$43 million in concessional financing to support Ukrainian refugees and host communities. It also supports coordination among multilateral development banks, the UN, and participating countries.

The Bank Group is deepening cooperation with humanitarian, development, peacebuilding, security, and private sector organizations to leverage our complementary mandates and strengthen our impact on the ground. The Bank partners with UN agencies in more than 40 crisis-affected situations, allowing us to stay engaged in the most difficult environments. In Yemen, we work closely with UNICEF, the FAO, the WHO, and the WFP, as well as international nongovernmental organizations. UNHCR

is a critical partner in addressing the needs of the forcibly displaced and their host communities and in delivering operations financed by IDA and the GCF. And by partnering with organizations like the International Committee of the Red Cross, we are able to implement projects in conflict-affected countries and deliver critical services to vulnerable people in areas that are inaccessible to the Bank, such as South Sudan.

## Tackling the challenges of debt sustainability

The Bank was one of the first global institutions to highlight the danger of surging debt in developing economies, warning more than a year before COVID-19 that debt levels were becoming unsustainable. These concerns proved well founded: the pandemic drove total debt levels to a 50-year high, depleting fiscal resources and putting countries at greater risk of debt distress. In fiscal 2021, nearly 60 percent of IDA countries were in debt distress or at high risk of it. As interest rates rose around the world, some middle-income countries also began facing difficulty.

The Bank stepped up our *leadership on debt sustainability* by helping countries improve transparency and debt management, producing analysis to guide policy reforms, and pressing for coordinated reforms at the global level. We also helped countries bolster their fiscal positions by improving tax compliance, the effectiveness of public expenditures, and domestic resource mobilization.

The G20's Debt Service Suspension Initiative (DSSI)—introduced in May 2020 at the urging of the Bank and the IMF—expired at the end of December 2021, having delivered nearly \$13 billion in debt suspension to nearly 50 poor countries. But progress stalled on the G20 Common Framework for Debt Treatment Beyond the DSSI, with just three countries applying for relief and none receiving it within a year. To speed the process, we proposed improvements to the framework, including bringing commercial creditors into parallel restructuring negotiations from the beginning and ensuring equal burden-sharing by all creditors. Alongside the IMF, we also proposed that countries applying for relief under the framework should be granted a suspension on debt service during negotiations. Our two institutions also proposed expanding eligibility requirements so that more countries can apply for relief.

In November 2021, we published the first comprehensive analysis of the challenges of debt transparency that developing economies face. It showed that nearly 40 percent of low-income countries had published nothing about government debt in the previous two years. That share has since fallen to 23 percent, partly as a result of the new Sustainable Development Financing Policy for IDA countries, which requires them to improve transparency and strengthen debt management as a condition of financing.

***International Debt Statistics*** supports policy makers and analysts by monitoring aggregate and country-specific trends in external debt in developing countries. It provides a comprehensive picture of external borrowing and sources of lending by type of borrower and creditor, with information on data availability and comparability. The 2022 edition highlighted the need for a comprehensive approach to managing debt to help developing countries assess and curtail risks and achieve sustainable debt levels. Greater debt transparency is critical in addressing the risks posed by rising debt in many developing countries. To facilitate transparency, *International Debt Statistics 2022* provides more detailed and disaggregated data on external debt than ever before. It gives the breakdown of a borrowing country's external debt stock to show the amount owed to each official and private creditor, the currency composition of this debt, and the terms on which loans were extended.



## Building more resilient health systems

We help developing countries build more resilient health systems and strengthen their capacities for pandemic prevention, preparedness, and response. We support One Health approaches, which integrate human, animal, and environmental health, as well as better data and early warning systems, digital emergency preparedness and information campaigns, and capacity building to ensure financially sustainable spending. The Bank's \$27 billion global health portfolio includes over 200 projects that help countries improve health outcomes and health security, especially for poor and vulnerable people, by strengthening primary care and key public health functions. And under IDA20, we will continue to help the poorest countries improve their pandemic preparedness.

Fair, broad access to COVID-19 vaccines is vital to saving lives and accelerating global economic recovery, especially in developing countries. Low-income countries are lagging far behind high-income countries in vaccinations, contributing to a two-track economic recovery. Given the enormous economic impact of COVID-19, most poor countries have been unable to finance a vaccine roll-out, let alone invest in better preparedness and response capabilities. According to a new Bank report, *From Double Shock to Double Recovery*, these widening rifts will force cash-strapped countries to make tough choices on health investments.

From January 2021 to the end of fiscal 2022, the Bank approved more than \$10 billion for nearly 80 countries to help them purchase and distribute vaccines, tests, and treatments, as well as strengthen health systems. This includes support for cold chains, training for health workers, better data and information systems, and outreach campaigns to promote vaccine acceptance. As of June 2022, we have delivered 433 million vaccine doses to 53 countries across all developing regions, with about 82 percent of these administered; in total, 617 million doses are under contract with Bank financing. Our *COVID-19 vaccine deployment tracker* identifies countries in urgent need of financial and operational support, and it helps monitor, track, and resolve bottlenecks on the ground. We are also working closely with the Vaccine Delivery Partnership, led by UNICEF, the WHO, and the Global Fund, to help rapidly scale up vaccination and monitor progress, focusing on countries with the lowest vaccination rates.

We are working through multilateral efforts—including the Access to COVID-19 Tools Accelerator (ACT-A) and its vaccine pillar, COVAX—to improve access to vaccines and accelerate the development and production of tests, treatments, and vaccines. And through our task force with the IMF, WHO, and WTO, we are advancing the delivery of vaccines, therapeutics, and diagnostics. These efforts include the *Global COVID-19 Access Tracker*, which pinpoints progress toward global targets.

The Health Emergency Preparedness and Response Program provides additional resources to respond to COVID-19 and other health emergencies and help countries better prepare for disease outbreaks. It offers rapid financing to countries with the greatest needs, some of which cannot access traditional Bank financing. Through June 2022, the program has awarded 34 grants amounting to \$117 million.

To ensure that quality and affordable health services reach everyone—regardless of their ability to pay—we help countries work toward universal health coverage (UHC). This can reduce the financial risk associated with ill health, increase equity, and help countries cope with aging populations and a growing burden of non-communicable diseases. But two complementary reports by the Bank and the WHO show that the pandemic is likely to stall global progress toward UHC. Although 270 million more people gained access to essential health services during the pandemic, almost 1 billion—more than ever before—faced financial hardship due to health expenses. This number is expected to increase, particularly as poverty grows, incomes fall, and governments face tighter fiscal constraints.

COVID-19 has also shown the need for strong health systems to prepare for emergencies and address the growing health impacts of climate change. Our new *COVID-19 and Climate-Smart Health Care* report, produced with the Climate Investment Funds, provides a framework to help countries build resilient systems that can respond to the health impacts of climate change while reducing the sector's contribution to the climate crisis.

The Global Financing Facility (GFF) is a multistakeholder partnership hosted at the Bank that supports country-led efforts to improve the health of women, children, and adolescents. Women and children in the world's poorest countries have been hard hit with multiple crises, restricting access to health services and reversing years of gains in health and human capital. Two-thirds of partner countries surveyed reported disruptions to health systems well into 2021, including financial hardship, health worker shortages, and limited medical supplies. In fiscal 2022, the GFF helped countries address emergency needs while supporting stronger, more equitable primary health care. In Mozambique, Rwanda, and Sierra Leone, the GFF is working with the Bank and other partners to train community health workers on rolling out COVID-19 vaccines while also delivering essential health services, such as family planning and nutrition. With GFF support, Niger reformed its legal framework to help married adolescent girls access family planning services more easily, with school health clubs making reproductive health information more widely available. In Cambodia, the GFF supported essential health services amid COVID-19 and promoted better nutrition outcomes—between 2018 and 2020, child growth monitoring increased by 26 percent, and the share of pregnant women receiving micronutrient supplementation rose from 80 to 89 percent. The GFF also helped remove financial barriers to services for the poor by expanding the country's Health Equity Fund to cover children under age 2 whose parents work in the informal sector.

## **Financing the low-carbon, resilient transition**

We help countries integrate climate and development goals. Launched in June 2021, the Bank Group's *Climate Change Action Plan for 2021–25* brings together global priorities and country-focused climate diagnostics to help countries reduce greenhouse gas emissions and adapt to climate change. It also commits the Bank Group to further ramp up our climate finance—aiming to ensure that 35 percent of our financing will support climate action over the next five years. The Bank Group will also align our financing with the Paris Agreement: by July 1, 2023, for all new Bank operations and for 85 percent of IFC's and MIGA's Board-approved real sector operations (to reach 100 percent for IFC and MIGA by July 1, 2025).





In its first year, the plan is already delivering results. In fiscal 2022, the Bank provided \$26.2 billion of climate finance to developing countries, an 83 percent increase from \$14.2 billion in fiscal 2019. At \$12.9 billion, the Bank's adaptation financing reached an all-time high dollar amount.

The Bank Group is prioritizing support for low-carbon transitions in key sectors: energy; agriculture, food, water, and land; cities; transport; and manufacturing. In Türkiye, the Resilient Landscape Integration Project will lay the foundation for a national strategy to build resilience in vulnerable rural regions, support sustainable recovery from COVID-19, and facilitate a green, low-carbon transition. It combines nature-based solutions with infrastructure to address seasonal flooding, droughts, soil erosion, and landslides in the Bolaman and Cekerek river basins—two areas marked by high poverty rates and vulnerability to climate impacts. It will also restore forest landscapes, train farmers in sustainable agriculture, build irrigation and water supply infrastructure, and increase livelihood opportunities for rural households.

We also released the first Country Climate and Development Reports (CCDRs), a new core diagnostic report that analyzes how each country's development goals can be achieved in the context of mitigating and/or adapting to climate change. CCDRs will provide a strong and rigorous analytical base at the country level from which to consider pathways for the low-carbon, resilient transition. They are also deliberate about centering people and communities in their approach—people will determine the success and sustainability of any climate-focused policy or transition. This includes assessing how climate risks affect people and communities as well as how to build their resilience. Beginning with this report, we are also aligning our climate-risk reporting with the Financial Stability Board's Task Force on Climate-Related Financial Disclosures (TCFD) (*see more on page 89*).

Published in September 2021, our *Groundswell 2* report projects that climate change could force 216 million people around the world to migrate within their own countries by 2050. Decisive collective action to cut emissions could, however, reduce such migration by up to 80 percent. The report builds on the first *Groundswell* report—which was published in 2018 and focused on Sub-Saharan Africa, South Asia, and Latin America and the Caribbean—by adding analysis of East Asia and Pacific, the Middle East and North Africa, and Eastern Europe and Central Asia.

The Bank Group convenes, coordinates, and participates in global partnerships that drive climate action. This includes the Coalition of Finance Ministers for Climate Action, which represented more than 70 countries as of April 2022. At the time of the 2022 Spring Meetings, the Coalition ministers argued that carbon pricing should be a key policy lever to address the climate crisis. They noted that approaches to multilateral and regional carbon-pricing proposals should be open, collaborative, and inclusive. In November 2021, the Coalition also participated in the 2021 UN Climate Change Conference (COP26) in Glasgow, highlighting key areas where finance ministries, central banks, and financial sector supervisors can advance progress toward net-zero emissions.

## Ensuring access to energy for all

Energy-related emissions account for over 75 percent of global emissions. The war in Ukraine has led to surging energy prices and supply volatility worldwide, particularly affecting the poorest countries, many of which rely on energy imports. This crisis has highlighted the urgent need to deploy renewable energy on a massive scale to mitigate climate change and ensure energy reliability and security. Technological advances have greatly reduced the cost of renewable energy, presenting an opportunity to increase its share in the global energy mix.

The Bank Group aims to accelerate an equitable energy transition. We are one of the largest providers of financing for renewable energy and energy efficiency projects in developing countries, committing \$8.6 billion over the past five years and helping mobilize private capital. We have increased our support for renewable energy to expand energy access, especially in Sub-Saharan Africa; solutions include renewable energy mini-grids, off-grid solar systems, and sustainable solar electrification for health care facilities and schools.

Yet nearly 733 million people still live without electricity, and about 2.6 billion lack access to clean cooking. Over the past five years, the Bank has helped create or improve electricity connections for about 80 million people and committed \$4.6 billion to energy access programs, mostly in Africa. We have also helped 40 million people—mainly in Africa and South Asia—access cleaner, more efficient cooking and heating. In Rwanda, we are helping deliver clean cooking solutions to more than 2 million people, including by mobilizing \$19 million in private investment. This work is supported by partners such as the Energy Sector Management Assistance Program, which provides technical expertise and financing to help achieve universal access to energy by 2030. The program helps mainstream off-grid and mini-grid solutions, and its lending represents a quarter of global mini-grid investment.

We help countries manage extractive industries in ways that contribute to sustainable growth and development, protect communities, and reduce emissions. Over the past two decades, the Bank Group has provided more than \$3 billion to help governments close coal mines and power plants while ensuring a just transition that safeguards workers, communities, and the environment. Launched in December 2021, our *Global Perspective on Coal Jobs and Managing Labor Transition out of Coal* report explores what impedes the phasing out of coal in India, Indonesia, and



South Africa, drawing on lessons from earlier transitions in Poland and the United States. It offers recommendations on how governments can prepare for job losses, including through policies to support workers and help them access alternative employment. The Bank also works with countries and partners to reduce gas flaring, which wastes resources and, at current levels, is estimated to cause about 400 million tons of CO<sub>2</sub> equivalent in emissions annually. Support for the Zero Routine Flaring by 2030 initiative—introduced by the Bank and partners in 2015—grew to 34 governments and 53 companies in fiscal 2022, which collectively account for almost two-thirds of global flaring.

### Investing in nature for a resilient, sustainable future

The loss of biodiversity and ecosystem services is deeply interconnected with climate change, and it particularly affects low-income countries. We support nature-smart development by helping countries account for the value of natural capital, improve forest and landscape management, move toward a sustainable blue economy, and better manage pollution.

We support conservation of green and blue ecosystems that also benefit livelihoods. In March 2022, the Bank priced a *Wildlife Conservation Bond*, a new financial instrument that supports conservation of the critically endangered black rhino and provides benefits for surrounding communities in South Africa. The Bank also leads the *Amazon Sustainable Landscapes Program*, funded by the Global Environment Facility, which is improving integrated landscape management and ecosystem conservation in Bolivia, Brazil, Colombia, Ecuador, Guyana, Peru, and Suriname. To date, it has helped expand and strengthen the management of 42 million hectares of protected areas, promoted sustainable productive practices in 209,000 hectares, and restored 4,300 hectares.

Our analytical work helps countries systematically account for the value of natural capital. Our flagship report *Changing Wealth of Nations 2021* provides the most comprehensive set of wealth accounting data to date. A new approach paper on biodiversity and ecosystem services, *Unlocking Nature-Smart Development*, also outlines global response frameworks to help countries and economies pursue more sustainable development pathways.

The Bank Group's *Climate Change Action Plan for 2021–25* includes a commitment to increase support for nature-based solutions, better decision-support tools, and wealth accounting, and to integrate nature-related and climate risks into sustainable finance. At COP26 in Glasgow, the Bank Group co-signed the *Joint Statement on Nature, People, and Planet* with other multilateral development banks.

We also support efforts to reduce air, chemical, and plastic pollution, which has harmful impacts on human and environmental health as well as the climate. This includes analytical work that outlines policy scenarios for reducing plastic pollution and supporting restorative and regenerative industrial systems in different country contexts.



## Working toward a water-secure world for all

Around the world, water supplies are under threat from the effects of climate change, population growth, water-intensive patterns of economic growth, and air pollution. Yet demand is growing: in cities, it is expected to rise 50 percent over the next 30 years. Inadequate supply of high-quality water is one of the greatest risks to economic progress, poverty reduction, and sustainable development.

As the world's largest multilateral source of financing for water in developing countries, the Bank works closely with partners to support more sustainable use of resources, improve service delivery, and build resilience. We helped 1.8 million people in Tanzania gain access to more and better quality water closer to their homes in 2021; about 2.6 million people also gained access to better sanitation. In Ghana, we are supporting subsidies for poor households to buy toilets.

We help countries achieve water-secure cities through innovative solutions, including circular economy approaches. This includes efforts to help Guayaquil, Ecuador, tackle a decades-long sewage pollution problem in rivers and estuaries. The focus is on safe sanitation, from improving infrastructure and the sewer network to ensuring that the poor have coverage and customers can connect. Water quality is monitored upstream, and river basin planning is helping us understand water quality stressors. Two new plants will treat wastewater and transform methane from sewage sludge into enough electricity to meet up to 40 percent of the plants' needs.

In India, a major irrigation and flood management project in West Bengal is helping 2.7 million farmers access better irrigation services and protection against annual flooding to mitigate the impact of climate change. The project optimizes the use of surface and ground water, boosting agricultural productivity and increasing incomes in rural areas.

Our analytical work strengthens our operations. This includes our *Troubled Tariffs* report, which provides policy makers with ways to improve the efficiency, affordability, and sustainability of water supply services, and our *Seeing the Invisible* report, which draws attention to the importance of ground water quality for human health, agriculture, industry, and the environment.

The Global Water Security and Sanitation Partnership, a multidonor trust fund, helps countries meet the water-related Sustainable Development Goals. And the 2030 Water Resources Group, a public, private, and civil society partnership, is



### ***Global Economic Prospects***

This semiannual flagship report, published in January and June, examines global economic developments, prospects, and policies, with a focus on emerging market and developing economies. The June 2022 edition describes how the damage from COVID-19 and the war in Ukraine has magnified the slowdown in the global economy. A key risk to the outlook is the possibility of high global inflation accompanied by tepid growth, with potentially harmful consequences for low- and middle-income economies alike.

The report highlights the need for decisive policy action to avert the worst outcomes. This will involve global efforts that limit the harm to those affected by the war, cushion the blow from surging oil and food prices, speed up debt relief, and expand vaccinations in low-income countries. The report also urges policy makers to refrain from distortionary policies such as price controls, subsidies, and export bans, which could worsen the increase in commodity prices. Governments should instead reprioritize spending toward targeted relief for vulnerable groups.



establishing a global task force to finance the water sector, with a focus on building resilient utilities, using new technologies for better water management, and making service delivery more efficient and adaptable.

## Spurring economic transformation

Since 1990, the integration of developing countries into the global economy has played a critical role in creating jobs, helping lift more than 1 billion people out of poverty. But further trade integration is now at risk. Since the beginning of the pandemic—and especially during the war in Ukraine—many countries have started to turn inward, seeking to bring production back onshore and shield domestic markets against rising food and energy prices. New Bank research from March 2022 shows that measures to re-shore production would reduce trade and push 52 million people into poverty, especially in Sub-Saharan Africa. And measures that restrict exports of food are often counterproductive—hurting the poorest consumers most, reducing incentives to invest in food production, and undermining global food security in the long run.

Spurring jobs and economic transformation is central to our efforts to promote development. We help countries reallocate resources to more productive activities with greater potential for generating good jobs. We also help them access larger markets through trade and urbanization. And we help them find ways to upgrade the productivity of existing jobs and enterprises.

In fiscal 2022, we produced extensive analytical work to support these objectives. This included: a report on the increasing frequency and complexity of distortive subsidies; an analysis of how trade has contributed to recovery from COVID-19; and a study highlighting how trade policies can support solutions to climate change. Through our *Trade Watch* series, we have also analyzed the trade impact of the war in Ukraine.

We delivered a range of trade diagnostic studies to guide countries' growth strategies and climate adaptation plans. Our second report analyzing the African Continental Free Trade Agreement indicates that greater trade and foreign direct investment could raise real incomes in Africa by about 9 percent by 2035 and lift 10 million more people out of extreme poverty.

## Creating more and better jobs to reduce poverty

In recent years, rising labor incomes have accounted for about 40 percent of poverty reduction worldwide. However, over 90 percent of workers in low-income countries remain in low-quality and low-productivity jobs. COVID-19 has exacerbated the challenges, disrupting jobs, labor markets, and livelihoods. Developing countries need to create better jobs that boost productivity and earnings, as well as improve access to jobs for disadvantaged people. Governments can play an effective role in fostering private labor demand—especially to create better quality jobs—through more conducive regulations. This is highlighted in our 2022 report *Jobs Undone*, which looks at these challenges for the Middle East and North Africa region.

The Bank invests in better jobs outcomes, conducts jobs diagnostics, and supports global knowledge sharing and research. In fiscal 2022, we supported 510 jobs-related projects, with investments of about \$74 billion. In Zambia, the Agribusiness and Trade Project helped emerging farmers and small and medium agribusinesses better link to larger markets by participating in high potential, sustainable value chains. The project mobilized around \$5 million in private capital; average sales increased by 27 percent for nearly 33,000 farmers and by 73 percent for small and medium enterprises (SMEs). Under IDA20, we will continue to support job creation and economic transformation, with the aim of addressing market failures and constraints to help unlock opportunities for private sector-led investments and create better jobs in 20 IDA countries, including five affected by FCV.



To help businesses survive and retain jobs during the pandemic, we are providing support to SMEs in Egypt, Ethiopia, Georgia, and Mongolia, as well as those in the hardest-hit sectors, such as tourism in Indonesia and Uganda. We are also assisting viable firms, strengthening insolvency regimes, and building financial sector resilience in Indonesia, Mexico, Paraguay, and Uruguay. In the Philippines and Uganda, we are expanding financial technology, liquidity, and access to credit, particularly for SMEs and women. And in the Maldives, the COVID-19 Emergency Income Support Project provided temporary income support for workers who lost a job or income as a result of the pandemic; the project also helped strengthen the country's social protection system to prepare for future crises. Close to 23,000 workers received financial support, including nearly 9,000 women, more than two-thirds of them self-employed.

Several partnerships housed at the Bank are promoting better jobs outcomes and informing policies related to migrant workers. This includes Solutions for Youth Employment, an alliance with strong private sector participation, and the Knowledge Partnership on Migration and Development (KNOMAD), which monitors migration and remittance flows. Under the new KNOMAD-Migration Umbrella Multidonor Trust Fund, we are laying the foundation for more operations on migration and forced displacement, with an initial focus on Colombia. The March 2022 *KNOMAD policy brief* projects that remittances to Ukraine will increase significantly in 2022, while remittances from Russia to Central Asia will decline. We continue to work with partners and countries to keep remittances flowing despite the pandemic and other crises.

### **Addressing the global learning crisis**

Even prior to COVID-19, the world was facing a global learning crisis. The pandemic—which at the peak of school closures in April 2020 saw 94 percent of students out of school—has compounded it. In low- and middle-income countries, the global learning poverty rate, which measures the share of 10-year-old children who cannot read and understand a simple text, may be reaching 70 percent. Globally, children affected by learning losses stand to lose \$21 trillion in earnings across their lifetimes; in low- and middle-income countries, the loss is \$11 trillion.

While almost all countries provided some form of remote learning during school closures, children from disadvantaged households were less likely to benefit. At least a third of the world's schoolchildren—463 million—were unable to access

remote learning. Girls, students with disabilities, and the youngest children also faced significant barriers to remote learning and are less likely to return to school after the pandemic.

Our support to countries covers the entire learning cycle to promote resilient, equitable, and inclusive education systems that ensure learning happens for everyone. We are the largest source of external financing for education in developing countries; our portfolio of about \$23 billion aims to improve learning and provide everyone with access to the education they need to succeed. Over the past three years, our lending for education has doubled compared to the preceding 10 years. Our projects are reaching at least 432 million students and 18 million teachers—a third of students and nearly a quarter of teachers in client countries. We are also the largest implementing agency of the Global Partnership for Education’s grants for low-income countries, managing \$3.6 billion in these grants or 57 percent of its grant portfolio.

Through our data, analytical work, policy advice, financing, and technical assistance, we are helping governments implement ambitious learning recovery programs to get children back to school, recover lost learning, ensure student and teacher well-being, support marginalized children, and accelerate progress. In Brazil, we are supporting learning recovery by providing targeted instruction for students with learning difficulties and structured exercises to develop socioemotional skills in schools. In India, we helped strengthen the state of Gujarat’s classroom-based assessment system to better inform new remedial methodologies; we also invested in teachers’ professional development. In Mozambique, we are strengthening learning readiness and early-grade literacy through scripted lesson plans, teacher training and coaching, and frequent assessment. We are also helping the country improve girls’ access and retention in higher grades by improving school safety, providing gender-friendly sanitation facilities, and instituting a mentorship program.

We work with many partners to advance these goals, including UNHCR, the WFP, OECD, and Harvard, Oxford, and Johns Hopkins universities. Launched in 2020 with UNICEF and in partnership with the Bill & Melinda Gates Foundation, the U.K. government, UNESCO, and USAID, the *Accelerator Program* continues to help participating countries improve foundational skills. The *State of Global Education Crisis* report, published with UNICEF and UNESCO, takes stock of the impacts of COVID-19 on learning and outlines policy responses to mitigate the effects of school closures. And the 2022 update to the *State of Global Learning Poverty*—a joint publication of the





### Addressing human capital gaps for an equitable recovery

As countries deal with multiple global crises, it is critical that they target investments to address gaps in human capital—the knowledge, skills, health, and nutrition that people need to achieve their potential. The World Bank’s Human Capital Project supports these efforts with a combination of research, data, analytics, and country and global engagement.

In 2022, human capital became a special theme in the IDA20 policy package, ensuring a focus on addressing gaps and leveraging investments in people in the poorest countries.

We have over 20 ongoing Human Capital Reviews that help governments identify constraints that affect human capital outcomes. We are also helping countries improve human capital financing and expenditure efficiency for better outcomes. And we are implementing regional human capital plans for Africa, Latin America and the Caribbean, the Middle East and North Africa, and South Asia.

This year, we issued a policy note on how to address the caregiving and orphanhood crisis associated with COVID-19; this was published jointly with the WHO, the U.S. government, and several universities. Another just-in-time policy note looks at human capital losses from armed conflicts, across the life cycle as well as over generations; this informs the Bank Group’s response to the global impacts of the war in Ukraine. In December 2021, we published *The Quality of Health and Education Systems Across Africa* report, which shows how health and education service delivery data have helped shape public debate and supported countries’ action on policies. Our work is informed by ongoing analytical work on the impact of the pandemic on human capital losses.

Partnerships are a key component of the Human Capital Project. At biannual Ministerial Conclaves, we engage ministers of finance and planning and other partners on investing in people to improve health and education and support economic growth. This year’s events focused on reimagining service delivery in the digital age, as well as reversing learning and job losses from COVID-19. The efforts are complemented by a series of events with country focal points from ministries of finance.

The Human Capital Umbrella Program helps countries design and implement strategies to build, protect, and deploy human capital. With funding from the Bill & Melinda Gates Foundation and the Canadian government, it has provided 16 countries in Africa and South Asia with analytics and technical assistance to address human capital challenges, with an emphasis on women’s economic empowerment.



U.K. government, the Gates Foundation, UNESCO, UNICEF, USAID, and the Bank—emphasizes that recovery must start with political commitment at the national level.

Given the scale of the challenges and the competition for funding, countries need to concentrate their efforts on the most pressing priorities and cost-effective approaches to address learning poverty. Our joint report with UNICEF and UNESCO, *Where Are We on Education Recovery?*, provides an approach to ensure that all children and youth are in school and building the foundational skills they need for success in school and beyond. This *RAPID approach* encompasses policies that are critical for learning recovery. It seeks to reach every child and keep them in school; assess learning levels regularly; prioritize the teaching of fundamentals; increase the efficiency of instruction, including through catch-up learning; and develop psychosocial health and well-being.

In situations affected by FCV, our engagement stands at \$5.2 billion; it has grown rapidly to reach the many children living amid conflict and violence. These projects now account for almost a quarter of our education portfolio. In line with the Bank Group's FCV strategy, our *approach* recognizes that education is crucial to minimize the impacts of fragility and displacement on children and youth and to prevent violent conflict over the long term.

## **Empowering women for sustainable growth and resilience**

We work with countries to empower and invest in women and girls. Over the past 10 years, there has been progress across several key areas, including lower rates of maternal mortality, increases in girls' education, and stronger legal protections for women. Between 2012 and 2022, countries' average index score in our flagship *Women, Business, and the Law* report increased by 6.4 points, reflecting gains for women in economic rights and representation; there are more women than ever before in national parliaments.

Yet critical challenges remain. Countries are facing myriad crises—all of which affect boys, girls, men, and women differently. These are often further compounded by discriminatory laws and policies, as well as by social norms around economic roles and responsibilities and by gender-based violence (GBV). The pandemic continues to exacerbate gender gaps, threatening a reversal of gains for women and girls in areas like human capital, economic empowerment, and voice and agency.

To improve development outcomes, countries need to accelerate progress on women's empowerment and entrepreneurship, girls' education and skills for future jobs, and access to essential services, such as child care and sexual and reproductive health services. They also need to prevent and respond to GBV and its causes, particularly in countries affected by fragility and conflict. The Bank Group helps countries work toward these goals and make their economies more inclusive and resilient. This work is guided by our *Gender Equality Strategy for 2016–23*, which seeks to close gaps between men and women across four key pillars: human endowments (health, education, and social protection); jobs; assets; and voice and agency. And in January 2022, we launched a year-long *#AccelerateEquality* initiative to reflect on the progress made and lessons learned over the past 10 years.

We support the Umbrella Facility for Gender Equality, a multidonor trust fund that seeks to close gender gaps and empower women, men, girls, and boys. It finances global public goods to promote innovation and generate evidence for solutions that can be adapted by governments, development partners, and the private sector.

We help women participate in economic activity, including through measures to promote productive economic inclusion, such as training, coaching, and psychosocial interventions. We also support cash-for-work programs, greater child care support, agricultural extension services, and better access to financial and digital services,

including credit and liquidity for women-led firms. In Serbia, we are supporting a project to boost growth and competitiveness by improving scientific research, entrepreneurship, and access to finance; more than half of the \$1.3 million in grants that the project has awarded have gone to women. In Angola, we are helping address a large, rapidly growing population of out-of-school children and youth—particularly adolescent girls—by supporting a scholarship program for 900,000 youth, access to education for those who have dropped out, safer classrooms, and targeted health services. And our support for the Women Entrepreneurs Finance Initiative unlocks financing and support systems for women-led and -owned businesses in developing countries.

We collect and curate data through the *Gender Data Portal*, which provides open access to sex-disaggregated data for over 900 indicators covering demography, education, health, economic activities, assets, leadership, GBV, and more. Our Gender Innovation Labs generate knowledge and evidence to promote gender equality, identifying gaps and testing solutions. In February 2022, we published research that looks at how forced displacement impacts the lives of women and men differently, increasing women's risk of intimate partner violence and placing greater limits on their access to livelihood opportunities.

We launched the *Breaking Barriers* report, which focuses on ways to help women cross into more profitable sectors and improve their business performance. In East Asia and Pacific, we looked at child care interventions that maximize gains in women's employment outcomes. In the Middle East and North Africa, we explored the constraints behind low female participation in Egypt's labor force to inform policies that accelerate economic opportunities for the region's women. And in South Asia, our *Reshaping Norms* report looks at how the region could redesign tax systems, increase competition, and challenge gender norms.

We work to prevent and respond to GBV with operations that support remote counseling services, educate parents on healthy relationships, address sexual harassment on public transport, train health workers to identify and refer cases, and strengthen data collection and referral mechanisms. In Tanzania, we are helping school management and teachers build their capacity to prevent and address GBV.



**Women, Business, and the Law 2022** is the eighth edition of annual reports measuring the laws and regulations that affect women's economic opportunity in 190 economies. By examining the economic decisions that women make throughout their working lives, as well as the pace of reform over the past 52 years, this report contributes to research and policy discussions about women's economic empowerment. It presents eight indicators structured around women's interactions with the law as they move through their lives and careers: mobility, workplace, pay, marriage, parenthood, entrepreneurship, assets, and pension.

This edition builds evidence of the links between legal gender equality and women's economic inclusion, identifies barriers to women's economic participation, and encourages reform of discriminatory laws. It includes a new 95-country pilot survey of laws governing child care, a critical form of support needed for women to succeed in paid employment. For the first time, it also explores not just laws and regulations on paper, but how the law is being implemented in 25 economies. This highlights that laws alone are often not enough to improve gender equality. Important factors include their implementation and enforcement, as well as social, cultural, and religious norms.



## Promoting fiscal and financial reforms

Developing countries face a growing number of complex and interlinked challenges, including the fiscal impact of COVID-19, the war in Ukraine, rising inflation, and climate change. A comprehensive policy framework is needed to help governments choose the right actions at the right time and resolve trade-offs. In fiscal 2022, with the support of a EUR 60 million contribution from Germany, we launched a comprehensive program to help countries tackle climate change amid the fiscal and financial challenges they face. This will help ministries of finance, economy, and trade to factor climate considerations into policies as well as help central banks and financial regulators strengthen their engagement. It will also strengthen government institutions so they can support more efficient resource allocation toward less-polluting production and consumption.

Helping countries find smart ways to boost domestic resource mobilization was also a focus of our analytical work in fiscal 2022. The pandemic depleted the fiscal buffers of many developing countries, leaving them with fewer resources to tackle emerging challenges. Our *Innovations in Tax Compliance* report outlines a novel, integrated framework to improve tax systems, focusing on enforcement, facilitation, and trust. The report notes that strategies to increase trust between taxpayers and tax administrations can lead to higher rates of compliance and build public support for more effective taxation.

## Strengthening public institutions and improving governance

We help countries build capable, efficient, inclusive, and accountable institutions. Our work enables countries to boost public sector productivity, mobilize technology to deliver public services, reduce corruption, and better manage climate-related disasters and other shocks.

COVID-19 underscored the crucial role that governments play in protecting citizens and shaping a better future for them. Our *Future of Government* initiative helps governments identify ways to shift from crisis toward green, resilient, and inclusive development. We also produced a comprehensive global report showing how sound public procurement could free up to \$1 trillion in savings each year.

We developed several tools to support the effective design and implementation of policy reforms. We launched the Supreme Audit Institutions Independence Index, which provides insights into the legal and operational independence of these crucial institutions in more than 100 countries. We also launched the GovTech Maturity Index, which assesses how governments in 198 economies are using technology to improve public service delivery and strengthen citizen engagement. And our Worldwide Bureaucracy Indicators constitutes the most comprehensive dataset on public sector employment and wages, with 192 indicators from 200 countries.

Corruption harms the poor most—it can cost lives, reduce access to basic services, and exacerbate inequality. Our Anticorruption Action Plan is strengthening



The ***World Development Report 2022: Finance for an Equitable Recovery*** examines the central role of finance in the economic recovery from COVID-19. The pandemic triggered the largest global economic crisis in more than a century. In 2020, economic activity contracted in 90 percent of countries, the world economy shrank by about 3 percent, and global poverty increased for the first time in a generation. Governments responded rapidly with fiscal, monetary, and financial policies that alleviated the worst of the crisis's immediate economic

impacts. Yet the world must still contend with the significant longer-term financial and economic risks caused or exacerbated by the pandemic and the government responses that were undertaken to mitigate its effects.

The report looks at the consequences of the crisis that are most likely to affect developing economies and advocates for policies and measures to mitigate the interconnected economic risks stemming from the pandemic—risks that may become more acute as stimulus measures are withdrawn at the domestic and global levels. These policies include the efficient and transparent management of nonperforming loans to address threats to financial stability, insolvency reforms to help reduce unsustainable debts, innovations in risk management and lending models to maintain access to credit for households and businesses, and better sovereign debt management to support an equitable recovery.

our approach to helping countries tackle this challenge by improving their ability to detect and deter corruption as early as possible.

### **Boosting financial sector resilience**

Businesses and workers continue to be deeply affected by the pandemic. Stimulus measures provided a lifeline for troubled firms, but financial risks have risen as businesses borrowed to make up for shortfalls in liquidity. Our *Business Pulse Survey* showed that sales in 2021 remained, on average, 28 percentage points below 2019. Declines in earnings could make it harder for firms to service their debts.


We produced several analytical assessments to help firms that face high levels of uncertainty. Our updated *Toolkit for Corporate Workouts* spells out ways to facilitate fast, flexible, and cost-effective solutions to address firms' financial problems without overburdening court systems. Our *Addressing the Corporate Debt Overhang* report offers solutions drawing on our expertise in corporate restructuring, financial stability, and capital markets. We also convened policy makers, regulators, practitioners, and the judiciary to discuss developments in insolvency law and practice at the Forum on Asian Insolvency Reform, the Africa Round Table, and the inaugural Caribbean Round Table.

Boosting private investment—particularly in infrastructure and housing—has been a focus for many countries. In Kenya, we supported the issuance of the country's first mortgage refinance bond, which was six times oversubscribed. In Pakistan, our Housing Finance Project is expected to crowd in \$750 million of private capital.

Today, digital financial services are reshaping business activity, shrinking the role of cash, and spurring new digital forms of money. A new Bank and IFC report, *Fintech and the Future of Finance*, explores the digital transformation in financial services, the fundamental changes that it will trigger, and the implications for market outcomes, regulation, and supervision. The Bank also helps countries leverage



The **Global Financial Inclusion Index (Global Findex)** is the world's most comprehensive dataset that looks at how adults save, borrow, make payments, and manage financial risks. Published every three years since 2011, it is the only global demand-side data source allowing for global and regional cross-country analysis. Data are collected through nationally representative surveys of more than 150,000 adults in over 140 economies. The database has become an indispensable resource for policy makers working on financial inclusion. The fourth edition comes as the world is recovering from the pandemic-induced economic slowdown. It includes more granular data on measuring financial resilience and digital payments adoption, including merchant and government payments.



technology to bring financial services to nearly 2 billion people who still lack a basic bank account.

We are working with more than 50 countries on greening their financial sectors. In Egypt, we supported the creation of a new fund to mobilize \$2 billion in private investment in emerging market sustainable bonds to support COVID-19 relief efforts and contribute to a green, resilient, and inclusive recovery.

### Building stronger social protection systems

Effective social protection systems are central to reducing poverty, boosting human capital, and laying the foundation for inclusive, equitable, and resilient societies. Yet major gaps in coverage remain in much of the world, especially developing countries. COVID-19 has highlighted these gaps and underscored the need to build and strengthen adaptive, sustainable social protection systems. These are crucial to safeguard the poor and vulnerable against a wide range of shocks.

In fiscal 2022, our social protection operations provided \$1.6 billion in new financing to 16 countries, including eight affected by FCV, reaching more than 1 billion people worldwide. This support is helping scale up social protection and jobs operations by strengthening countries' policies and systems and leveraging existing delivery systems—especially cash transfers—to reach more people. In Yemen, a \$204 million project is benefiting nearly 9 million people by providing emergency cash transfers and supporting short-term employment and access to basic services. In Indonesia, a national \$7 billion cash transfer program is reaching 74,000 villages and 8,000 urban wards with income support, health information, and monitoring for those affected by the pandemic. In Bangladesh, IDA financing is helping nearly 175,000 low-income urban youth affected by COVID-19 through life-skills training, apprenticeship programs, counseling, microfinance, and self-employment support.

The pandemic has also highlighted how pension funds can help respond to short-term needs during shocks, particularly when unemployment insurance is insufficient or nonexistent. This is reviving efforts to develop stronger unemployment insurance mechanisms, with clearer links to pensions or retirement savings. We have assessed more than 130 pension reform measures in 69 countries to help design effective and comprehensive responses to shocks.

We advocate for a decisive shift toward financing models based on general taxation which would protect informal workers, the elderly, and people living with disabilities, in addition to formal workers. And with governments under financial constraints due to the pandemic, we are committed to working toward progressive, universal



coverage. This means that all those who need services should receive them. Our new report, *Revisiting Targeting in Social Assistance*, evaluates the benefits and costs of various targeting methods based on experience in over 130 countries. Countries can also work to reduce transaction costs and stigma, minimize errors of exclusion and inclusion, facilitate rapid crisis response, and improve access to social assistance through robust and transparent systems for identification, service delivery, and redress of grievances.

### **Investing in sustainable infrastructure**

Investing in infrastructure helps connect people with opportunities, promotes economic growth, and improves livelihoods. It also provides a pathway for countries to integrate their climate and development goals by investing in projects that reduce carbon footprints, including renewable energy, green transport, and digital ecosystems. But reaching the Sustainable Development Goals (SDGs) and achieving growth in basic infrastructure investment will require developing countries to spend about 4.5 percent of GDP—\$1.5 trillion—annually. This is beyond what governments can fund on their own, especially given growing debt concerns and budgets strained by the pandemic.

The Bank Group is working to enable and mobilize the flow of private capital to meet this funding gap. In fiscal 2022, the Bank provided \$14.7 billion to support infrastructure in developing countries, an increase of nearly 50 percent from fiscal 2021. And over the period 2017–20, the Bank Group mobilized \$100 billion in private sector funds to developing countries, 42 percent of the total generated by all multilateral development banks.

We work across the Bank Group to deliver projects, and we rely on strong partnerships to bolster this work and leverage the combined resources and comparative advantages of stakeholders. Our successes stem from innovative solutions for financing, enabling, and delivering infrastructure that are transactional and practical; produce measurable financial results and development outcomes; prioritize work based on geographic and sector needs; create efficiencies through scale, leverage, and uniformity; and adhere to internationally recognized financial and sustainability standards and principles.

A key pillar of our work is creating robust pipelines of impactful and scaled climate-impact investment opportunities. The Global Infrastructure Facility (GIF), a G20 upstream initiative housed at the Bank, brings to market sustainable, quality



infrastructure projects and expands the market for private infrastructure finance in developing countries. Since its inception in 2014, the GIF has approved 138 advisory engagements in 62 countries; in fiscal 2022, it approved 25 new activities totaling \$19 million. To date, 16 GIF-supported projects have successfully reached commercial close and nine have reached financial close, mobilizing over \$6.9 billion of private capital. The Public-Private Infrastructure Advisory Facility (PPIAF) also supports private participation in green, resilient, and inclusive infrastructure. In fiscal 2022, the facility deployed nearly \$12 million in technical assistance for green energy, digital development, transportation transitions, plastic and solid waste management, and sustainable water supply, including development of unconventional water sources. Emphasizing the role of infrastructure and the private sector in mitigating and adapting to climate change, the PPIAF, the GIF, the Bank, and IFC jointly launched the *Climate Toolkits for Infrastructure PPPs* in April 2022 to help governments address key questions on how to mainstream climate considerations into their plans.

The Bank Group also employs securitization structures to mobilize institutional investments in emerging market and developing economy (EMDE) debt that align with climate goals, as well as assists addressable EMDE state-owned utilities with transactions that optimize sustainable financing. Since 2013, IFC's Managed Co-Lending Portfolio Program model has successfully raised more than \$10 billion for direct lending to private firms in infrastructure and other sectors across more than 50 developing economies. This work aims to create a market of investment grade securities that will provide institutional investors better access to EMDE infrastructure debt, enhance project pipelines, and lower financing costs, while serving the goals of the Paris Agreement.

### **Supporting greener and more resilient transport**

Transport is fundamental to supporting people and economies, but it also contributes 20 percent of global greenhouse gas emissions. As populations, economies, and the need for mobility grow, these emissions could increase by as much as 60 percent by 2050 if left unchecked. The Bank helps countries implement approaches that avoid unnecessary motorized transport, promote cleaner technologies, support high-quality public transport, connect cities, and improve efficiency. We are the largest provider of development financing for transport globally, with a strong focus on climate-smart transport systems. Almost 75 percent of projects in our \$31.4 billion

transport portfolio now include climate co-benefits: they directly contribute to lowering emissions and enhancing countries' climate resilience.

Our projects span public transport, logistics, roads, railways, aviation, ports, and waterways. Our work focuses on promoting transport decarbonization, ensuring climate resilience, and improving inclusion. Transport enables crucial access to jobs, education, and health services. We finance urban mobility programs such as metros and bus rapid transit in many large cities, including Abidjan, Bogotá, Dakar, Lima, Quito, and São Paulo.

Improving and modernizing transport systems in developing countries has additional benefits for people's health, and safer roads and cleaner air save lives. Today, 90 percent of the world's 1.4 million traffic fatalities per year occur in developing countries. Through the Global Road Safety Facility, we are working to reduce fatalities and injuries by half by 2030. Air pollution also contributes to 4.2 million deaths every year, with 9 out of 10 people living in places with poor air quality. To address these challenges, we created the Global Facility to Decarbonize Transport, a new multidonor trust fund to catalyze innovation and investment for low-carbon mobility in developing countries, with initial support from Germany, Luxembourg, the Netherlands, and the United Kingdom. It will help countries develop tailored solutions by supporting project preparation, research, and capacity building.

Our research and knowledge underpin these efforts. At COP26, we partnered with the World Resources Institute and the Netherlands to launch the *Transport Decarbonization Investment Series*, which delivers actionable recommendations to accelerate the transition toward green mobility by overcoming investment barriers and developing innovative financial instruments.

## Building healthy and sustainable cities

Amid rapid urbanization and the worsening effects of climate change, we are helping countries shore up their urban infrastructure in inclusive and sustainable ways. Published in June 2021, the *State of Cities Climate Finance* report provides the first formal global analysis of cities' financial needs to tackle the effects of the climate crisis; it presents solutions to mobilize climate finance for low-carbon, climate-resilient urban development. The City Climate Finance Gap Fund also initiated technical assistance for 33 cities, with a goal of reaching 180 by 2025.

We advocate for nature-based solutions—such as tree-planting and protected green spaces—to help adapt to and mitigate climate change. Through a series





of talks with experts, our Global Platform for Sustainable Cities spurred efforts to reverse biodiversity loss while recognizing the need for socioeconomic inclusion and community support. These discussions put land rights issues into sharper focus, including in countries like Lao PDR, where we are helping alleviate people’s insecurity about land and property rights while improving tenure security and land administration services.

As the world population gets older and urban areas expand, we encourage planning for inclusive, healthy, and vibrant cities. Today, there are more people age 65 years or older than children under 5; by 2050, one in six people will be 65 or older. Our *Silver Hues* report urges policy makers to invest in planning and designing cities for this future.

### Preparing against growing disaster risks

Disasters hurt poor and vulnerable people most, especially women and girls, elderly people, and people with disabilities—and in FCV settings, these risks are multiplied. The Global Facility for Disaster Reduction and Recovery (GFDRR), a partnership housed at the Bank, works to address these gaps. A new *GFDRR report* looks at more inclusive approaches to disaster risk management, such as ensuring that vulnerable citizens and communities are at the center of disaster-risk planning. GFDRR is also working with partners to design and test a more nuanced and integrated approach to disaster risk management in fragile and conflict-affected countries.

In Tonga, we supported a disaster risk financing mechanism that swiftly disbursed \$8 million in IDA financing after the volcanic eruption and tsunami in January 2022. Emergency centers were also quickly activated. In Jamaica, the Bank’s technical assistance helped price a catastrophe bond that will allow the country to access up to \$185 million against losses from future cyclones. Following a massive earthquake in August 2021, Haiti was able to access a payout of about \$40 million within 14 days through the Caribbean Catastrophe Risk Insurance Facility, which was developed with the technical leadership of the Bank and in partnership with donor countries.

### Promoting more sustainable and inclusive societies

We support countries’ most vulnerable and marginalized people by promoting more inclusive societies, fostering more resilient and cohesive communities, and enhancing accountability and citizen voices in development. These efforts are especially urgent in the face of compounding crises and challenges.



In partnership with UNHCR and the United Kingdom, we released a series of studies that look at how policies and investments can help prevent conflict related to forced displacement, promote the social and economic integration of refugees and displaced persons, and improve development outcomes for host communities and societies. This initiative bolsters our efforts to support displaced persons and host communities, such as in Colombia and Peru, where governments are seeking to better integrate Venezuelan migrants. In the Horn of Africa, we are scaling up emergency assistance to provide 3 million people with health information and water and sanitation services. This support will also expand economic opportunities and enhance environmental management for communities hosting refugees.

Local communities are often at the front lines in our efforts to fight climate change. In Kenya, we are helping communities assess climate risks and identify socially inclusive solutions tailored to their needs and priorities. We are also supporting people with disabilities in Kenya by providing grants and business development training through our partners. We remain committed to citizen engagement, which is key to strengthening transparency and accountability in development. In the Solomon Islands, we are helping ensure that local communities near a renewable energy project see benefits, including better infrastructure for water and electricity, as well as access to training in job skills.

We are deepening our commitment to vulnerable groups, including sexual and gender minorities, persons with disabilities, Indigenous Peoples, and women and girls. Our *Equality of Opportunity for Sexual and Gender Minorities* report examines laws and regulations that affect the lives of LGBTI people in 16 countries across six indicators. A *global survey report* by the Inclusive Education Initiative assesses the challenges faced by learners with disabilities—especially girls—and their families in accessing crucial support during pandemic-induced school closures. Across Central America, most of our COVID-19 response operations included policy actions to support inclusion of Indigenous Peoples. And in Nigeria, the Bank is working closely with communities to bolster women’s livelihoods, including by linking women-run businesses to markets and supporting financial inclusion.

## Investing in digital development for growth

Digital technologies are essential for economic growth and development. During the pandemic, they have helped businesses and schools continue operating, allowed governments to maintain service delivery, and enabled financial services to reach



The ***Survey on the Implementation of the Cape Town Global Action Plan for Sustainable Development Data*** was conducted in August–September 2021 by the Bank in partnership with the UN Department of Economic and Social Affairs and the Partnership in Statistics for Development in the 21st Century (PARIS21), with participation from national statistics offices (NSOs) in 101 countries. It follows up on the 2017 Cape Town Global Action Plan, which aims to help countries build the statistical capacity necessary to achieve the SDGs by 2030. The survey revealed that despite gradual improvements, transformative change in statistical capacities has yet to be realized, particularly in developing economies. However, NSOs have continued to function despite the pandemic, attesting to their resilience.

The survey will inform the work of the Bank-hosted Global Data Facility and the Bern Network’s Clearinghouse for Financing Development Data to develop statistical capacity around the world. These two mechanisms will provide support for the data agenda, accelerate progress in implementing the Global Action Plan, and help realize a new social contract for data envisioned by the *World Development Report 2021: Data for Better Lives* as countries work toward the SDGs.

more people. But countries need to bridge the digital divide: billions of people remain offline, while many lack the skills to use the internet effectively or cannot afford to access it. The Bank helps governments mobilize resources for digital transformation, adopt emerging technologies, and develop better digital regulations and policies. Over 30 Bank operations have significant digital components—with close to \$5 billion in commitments in fiscal 2022. Our programs promote digital development across many sectors, including transport, finance, education, health, and agriculture.

Kosovo now has Europe’s greatest number of high-speed internet subscriptions per household, with internet penetration outpacing leading EU countries. We supported the country’s rural broadband program, which leveraged private capital and brought a digital lifeline to remote locations where it was needed most, including schools, health centers, and homes. We also helped Cabo Verde launch its digital health pass, which uses blockchain to safely store health certificates and information, including COVID-19 test results and vaccine documentation, while promoting access to other health services.

At the 2022 Spring Meetings, we issued a *Development Committee paper* and hosted a flagship event looking at how digital technologies can help countries recover from the pandemic, promote inclusion, and build resilience to future crises, including for climate mitigation and adaptation. The Bank Group also supports regional digital development initiatives around the world, including Digital Economy for Africa, a key component of the African Union’s Digital Transformation Strategy.

The Bank hosts several initiatives and trust funds that aim to support digital transformation, including the Digital Development Partnership, Identification for Development (ID4D), the Government-to-Person Payments initiative, the Cybersecurity Multidonor Trust Fund, and the Korea Digital Development Program.

For more information, visit [www.worldbank.org/topics](https://www.worldbank.org/topics).

# Promoting Sustainable Finance and Capital Markets

IBRD has mobilized finance for middle-income client countries for more than 75 years, raising over \$1 trillion from private investors since its first bond in 1947. IBRD engages with investors on special development themes, helping connect their investing to the Sustainable Development Goals. Investors are increasingly interested in supporting investments that incorporate environmental, social, and governance considerations, including for topics such as health, education, gender, climate, and clean water. The World Bank Treasury publishes an *annual impact report* for investors, which summarizes results achieved by IBRD-financed projects; highlights of the Treasury's issuance activities in fiscal 2022 are also outlined here.

In fiscal 2022, IBRD drew on its triple-A rating and strong standing in the markets to raise about \$41 billion in sustainable development bonds, which were issued in a variety of structures and maturities. IBRD is the largest issuer of sustainable development bonds and uses the funds raised from capital markets to support development activities.

Since its capital market debut in 2018 with a \$1.5 billion bond in U.S. dollars, IDA has been building its market presence to support a larger funding program by issuing bonds in various maturities and currencies, including the euro, British pound, Swedish kronor, and Norwegian kroner. IDA's triple-A rating enables it to issue sustainable development bonds that leverage shareholder contributions to help low-income countries address their most pressing issues. In fiscal 2022, IDA issued almost \$10 billion.

## Supporting climate action and conservation through capital markets

In fiscal 2022, IBRD engaged with bond investors about the Bank's efforts to mainstream climate action and integrate climate and sustainability throughout all of our operations and sectors. IBRD executed five benchmark and larger issuances as well as numerous smaller transactions for a total of over \$12 billion equivalent. We also engaged with investors on development priorities such as water, gender equality, nutrition, and health.

In March 2022, we launched the first-ever Wildlife Conservation Bond, an outcome-based bond that channels private capital to finance rhinoceros conservation efforts in two protected areas in South Africa while providing environmental and social benefits to local communities. The bond includes a potential performance payment funded by the Global Environment Facility. Its structure transfers project risk from donors to investors, creating an opportunity for private investment in conservation that is supported by quantifiable metrics and models.

The Pilot Auction Facility for Methane and Climate Change Mitigation uses auctions and price guarantees to leverage private sector investment in climate action. Since it started in 2015, about \$55 million has been paid to investors in exchange for carbon credits representing over 21 million tons of CO<sub>2</sub> equivalent. The facility issued the final bond payment in December 2021.



## Developing sustainable capital markets

IBRD pioneered the green bond market, having issued the first-ever labeled green bond in 2008; it has since issued almost \$18 billion. For green bonds, IBRD allocates equivalent amounts to eligible activities that address climate change. The Bank has expanded our approach to issue sustainable development bonds that support all our activities. The Bank also helps countries reach their climate and environmental goals with technical assistance to develop greener and more sustainable capital markets and financial systems, facilitate market-based solutions, and drive private sector capital toward environmental and social priorities. In fiscal 2022, we facilitated the issuance of Colombia's sovereign green bond and helped the country develop a national green taxonomy to identify projects and activities that can be financed with green bonds. We also prepared post-issuance impact reports for Egypt and Indonesia, as well as for the state-owned enterprise, PT Indonesia Infrastructure Finance.

## Informing countries about financial products and solutions

In January 2022, the Bank started the transition process from LIBOR to new reference rates. We are helping countries make informed decisions about their financing and risk management options under the new financial terms; efforts include communication campaigns, online training for borrowers and staff, and bilateral engagement. We have also performed more than \$7 billion in interest rate fixings to mitigate the anticipated financial risk of the transition.

We are also advising countries on financing solutions as they continue to face resource constraints, limited fiscal space, and rising public debt. In fiscal 2022, we customized repayment terms to reduce Botswana's debt service and Kazakhstan's debt constraint, provided a blended financing solution for Rwanda, helped expand access to local currency for Mexico, and optimized countries' financial terms for fast-disbursing operations.

## Managing disaster risks through global capital markets

The Bank helps countries increase financial resilience against disasters by improving their access to the reinsurance and capital markets. Our Treasury works with governments to prepare and execute risk transfer transactions before a catastrophic event occurs. As of June 2022, we have helped countries transfer \$5.1 billion of disaster risk to international markets; of this amount, \$843 million in IBRD-issued catastrophe bonds—which address earthquake and hurricane risks in Jamaica, Mexico, and the Philippines—are outstanding in capital markets. In October 2021, we organized an event with the APEC Business Advisory Council, the Asia Pacific Financial Forum, and the Hong Kong Insurance Authority that looked at how catastrophe bonds can help transfer natural disaster risks to international investors.

## Building human capital in public sector asset management

The World Bank Treasury's Reserve Advisory and Management Partnership (RAMP) delivers demand-driven capacity building and asset management services to official sector asset managers. It helps central banks, international financial institutions, pension funds, and sovereign wealth funds build capacity and strengthen investment operations through advisory missions, technical workshops, and global conferences. RAMP now serves 73 institutions, including six in low-income countries and six in countries affected by fragility, conflict, and violence (FCV). The RAMP Trust Fund extends membership to central banks and other public sector institutions in IDA countries or those affected by FCV and that could not otherwise afford to participate.

For more information, visit [treasury.worldbank.org](https://treasury.worldbank.org).



## Engaging with Partners on Shared Priorities

Our partnerships—with multilateral institutions, civil society organizations, the private sector, foundations, think tanks, and other stakeholders—have become more important than ever as multiple crises worldwide strain the resources of governments and donors, threaten hard-won development gains, and present more complex and daunting development challenges. Partnerships are playing a key role as we help respond to COVID-19, address food insecurity, tackle the global learning crisis, and boost climate mitigation and adaptation. At the country, regional, sectoral, and global levels, we focus on dialogue, knowledge exchange, and operational collaboration to maximize our collective impact, mobilize more resources, improve efficiencies, and limit aid fragmentation. Working together enables more effective and wide-reaching advocacy on shared priorities, generating further collective action and fostering a better enabling environment for our work. By collaborating with partners, we are also able to implement projects and reach people in otherwise inaccessible contexts, including situations of fragility, conflict, and violence (FCV), such as South Sudan and Yemen.

In April 2022, the Bank Group launched a new global work program to invest in child care with partners including the governments of Australia, Canada, and the United States; the Bill & Melinda Gates, Conrad N. Hilton, Ford, William and Flora Hewlett, and LEGO foundations; and Echidna Giving. It is expected to generate at least \$180 million in funding over the next five years to scale up quality, affordable child care in low- and middle-income countries. Another platform is the Bank's Partnership Fund for the Sustainable Development Goals, a catalytic multidonor trust fund that works to strengthen global partnerships and cooperation toward achieving the goals. In fiscal 2022, it allocated over \$4 million to initiatives that promote investments in environmental, social, and governance approaches and low-carbon development.

We support regional efforts such as the Great Green Wall Initiative, a partnership of more than 20 African countries, the African Union, the EU, and the UN that seeks to help restore degraded landscapes, improve agricultural productivity, and promote livelihoods across Africa. And in South Asia, we are partnering with the Asian Development Bank, development agencies, and industry groups and utilities to support WePower, which promotes women's participation in the energy sector as well as their access to science, technology, engineering, and mathematics education.

We work with partners to exchange ideas and perspectives on shared priorities, emerging issues, and global public goods. This includes our senior leadership's engagements with think tanks through public events and roundtable discussions: urgent topics include the COVID-19 response, crises and economic recovery, long-term development priorities, fragility, debt sustainability, food security, climate, and education.

Examples of key partnerships in all regions and sectors where we work can be found in the chapters on *Regional Engagements* (page 17) and *Working Toward Development Goals amid Crises* (page 47).



## Highlights from fiscal 2022

In fiscal 2022, we engaged closely with the G7, G20, IMF, other multilateral development banks (MDBs), the EU, and UN agencies to address countries' development challenges and support good country outcomes. At their Rome Summit in October 2021, G20 Leaders voiced support for the 20th replenishment of IDA, acknowledging the high financing needs of low-income countries and IDA's value proposition. This helped pave the way for a \$93 billion IDA replenishment in December. Under the Italian and Indonesian G20 presidencies, we coordinated with the IMF to advance the debt agenda, including debt transparency and options to strengthen the Common Framework for Debt Treatments Beyond the DSSI. And in response to growing country needs and at the request of the G20, we are preparing the Pandemic Preparedness and Response Financial Intermediary Fund, to be housed at the Bank.

The Bank Group provided expertise and advocacy on climate mitigation, sustainable infrastructure, and support for vulnerable poor countries amid overlapping crises, in support of the U.K. and German G7 presidencies. Since the Russian invasion of Ukraine in February 2022, we have worked closely with the G7, the European Commission, and MDBs to scale up support for the country, using financing instruments that facilitate coordination among donors while reducing transaction costs. Cooperation includes efforts to address the war's spillover effects on developing countries and to support refugees from Ukraine and their host communities.

We partnered with the EU to support countries on shared development and humanitarian priorities, including disaster risk management, health, climate financing, and financial inclusion. Our strong cooperation on the FCV agenda allowed us to strengthen efforts to address crises in Sub-Saharan Africa, Afghanistan, and Ukraine.

The Bank Group continues to work with UN agencies and other international organizations—including UNICEF, WHO, WFP, UNHCR, UNDP, WTO, and the International Committee of the Red Cross—to address development challenges and build resilience. This includes about 40 collaborations with the UN on the global response to COVID-19, such as support for vaccine deployment in developing countries through the Multilateral Leaders' Task Force, as well as the COVID-19 Vaccines Global Access Facility (COVAX), the Africa Vaccine Acquisition Trust, Gavi, the Vaccine Alliance, and the Global Fund. We are also working to boost countries' recovery and address structural challenges such as fragility, food security, and climate change. We draw on these partnerships at the UN General Assembly, the UN Chief Executives Board, the Financing for Sustainable Development Forum, and the High-Level Political Forum.

We engage with bilateral partners to exchange views and boost progress on key development issues. In September 2021, the Bank Group held high-level strategic consultations with Sweden, where we discussed priorities including climate finance architecture and mobilizing more private capital for adaptation. In December 2021, when Japan hosted the final IDA20 pledging session, President Malpass met with the president of the Japan International Cooperation Agency to reaffirm our partnership on priorities such as FCV, inequality, and climate change. And in May 2022, we marked the 75th anniversary of IBRD's first loan—\$250 million to help France rebuild after World War II—at an event in Paris with French ministries, Agence Française de Développement, and Banque de France, where we also signed a new establishment agreement between France and the Bank Group.

We partner with civil society organizations (CSOs), particularly from the global south, on a broad range of development goals. During this year's Annual and Spring Meetings, the Civil Society Policy Forum—our largest platform to engage these groups—brought together over 2,000 stakeholders, more than half of them from developing countries. In addition to leading 40 sessions, CSOs had an opportunity to engage directly with our senior leadership through events with President Malpass, our Board, and our managing directors. CSO speakers from developing countries



participated in several flagship events at the meetings to share their perspectives from the field. We also exchange knowledge with CSOs throughout the year via discussions with technical experts on key issues such as debt, gender, climate, the business enabling environment, and IDA. And we share information through our newsletter, which reaches over 11,000 subscribers, as well as regular announcements, bilateral meetings, and monthly calls.

Also in fiscal 2022, we introduced the Insights & Opportunities Briefings series, where we convene private and philanthropic partners with Bank Group teams to exchange knowledge and identify opportunities for collaboration. To date, briefings have focused on our COVID-19 response, gender equality, climate change, and Africa's food security; they have featured participants from Unilever, Bank of America, Mastercard Foundation, IKEA Foundation, Children's Investment Fund Foundation, William & Flora Hewlett Foundation, Standard Chartered, HP, Mo Ibrahim Foundation, and the Bill & Melinda Gates Foundation. The Bank Group continued to engage private sector and foundation partners on many aspects of the COVID-19 response. We also participated in deep-dive discussions with foundation partners about projects and approaches to leverage impact in gender, climate, and education at the country level. And we are exploring opportunities to partner with private and philanthropic organizations that have made net-zero emissions commitments, notably on food systems transformation, access to clean energy, and water management.

The Refugee Investment and Matchmaking Platform mobilizes the private sector to support refugees by promoting employment, investment, and tailored products and services. First piloted in Jordan, it expanded to Djibouti, Iraq, and Lebanon in fiscal 2022. To serve more countries and further gather knowledge, the Platform will extend its work as the World Bank Private Sector for Refugees Platform for the Mashreq through June 2025. And through the Digital Development Partnership, we bring together public and private sector partners—including Google, GSMA, and Microsoft—to advance digital solutions and accelerate safe and inclusive digital transformation in developing countries.

We worked with several faith-based organizations and faith actors in fiscal 2022—such as the Moral Imperative to End Extreme Poverty Initiative, the UN Task Force on Religion and Development, the Joint Learning Initiative, and the International Partnership on Religion and Sustainable Development—on pressing development priorities, including COVID-19, fragility, climate, and human capital. We also supported a research working group on the role of faith in development, which has helped inform our work and convene stakeholders.

We engage legislators and partner parliamentary organizations, notably the Parliamentary Network on the World Bank and IMF, to exchange knowledge and advocate for green, resilient, and inclusive development. Global events, including two Global Parliamentary Forums, convened more than 300 members of parliament from every world region on priorities such as climate, COVID-19, vaccines, gender, fragility, digitalization, private sector investment, taxation, and governance. These and other engagements allow parliamentarians to share best practices from around the world that can be adapted to their country contexts.

For more information, visit [www.worldbank.org/en/about/partners](https://www.worldbank.org/en/about/partners).



# Improving Operations for Sustainable Development

## The World Bank's Environmental and Social Framework

The Environmental and Social Framework (ESF), effective since October 1, 2018, enables client countries to better manage project risks and improve environmental and social outcomes. Through the framework, we help countries address a broad range of environmental and social issues and risks, including those related to climate change, biodiversity, occupational health and safety, and inclusion and protection of disadvantaged or vulnerable groups. The framework recognizes the importance of stakeholder engagement, transparency, and information disclosure. We also help strengthen countries' national environmental and social management systems.

As of June 2022, the ESF applies to about 35 percent of our active IPF portfolio; based on earlier approval dates, the rest of the portfolio continues to apply our Safeguard Policies. We closely monitor ESF implementation in our operations. With its strong focus on environmental sustainability, climate-smart development, and social inclusion, the ESF has proven to be fit for purpose, withstanding the global challenges posed by COVID-19; fragility, conflict, and violence (FCV); and the climate crisis.

For more information, visit [www.worldbank.org/esf](http://www.worldbank.org/esf).

## The World Bank Procurement Framework

The Bank's Procurement Framework enables tailored procurement approaches for Investment Project Financing (IPF) operations, emphasizing sustainability and value for money in public procurement. It applies to projects with a concept note on or after July 1, 2016. In fiscal 2022, 65 percent of the Bank's IPF portfolio, by awarded value, applied the framework. The rate of coverage increases as older projects close and new ones are approved; all procurement is expected to apply the framework by 2026.

In fiscal 2022, we completed a review of the framework to assess whether it has been implemented successfully. It found a profoundly positive impact on many aspects of procurement performance under Bank-financed IPF operations. Borrowing countries have significantly increased their procurement capacity, reforming their national procurement systems and public sectors. Supply markets are diversifying, resulting in increased competition. And 77 percent of the contracts by value over the past five years were with new market entrants, suggesting greater private sector confidence in the Bank's procurement procedures.

We support socially responsible, gender-sensitive, and green procurement, which is essential for the implementation of the ESF. Innovations in procurement—such as the Hands-On Expanded Implementation Support (HEIS) modality and Bank-facilitated procurement—have played critical roles in our response to COVID-19, help us adapt to evolving operating environments and changing global supply chain dynamics while providing stepped-up support to countries.

Through HEIS, the Bank provides direct support to borrowing countries, especially in FCV environments. This has helped cut the average processing time of procurement actions by two-thirds, with even greater reductions in FCV environments. It has also increased transparency and enabled us to address complaints faster, with half of complaints in fiscal 2022 being addressed within 19 calendar days. All contract awards, including for contracts subject to post review, are now published on the UN Development Business and Bank websites.

HEIS also allowed for Bank-facilitated procurement (BFP), through which we can aggregate demand across countries and use our convening power to gain better market access, as well as leverage a stronger bargaining position with suppliers. Countries remain responsible for signing and entering into contracts, as well as logistics and administration, but they receive substantial Bank support as needed, including with needs assessments, delivery, and contract completion. We have used this approach to help countries rapidly procure essential medical supplies during the COVID-19 pandemic. In India, we helped procure 22,600 oxygen concentrators for \$27 million at the height of the Delta variant. During April 2022 in Ukraine, we helped rapidly procure \$31 million worth of medical equipment and supplies under contracts that were negotiated through BFP and approved by the government in six days.

Going forward, we will deepen implementation of the Procurement Framework by:

- Enhancing contract management support
- Providing additional training and HEIS to make greater use of rated-quality criteria and other advanced procurement methods
- Strengthening supply chain resilience and security
- Continuing to support countries' public procurement reforms and capacity-building
- Implementing mandatory direct payment for all procurements in FCV environments
- Expanding the publication of beneficial owners of winning bidders to all internationally advertised contracts.

For more information, visit [www.worldbank.org/procurement](http://www.worldbank.org/procurement).

## Preventing gender-based violence in our operations

We remain committed to preventing and mitigating the risks of gender-based violence (GBV) in our operations. In November 2020, we became the first multilateral development bank to introduce a mechanism that can disqualify contractors for failing to comply with obligations related to GBV. Disqualified contractors will not be awarded a Bank-financed contract anywhere for two years, after which they will need to demonstrate that they meet our requirements for preventing GBV before competing for new contracts. This applies to large works contracts procured after January 1, 2021, that rated "high risk" for sexual exploitation, abuse, and harassment (SEA/SH). As of June 2022, 23 planned contracts worth \$750 million are eligible to apply the SEA/SH disqualification mechanism, and one contract worth \$24 million in Burkina Faso has been awarded and is under implementation.

Our standard procurement documents for works have specific qualifications and requirements that assess bidders' capacities to prevent GBV. These stipulate clear obligations for contractors to manage related risks that are within their control. They include declaring previous incidents leading to contract suspension or termination; adopting Codes of Conduct focused on GBV risks; training all workers and subcontractors on the Code of Conduct; implementing mechanisms to address GBV complaints; adopting a framework for disciplinary measures; and retaining qualified personnel to help manage issues related to SEA/SH. Contractors are also expected to include additional commitments and obligations in their environmental and social management plans, which are linked to and flow from the impact assessments and management plans prepared for Bank projects.

We have discussed the disqualification mechanism extensively with industry groups, civil society, and development partners worldwide, both while it was being developed and since its launch. We have implemented a training program and are collaborating with professional associations to help mainstream GBV prevention and mitigation into industry practices.



## Supporting shared development goals through trust funds

Trust funds and Financial Intermediary Funds (FIFs) are an important part of the Bank Group's development assistance architecture. They complement the Bank Group's core funding and activities by providing financial resources; and their flexibility and responsiveness help expand lending operations, generate new knowledge, and pilot new approaches.

At the end of fiscal 2022, \$12.1 billion was held in trust funds and \$27.9 billion in FIFs. Trust funds finance about two-thirds of the World Bank's advisory services and analytics, with 74 percent (\$14.8 billion) of total trust fund disbursements going to client countries over fiscal 2018–22. Of this amount, over \$8.6 billion was disbursed to IDA and blend countries (countries that are eligible for IDA loans but also eligible for IBRD loans because they are financially creditworthy). Contributions to FIFs averaged \$8.5 billion annually, while cash transfers to implementing entities remained steady, with an average annual transfer of \$7.5 billion over the past five years.

The Bank's trust fund reforms are consolidating a previously fragmented portfolio and reorienting it around fewer, larger, and more strategically aligned and prioritized Umbrella 2.0 Programs. These programs seek to promote good oversight, efficiency, and results reporting, and are developed in consultation with our development partners.

Across our thematic areas, including health, climate action, gender, social protection, jobs, and debt management, trust fund and FIF resources have disbursed \$57.5 billion from fiscal 2018 to 2022, supporting the Bank Group's goals of ending extreme poverty and promoting shared prosperity through greener, more inclusive, and more resilient development. Trust funds and FIFs are also supporting the response to COVID-19 and the war in Ukraine. As of the end of fiscal 2022, they have contributed \$1.6 billion to immediate relief efforts and provided strategic support to countries as they work toward recovery from the pandemic, as well as \$2.5 million to support Ukraine and refugees from the country.

For more information, visit [www.worldbank.org/dfi](http://www.worldbank.org/dfi).

### Grievance Redress Service

The Grievance Redress Service (GRS) is an avenue for individuals and communities to submit complaints directly to the World Bank if they believe that a Bank-supported project has or is likely to have adverse effects on them, their community, or their environment. It was established in 2015 based on recommendations from an Independent Evaluation Group review of the Safeguard Policies. The GRS complements project-level grievance mechanisms overseen by country authorities and ensures that complaints received directly by the Bank are promptly addressed through sound and sustainable solutions.

In fiscal 2022, the GRS received 383 complaints. GRS cases cover a broad spectrum of issues, including harm to people's livelihoods, adverse impacts on the environment, and community health and safety concerns. The GRS plays a key role in identifying trends and systemic issues from past cases to foster institutional learning and apply lessons learned to new and ongoing operations.

For more information, visit [www.worldbank.org/grs](http://www.worldbank.org/grs).



# Our Values, People, and Places

We strive to become a more sustainable and responsible workplace by upholding and practicing our core values, safeguarding staff health and well-being, reducing our environmental footprint, and finding more efficient ways to work. Our *Global Reporting Initiative (GRI) Index* and *Sustainability Review* present further details on the sustainability considerations of our operations and corporate practices; these can be accessed online through the *Annual Report website*.

## Our Values

The World Bank Group's core values are **impact, integrity, respect, teamwork, and innovation**. They embody what is most important to us as an institution and guide how we work with each other, our clients, and our partners. These are complemented by a Code of Ethics, which articulates what our core values mean in practice and focuses on behaviors, rather than compliance. In fiscal 2022, we strengthened the code's focus on diversity, equity, and inclusion, including race and racial discrimination. We also published a guide to help managers model the code's principles, along with learning guides for staff on building an inclusive, values-based workplace; these focused on disability, LGBT+, and mental health and well-being. The Staff Rules continue to define the regulations and policies that guard against and prohibit misconduct. We build understanding of ethical and compliance issues in the workplace through a mandatory e-learning for staff on our core values and Code of Ethics, and we facilitate in-person offerings on how to create a respectful workplace, supervisors' and managers' responsibilities, and bystander interventions. We also conduct outreach via staff town halls, a learning series on ethics in the workplace, and internal communications.

## Our People

We remain committed to attracting, developing, and growing our staff talent, and to being the best place to work in development. At the end of fiscal 2022, the Bank had 12,778 full-time staff, 46 percent of whom were based outside our headquarters in Washington. During the fiscal year, 915 new staff joined the institution; we worked to ensure effective and seamless onboarding although the vast majority of new hires joined remotely.

Despite a significant uptick in fragility, conflict, and violence (FCV) in client countries, the Bank remains committed to expanding our global footprint and moving resources closer to where they are most needed, especially in IDA countries and FCV settings. Events during the year required us to temporarily suspend operations in Afghanistan, Ethiopia, and other locations. By the end of fiscal 2022, 1,140 staff were located in countries affected by FCV, up from 1,043 in the previous year. We also took steps to protect sensitive data and secure information in locations where staff needed to be evacuated, including in Kabul and Kyiv.

**Evaluating compensation and benefits.** As part of an overall review of the Bank's compensation methodology, a study completed in fiscal 2022 found that we are facing more challenges in attracting and retaining talent and maintaining an overall competitive position in the global market. We are working to address these challenges to strengthen our employment value proposition and support to staff. This year we also conducted a review of our disability programs, and we are developing a set of recommendations.

**Promoting staff diversity, equity, and inclusion.** In fiscal 2022, the Bank Group earned the second level of Economic Dividends for Gender Equality (EDGE) certification, EDGE Move. EDGE is the leading global standard for gender equality in the workplace. Certification requires rigorous external assessment of five key areas: equal pay for equivalent work, recruitment and promotion, leadership development training and mentoring, flexible working arrangements, and company culture. The certification was for headquarters and all office locations worldwide for the Bank, IFC, and MIGA.

**Addressing racism and racial discrimination.** In June 2020, following the killing of George Floyd, President Malpass established the Anti-Racism Task Force with a mandate to deliver recommendations to senior management to help tackle racism and racial discrimination at the Bank Group. In its first phase, the Task Force brought together more than 50 staff members from across the organization to contribute ideas on ensuring racial equity at the institutional level and fostering a discrimination-free workplace. Senior management endorsed the resulting recommendations for implementation, with progress tracked through an interactive dashboard available to all staff. In fiscal 2022, several Task Force recommendations were completed. This includes the establishment of a new Race Equity Office, building on earlier appointments at the IFC and World Bank, as well as the creation of the Bank Group's first Anti-Racism Charter, which articulates our unequivocal stance against racism and racial discrimination.

The Task Force also began its second phase—focusing on how we deliver our work—by looking at race in Bank and IFC operations, in procurement, and in our communities, as well as evaluating global mobility of our staff and inequities in our contract architecture. As in the first phase, the Task Force will develop recommendations in these areas, based on input from staff-led working groups, and submit them to senior management for consideration. A new Implementation and Monitoring Unit will coordinate and track implementation of all Task Force recommendations. Working closely with relevant units, it will report regularly on progress to senior management and staff.

**Promoting staff health and safety.** The Bank Group promotes and protects the health and safety of staff by focusing on personal health and wellness, occupational health and safety, and mental health and well-being. Throughout the pandemic, we have

### **Supporting staff as they return to the office**

In fiscal 2022, the Bank Group continued to support our staff amid the COVID-19 pandemic, with an ongoing focus on personal health and safety, work-life balance, and mental health. After two years of home-based work, staff began returning to the office at headquarters and several country offices during fiscal 2022. To support their safe return, we implemented a tiered approach to reopening each office, based on local health indicators and trends, as well as safety precautions at our facilities. We are piloting a new hybrid work model to allow staff the flexibility to balance both at-home and in-office work, informed by our new telecommuting and remote work policies.

To support staff through this transition, we have:

- Continually engaged staff through live online conversations, including leadership town halls and staff briefings on health and safety information and human resources topics.
- Maintained internal websites with guidance on the pandemic, vaccines, and physical and mental health; provided ongoing support for staff and consultants on general medical and safety issues.
- Enhanced information technology services to support staff during the transition, including a new authentication initiative to improve cybersecurity, online resources on hybrid work, and in-office accessories to support working in a hybrid setting, including headsets, docking stations, and webcams.
- Introduced a policy on alternative work locations.



provided services—including ongoing guidance, protective protocols, and personal protective equipment—to staff to mitigate their risk of infection and to facilitate access to care for those who became ill. We also partnered with the UN system to provide vaccines to staff and dependents globally, including in locations where access was restricted, as well as medical evacuations for the critically ill and other services to augment local health care. These efforts have helped staff remain at their duty stations and continue delivering on our mandate. We also established new regional support hubs for health services in Chennai, India, and Sofia, Bulgaria. Also in fiscal 2022, we launched our first-ever strategy on mental health and well-being, based on the findings and recommendations of the Bank Group’s Mental Health Task Force. It aims to promote a culture of overall health and well-being, mitigate work-related and other risk factors, and provide better support for staff and families who face mental health challenges. We also addressed the needs and concerns of staff as many transitioned back to the office (see box on page 84).

**Supporting continuous learning and developing skills for career growth and mobility.** With the Bank Group’s Open Learning Campus (OLC), staff at headquarters and in country offices can flexibly access a broad range of learning programs, including self-paced e-courses and micro- and facilitated learning, as well as on-the-job learning. Since 2020, we have adjusted our operational, technical, and leadership curricula for staff to provide virtual and blended learning programs. The OLC delivered nearly 4,000 virtual learning programs for staff in fiscal 2022 to meet demand from staff and managers worldwide, with high overall quality ratings. It also offered several learning weeks, larger virtual events on topics such as FCV, environment, and infrastructure to support staff’s technical knowledge.

**Facilitating a safe place for staff to address concerns and conflicts.** Through our Internal Justice Services (IJS), staff have confidential channels to seek guidance on workplace issues and to resolve conflicts. These services include Ombuds Services, the Respectful Workplace Advisors Program, Mediation Services, Peer Review Services, Performance Management Review, and the Race Equity Office. In fiscal 2022, about 810 staff turned to these services for help. IJS also delivered training and outreach to more than 8,900 staff.

The Bank Group’s Ethics and Business Conduct (EBC) Department is another trusted resource for staff seeking guidance on compliance and workplace issues and for preventing and addressing misconduct. In fiscal 2022, EBC reviewed 153 allegations of misconduct and delivered ethics training and outreach to more than 7,100 staff. Through its advisory services, EBC also responds to staff requests for ethics advice on potential conflicts of interest or other compliance issues, on average in less

**TABLE 16 WORLD BANK (IBRD/IDA) STAFF DATA, FISCAL 2020–22**

INDICATOR	FY20	FY21	FY22	RELATED INDICATORS
Total full-time staff	12,394	12,528	12,778	GRI 401; SDG 8
Non-U.S. based (%)	44	45	46	
Short-term consultants/temporaries (FTEs)	5,521	5,944	6,163	
Employee engagement (%)	77	—	79	
Diversity index	0.89	0.89	0.89	
<i>% represents the deviation from the gender balance target for a given category*</i>				
Administrative and Support Staff (%)	17.4	17.8	17.6	
Entry and Junior Technical (%)	2.7	3.2	2.7	
Senior Technical (%)	6.5	5.8	4.7	
Managers (%)	2.8	2.7	4.7	
Average days of training per staff, at headquarters	3.8	3.2	3.1	GRI 404; SDG 8
Average days of training per staff, in country offices	3.4	3.3	2.8	

**Note:** – = not available; FTE = full-time equivalent (staff); GRI = Global Reporting Initiative. There was no Engagement Survey in fiscal 2021. \*Gender balance is defined as 50% men and 50% women, with a+/-2% margin; 0% means we have met our gender balance target, while figures over 0% mean men/women are overrepresented.

than eight working hours; in fiscal 2022, over 1,400 staff sought compliance-related advice from EBC. The department has focused its efforts on promoting transparency around the outcomes of its reviews of misconduct and conducts in-depth reviews of high-risk or recurring cases to help close gaps in controls. The department's Anti-Harassment Coordinator addresses allegations of sexual and other forms of harassment. In fiscal 2022, the Anti-Harassment Coordinator received 187 cases; along with other institutional stakeholders, they also implemented supportive measures, such as post-resolution monitoring to ensure a safe working environment for survivors of sexual harassment.

**Strengthening our workplace culture.** The Bank Group's ability to deliver on our mission depends on the strength and quality of our workplace culture. In November 2021, President Malpass created a Task Force to review workplace culture at the Bank Group and develop an initial set of recommendations by spring 2022. As part of this process, the Task Force established a working group to delve into specific issues, including leadership development, transparency and communication, disciplinary processes, performance and feedback, protective measures for victims, and culture and values. Moderated anonymous online discussions provided a channel for staff to candidly share suggestions and views. The Task Force also sought perspectives, ideas, and feedback from over 25 staff "affinity" groups that have direct experience supporting survivors of harassment, retaliation, or problems related to poor managerial accountability. Sustained engagements with staff-led groups shaped the initial set of recommendations to the President's office on managerial accountability and retaliation.

**Representing staff voice.** The Bank Group's Staff Association represents the rights and interests of staff to senior management and the Board. It offers several services for members, including individual consultations for grievance-related matters, health insurance coverage for short-term temporaries and consultants at headquarters, and regular communications to ensure staff are informed and updated on matters that may affect them. In fiscal 2022, a new Staff Association Delegate Assembly took office and identified priorities and issues raised by staff, including the return to office at headquarters after two years of home-based work during the pandemic. The Staff Association facilitated several town halls and advocacy campaigns to support a transformational workplace, including proposed initiatives to harness new and inclusive technologies to better support staff well-being and promote accessibility. It also drew attention to the eroding compensation of Bank Group staff in light of a competitiveness study and supported the Task Force on Workplace Culture.

## Our Places

The Bank manages the environmental, social, and economic impacts of our internal business operations by striving for net positive impacts on the ecosystems, communities, and economies where we have offices.

**Reducing emissions.** The Bank measures, reduces, offsets, and reports on greenhouse gas emissions from our facilities, major meetings, and corporate air travel, all of which continue to be affected by the pandemic. At headquarters, non-critical staff returned to the office through a phased approach beginning in April 2022, with teams encouraged to implement a hybrid work model. The Bank conducted major events, including the Spring and Annual Meetings, in a virtual or hybrid format. In fiscal 2021, travel decreased by 98 percent from a fiscal 2019 baseline, resulting in an estimated 78 percent decrease in emissions from fiscal 2020 to fiscal 2021. We have evaluated lessons learned about alternatives to travel, such as remote missions and supervision as well as virtual conferences and professional development events, and staff are encouraged to travel greener and smarter whenever possible.

As part of our annual effort to offset carbon emissions not curtailed, the Bank retired carbon credits totaling 21,304 metric tons CO<sub>2</sub> equivalent, covering 100 percent of building-related carbon emissions and corporate air travel for fiscal 2021 (data lag by one fiscal year due to the timing of data collection). We also purchased 53,910 renewable energy credits (RECs) from ACT Commodities equivalent to 100 percent

of our electricity use at headquarters, at a cost of \$200,000. RECs represent the environmental impact of one megawatt-hour (MWh) of renewable energy generation that is added to the electricity grid. Carbon offset projects are chosen based on rigorous Bank Group guidelines and are specific to IDA countries. This includes Tanzania, where we support reforestation of degraded grasslands.

**Designing sustainable facilities.** We continue to make progress toward our goal of reducing facilities-related emissions by 28 percent by 2026 from a 2016 baseline. However, it has been challenging to identify how much of this is due to efficiency efforts or lower office occupancy during the pandemic. We identified potential improvements as staff return to offices, including energy upgrades, new renewable energy projects, and water efficiency measures. A third of the facilities owned by the Bank worldwide meet a green-building certification standard, such as LEED. All new buildings are designed with a focus on sustainability, and we continually seek to improve the performance of existing buildings. Following an audit of the Bank’s main complex in Washington, we upgraded the water management cooling tower, which could save up to 1 million liters of water per year. We retrofitted lighting controls for our five headquarters buildings in Washington, allowing us to repair, replace, or upgrade over 1,500 sensors. We developed two pilots at headquarters to reimagine our office spaces as safe, modern, sustainable, and adaptable places that safeguard staff health and allow them to work comfortably. They make better use of our facilities’ footprint with a universal office design and collaborative spaces in anticipation of greater use of flexible working arrangements. They also feature better ergonomics and heating, ventilation, and air conditioning systems; more natural light; efficient fixtures; and environmentally sustainable materials.

## Our Supply Chain

**Ensuring a sustainable supply chain.** In fiscal 2022, we continued to implement the Bank Group’s Sustainable Procurement Framework for greater social and environmental impact. We are making progress toward two key procurement goals: doubling corporate procurement spend from woman-owned businesses to 7 percent by 2023, which reached 5.2 percent in fiscal 2022; and reaching 8 percent of our U.S.-based procurement from minority-owned businesses by 2025, which stood at 4.7 percent in fiscal 2022. In recognition of our achievements, the Bank Group was awarded as a 2022 Platinum Top Global Champion for Supplier Diversity and Inclusion by WEConnect International, a global network that connects women-owned businesses to leading corporate buyers. To manage the greenhouse gas emissions from our supply chain, we began tracking emissions from our suppliers, with the aim of disclosing the results in the 2023 annual report.

**TABLE 17 SELECTED WORLD BANK ENVIRONMENTAL IMPACTS, FISCAL 2019–21**

INDICATOR	FY19	FY20	FY21	RELATED INDICATORS
Absolute GHG emissions (metric tons of CO <sub>2</sub> equivalent) <sup>a</sup>	250,070	182,106	39,812	GRI 305; CDP C6; SDG 13
Energy use (GJ) <sup>b</sup>	458,315	471,930	393,758	GRI 302; CDP C8.2; SDG 7
Energy-use intensity (GJ/m <sup>2</sup> ) <sup>b</sup>	0.74	0.74	0.61	
Water use (m <sup>3</sup> )	299,054	261,534	201,134	GRI 303; SDG 6
Waste diverted from landfill (%) <sup>c</sup>	61	67	33	GRI 306; SDG 12
Total paper use with 100% recycled content (both copy paper and print shop, %) <sup>c</sup>	57	54	34	GRI 301; SDG 12

**Note:** Data lag by one fiscal year due to timing of data collection. Bank facilities were closed or at reduced occupancy for most of fiscal 2021. For additional details and data, please visit the *Corporate Responsibility website*. CO<sub>2</sub> = carbon dioxide; CDP = Carbon Disclosure Project; GHG = greenhouse gas; GJ = gigajoule; GJ/m<sup>2</sup> = gigajoule per square meter; GRI = Global Reporting Initiative.

a. Data are for all Bank facilities worldwide and include Scope 1, 2, and 3 emissions. Scope 3 business air travel emissions include radiative forcing. Fiscal 2020 includes the addition of Cool Food Pledge emissions from Bank headquarters food procurement. Details have been captured in the Inventory Management Plan.

b. Data are for all Bank facilities worldwide and include electricity, stationary combustion, and mobile combustion.

c. Data are for Bank headquarters facilities only.





# The World Bank's Climate-Related Disclosures

The World Bank Group's *Climate Change Action Plan for 2021–25* recognizes that climate change and sustainable development must be tackled together to deliver on our goals of reducing poverty and boosting shared prosperity. We promote global transparency on climate metrics, targets, and outputs so that we can leverage opportunities, tackle challenges, and help countries maximize positive outcomes in their climate transition.

Establishing global climate and sustainability disclosure standards is critical to moving markets and incentivizing low-carbon and sustainable investments, while addressing risks from a changing climate. The Bank Group is a long-standing supporter of global efforts to harmonize standards for sustainability reporting, which the G20 Sustainable Finance Working Group identified as a high priority in 2021. At COP26, the International Financial Reporting Standards Foundation announced the establishment of the *International Sustainability Standards Board (ISSB)* "to deliver a comprehensive global baseline of high-quality sustainability-related disclosure standards," building upon the work of other international standard setters, including the recommendations of the Financial Stability Board's Task Force on Climate-Related Financial Disclosure (TCFD). Since its release in July 2017, the TCFD framework has been widely used for reporting climate-related financial information.

The Bank welcomes this development and will explore how the forthcoming ISSB Climate and General Standards, which are expected to be finalized in 2023, could be adapted to our unique operational model and inform our reporting. While we monitor these developments, the Bank is making our first climate-related disclosure, aligned with the recommendations of the TCFD framework, in this report. This builds on the strong track record on climate action and disclosures that we have made through the *Global Reporting Initiative Index* since 2008 and the CDP (formerly known as the Carbon Disclosure Project) since 2009. The Bank joins IFC and MIGA, which already produce TCFD-aligned disclosures.

Our TCFD climate-related disclosure for fiscal 2022 outlines how we manage climate-related risks and opportunities in our development and corporate activities. This year's disclosure aligns with the TCFD framework's four thematic areas: governance, strategy, risk management, and metrics and targets. Some of its key highlights include the following:

**Operations:** The Bank Group's Climate Change Action Plan for 2021–25 continued to deliver strong results in fiscal 2022 in helping countries address climate and development together through an integrated approach (*see more on page 52*).

**Greenhouse gas emissions and footprint:** The Bank has been carbon-neutral since 2009 for greenhouse gas emissions related to all our global facilities and global business travel. We measure, reduce, offset, and report on emissions from our facilities, major meetings, food procurement at headquarters, and corporate air travel. We have set two goals for emission reductions: (1) reduce absolute carbon emissions from our own global facilities by 30 percent by 2026, compared with a 2016 baseline; and (2) reduce food-related emissions from cafeterias, coffee bars, and catering operations at headquarters by 25 percent by 2030. The Bank is on track to meet both targets (*see more on page 86*).

**Risk management:** During fiscal 2022, we continued to refine how we incorporate climate-related factors into our risk management. Our Country Credit Risk Department considers relevant environmental factors when assessing the sovereign creditworthiness of IBRD and IDA borrowers. As risk owners, business units manage climate-related operational risks, which are being more explicitly incorporated into our operational risk taxonomy.

The Bank assesses and monitors climate-related risks that can affect the intended development results of our operational instruments and country programs. We require all of our development projects, policies, and programs to be screened for physical risks of climate change, starting with IDA operations in fiscal 2015 and extending to IBRD in fiscal 2018. Greenhouse gas accounting is also conducted in all IBRD and IDA investment financing operations where methodologies are available, using a shadow price of carbon in the economic analysis. Climate risks are also considered in the Bank's due diligence for Investment Project Financing as part of our Environmental and Social Framework.

**Treasury activities:** The Bank is a leader in the development of sustainable capital markets. The framework of IBRD's first green bond in 2008 became the global standard for labeled bonds in the fixed-income market, with a focus on increasing transparency and investing for purpose. IBRD's issuance program has become a source of best practice on sustainable finance issues; we actively engage with a variety of stakeholders to help build sustainable capital markets. When IDA came to the capital markets in 2018, it joined IBRD in issuing sustainable development bonds, which emphasize its environmental and social standards and mandate to achieve positive impact. All IBRD and IDA bonds are recognized with a sustainability identifier on recognized bond information platforms, such as Bloomberg. All IBRD and IDA sustainable development and green bonds are also listed on the Luxembourg Green Exchange and its sustainable platform (see more on page 72).

## Looking ahead

We will continue to evaluate the impact of climate-related factors on our business, strategy, and financial performance. We plan to implement further enhancements over the next two years to align our disclosures with the evolving standards. For the full TCFD-aligned disclosure, see the *World Bank Annual Report Appendixes*.



# Guiding the Institution

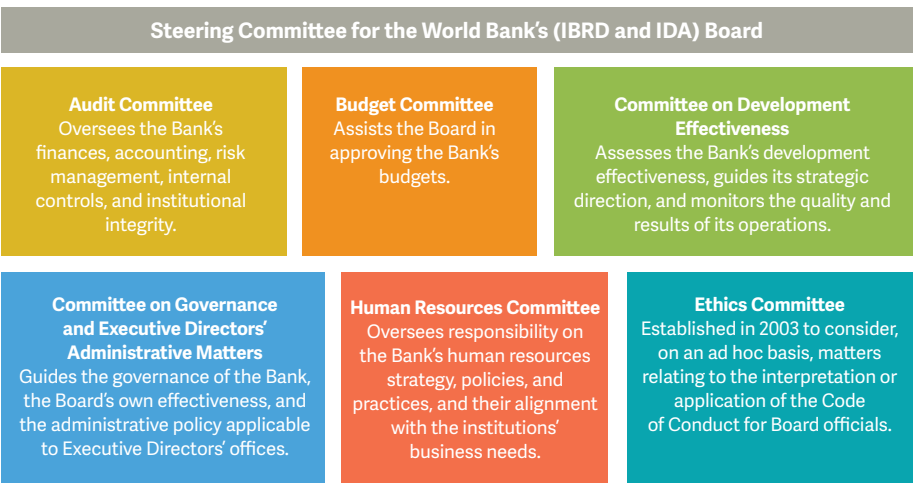
All the powers of the World Bank are vested in the Board of Governors, the Bank’s senior decision making body, according to the Articles of Agreement for IBRD and IDA. Each member country of the Bank is represented by one governor and one alternate.

The Board of Governors delegates most powers to 25 resident Executive Directors who comprise the Board of Directors for IBRD and IDA. The Executive Directors represent the World Bank’s 189 member countries and are responsible for the conduct of the general operations of the Bank. The Executive Directors select a President, who serves as Chair of the Board. The current Board term is from November 2020 through October 2022.

The Executive Directors oversee the Bank’s strategic direction and represent member countries’ viewpoints on the Bank’s role. They decide on proposals made by the President for IBRD and IDA loans, credits, grants, and guarantees; policies; the administrative budget; and other operational and financial matters. They discuss Country Partnership Frameworks that shape the Bank Group’s engagement with client countries and support for development programs. The Executive Directors are responsible for presenting to the Board of Governors an audit of accounts, an administrative budget, and the Bank’s annual report on fiscal year results.

The Board has five standing committees. Executive Directors serve on one or more of these committees, which help the Board discharge its oversight responsibilities through in-depth examinations of policies and other key documents. The Executive Directors’ Steering Committee, on which all Executive Directors serve, meets bimonthly to discuss the Board’s strategic work program. Through its committees, the Board regularly engages on the effectiveness of Bank Group activities with management and with the independent Accountability Mechanism and the Independent Evaluation Group, both of which report directly to the Board.

**FIGURE 8**  
**COMMITTEES OF THE BOARD OF EXECUTIVE DIRECTORS**



# Providing Oversight and Accountability

We hold ourselves accountable through institutional mechanisms—both within and independent of the Bank—that monitor operational performance, manage institutional risks, address grievances, and ensure transparency in our work. They provide guidance and recommendations to ensure maximum development effectiveness and adherence to the highest accountability standards.

## Independent Evaluation Group

The Independent Evaluation Group (IEG) aims to strengthen the Bank Group's development effectiveness through evaluations that assess results and performance and that provide recommendations for improvements. It also validates the Bank Group's self-evaluations of the results of country programs and projects. The evaluations and validations provide evidence of factors influencing success and failure as well as lessons to help inform the Bank Group's directions, policies, programs, and operations.

In fiscal 2022, IEG completed a range of major evaluations linked to the Bank Group's corporate and strategic priorities. These looked at the past decade of Bank engagement in situations of conflict, the Bank Group's support for the transition to a circular economy, lessons learned from Doing Business, and the Bank Group's decentralization plans. The group also validated management's progress on IEG evaluation recommendations and evaluated IFC and MIGA's support for primary and secondary education in middle-income countries, as well as IDA's sustainable development strategy and support for inclusive and sustainable farming practices. IEG also continued supporting the Bank Group's response to COVID-19, drawing on lessons learned from our response to past Ebola outbreaks, as well as innovations to support health and social responses during pandemics.

For more information and IEG's annual report, visit [ieg.worldbankgroup.org](http://ieg.worldbankgroup.org).

## Accountability Mechanism

The World Bank Accountability Mechanism is an independent complaints mechanism for people and communities who believe that they have been or are likely to be adversely affected by a Bank-funded project. It includes the Inspection Panel and the new Dispute Resolution Service (DRS). The Inspection Panel was established in 1993 as the first independent accountability mechanism at an international financial institution and continues to conduct independent compliance reviews. The DRS facilitates an independent and voluntary dispute resolution process for complainants and borrowers. The Accountability Mechanism reports to the Board and operates independently of Bank management.

The **Inspection Panel** consists of three members, including the Chairperson, who report directly to the Executive Directors. During fiscal 2021 and 2022, the Panel submitted an investigation report on a roads project in Uganda and recommended investigations into projects in Nepal, Togo, and Uganda. It decided not to investigate a regional trade and transport project in Nepal and issued notices of non-registration on three projects in Kenya, one in Uganda, and one in India. In December 2021, it published an advisory report, *Right to Be Heard*, on intimidation and reprisals in Inspection Panel complaints.



The **Dispute Resolution Service** became operational in October 2021. During the year, the parties in two cases related to Bank projects agreed to dispute resolution by DRS: a case in Uganda in December 2021, and a case in Nepal in April 2022. Both of these processes are ongoing.

For more information on the Accountability Mechanism, visit [www.worldbank.org/en/programs/accountability](http://www.worldbank.org/en/programs/accountability).

## Sanctions System

The Bank Group's Sanctions System is a multi-tier administrative process designed to address fraud, corruption, collusion, coercion, and obstruction by firms and individuals involved in Bank Group operations. In fiscal 2022, the Bank Group sanctioned 35 firms and individuals through uncontested determinations of the Bank's Chief Suspension and Debarment Officer, decisions of the Bank Group Sanctions Board, and settlement agreements. It removed 22 entities from sanction and converted the debarments with conditional release of one entity to conditional non-debarments. The Bank Group also recognized 72 cross-debarments from other multilateral development banks (MDBs), and 28 Bank Group debarments were eligible for recognition by other MDBs.

The **Integrity Vice Presidency (INT)** detects, deters, and prevents fraud and corruption in Bank Group-financed operations and involving Bank Group staff and corporate vendors. It investigates allegations of fraud, corruption, and other sanctionable practices, and, when these are substantiated, pursues sanctions against external entities and provides its findings for human resources decisions on disciplinary measures against staff. INT also works to identify, monitor, and mitigate integrity risks in Bank Group operations. In addition, the Integrity Compliance Office (ICO), an independent unit within INT, reviews the compliance posture of entities involved in the sanctions process and engages with those that are working to meet their conditions for release from sanction.

In fiscal 2022, INT marked its 20th anniversary as an independent accountability and oversight unit within the Bank Group. To meet modern corruption challenges and best support Bank Group operations, INT launched a strategy update covering fiscal 2022–26. While preserving the centrality of INT's investigative function and the ICO's role, the update aims to strengthen INT's prevention function by further leveraging its use of data analytics and tools and building up its knowledge and advisory resources; it also aims to enhance INT's risk-based approach to investigations.

The **Office of Suspension and Debarment** is led by the World Bank's Chief Suspension and Debarment Officer and provides the first level of adjudication in the Bank's Sanctions System. All Bank sanctions cases that are not appealed to the Bank Group's Sanctions Board are resolved based on the officer's determinations. The Bank makes *summaries* of these uncontested determinations available to the public.

The **Sanctions Board** consists of seven members who are all external to the Bank Group. It serves as the final decision maker in all contested sanctions cases across the Bank Group and issues publicly available and fully reasoned *decisions*, which are not appealable.

For more information about the World Bank Group Sanctions System and its annual report, visit [www.worldbank.org/integrity](http://www.worldbank.org/integrity).

To report suspected fraud or corruption in World Bank Group-financed projects, visit [www.worldbank.org/fraudandcorruption](http://www.worldbank.org/fraudandcorruption).

## Group Internal Audit Vice Presidency

The Group Internal Audit Vice Presidency (GIA) is an independent function reporting to the President and under the oversight of the Board's Audit Committee. GIA provides senior management and the Board with reasonable assurance that processes for managing and controlling risks—as well as their overall governance—are adequately designed and functioning effectively. GIA's work helps the Bank Group serve its clients more effectively. It delivers audits, as well as assurance and advisory reviews, that cover all key institutional areas: strategy, operations, finance, and corporate functions, including IT systems and processes. Its work is carried out in accordance with the Institute of Internal Auditors' International Professional Practices Framework. GIA collaborates with risk management and governance functions within management as well as with the Bank Group's other independent oversight and accountability units.

GIA's work program focuses on institutional and stakeholder priorities and significant risks; it delivers about 25 to 30 engagements per year. Key topics in fiscal 2022 included IFC's global trade finance and supplier programs; Bank-UN engagement in projects; the Bank Group's contingent workforce, workers' compensation, and disability programs; information security incident response, threat, and vulnerability management; and the implementation of a new enterprise resource planning system.

In fiscal 2022, GIA continued to perform audits remotely due to COVID-19, adjusting the scope, priority, and timing of engagements, as necessary, to support the Bank Group's response. GIA employs a flexible, risk-based delivery model to adjust its focus alongside changes in the Bank Group's business and the related risk landscape.

For more information and GIA's annual and quarterly reports, visit [www.worldbank.org/internalaudit](http://www.worldbank.org/internalaudit).

### The World Bank Policy on Access to Information

The World Bank's Access to Information Policy has made the Bank a global leader in transparency and strengthened our relationships with clients, civil society, and the broader development and academic community. Through the policy, the public can request any information in the Bank's possession (other than that covered by a list of exceptions) pertaining to our operations, research, finances, and Board proceedings. For requests that are denied, the public can appeal by alleging a violation of policy and/or public interest. The internal Access to Information Committee serves as the first level of appeals, and its decisions are final for appeals alleging a public interest ground. The external and independent Access to Information Appeals Board serves as the second and final recourse for appeals alleging a violation of policy.

In fiscal 2022, the Bank received 445 information requests, 81 percent of which were handled within 20 business days. The Committee decided nine cases, and two appeals were filed before the Board.

For more information and to submit public access requests for information to the World Bank, visit [www.worldbank.org/en/access-to-information](http://www.worldbank.org/en/access-to-information).

# Deploying Resources Strategically

## Defining our engagement with countries

The Bank Group has a systematic, evidence-based model for providing financial, analytical, and advisory services to countries, focusing on strong country ownership and good development outcomes. The Country Partnership Framework (CPF) guides the Bank Group's support to a country over a four- to six-year period, while retaining flexibility amid rapidly changing global and national circumstances. It is the central tool for management and the Board when reviewing and guiding our country programs. The Bank, IFC, and MIGA jointly prepare and implement CPFs by:

- Taking into account the country's development goals.
- Drawing on the Systematic Country Diagnostics (SCD), prepared in close consultation with national authorities, the private sector, and other stakeholders.
- Considering the Bank Group's comparative advantage, lessons learned, and other partners' activities.
- Aligning with the Bank Group's goals and the Bank's commitments from our 2018 capital increase.

In July 2021, we revised our Country Engagement Guidance and Procedure, better capturing the Bank Group's contribution to high-level country outcomes. We also resumed preparing country engagement products following a deferral period at the onset of the pandemic, with greater focus on *green, resilient, and inclusive development*. In fiscal 2022, we delivered 25 SCDs, 19 Performance and Learning Reviews, 10 CPFs, and one Country Engagement Note.

As the world grapples with multiple overlapping crises—including COVID-19, the war in Ukraine, and the climate emergency—the Bank Group is providing financial support and just-in-time knowledge products to help countries respond. We will draw on our full range of financing instruments to quickly prepare and disburse financing—including Investment Project Financing (IPF), Development Policy Financing (DPF), and Program-for-Results (PforR) Financing—for specific needs and budget support to address tightening fiscal conditions. We may also deploy other financial instruments and tools as appropriate, including Supplemental Development Policy Financing, additional financing to IPFs, Contingent Emergency Response Components of projects already under implementation, and the restructuring of slow-disbursing projects. The Bank Group's analytical work will underpin our crisis response, including to enable comprehensive support to boost preparedness, resilience, and inclusion.

As climate change poses serious threats to sustainable development, countries urgently need to integrate efforts to reduce greenhouse gas emissions and incorporate adaptation and resilience into their development strategies. Under the Bank Group's new *Climate Change Action Plan for 2021–25*, we launched a new core diagnostic product: the Country Climate and Development Reports (CCDRs), which are prepared jointly by the Bank, IFC, and MIGA. We expect to publish most of the first batch of CCDRs by the 2022 UN Climate Change Conference in November 2022. Building on rigorous data and research, the CCDR will analyze how a country can achieve its development goals while working to mitigate or adapt to climate change. It will also reflect the country's climate commitments and identify ways to support implementation through public and private sector solutions. It will provide inputs to the SCD, which inform CPFs.



## An update on our COVID-19 health response

Since 2020, we have been providing support with unprecedented speed and scale to address the devastating impacts of the COVID-19 pandemic, with a focus on the poorest countries and most vulnerable people. Since April 2020, we have provided \$14.2 billion in commitments for 213 operations through our Health Strategic Preparedness and Response Program, which uses a global multiphase programmatic approach (MPA) to help countries access financing to address health needs.

We continue to help countries purchase and deploy safe and effective COVID-19 vaccines through the health MPA, allowing them to procure vaccines through COVAX or other approved sources and to finance related activities that support deployment and strengthen health systems. We publish all of the Bank Group's operational data on COVID-19 vaccines online. These efforts are further strengthened by ongoing collaboration with a broad range of global partners, including the Coalition for Epidemic Preparedness Innovations, Gavi, the Global Fund, the IMF, UNICEF, the WHO, and the WTO.

In fiscal 2022, we committed \$5.7 billion in vaccine financing for 25 countries, bringing total commitments to \$10.1 billion for nearly 80 countries since December 2020, including redirected financing from existing projects. This support is helping developing countries procure and deploy more than half a billion vaccine doses, as rapidly as possible given country demand. By supporting fair access to and broad deployment of vaccines in developing countries, we are helping them save lives, bring the pandemic under control, and strengthen their recovery. This includes our support to the Africa Vaccine Acquisition Trust, in partnership with the African Union. This Africa-led initiative will help countries purchase and deploy COVID-19 vaccines for up to 273 million people or 30 percent of the continent's population, supporting the African Union's target to vaccinate 70 percent by 2023. The Bank has also partnered with COVAX on a financing mechanism that enables advance purchases—beyond the fully subsidized doses countries are receiving from donors—to help speed up the vaccine supply.



## Financing instruments for countries

The Bank offers a variety of instruments and approaches to help countries achieve their development goals. These include:

- Investment Project Financing, which helps build physical and social infrastructure as well as develop institutional capacity.
- Development Policy Financing, which supports policy and institutional reforms, including through guarantees.
- Program-for-Results Financing, which links the disbursement of funds to the achievement of predefined results.

In fiscal 2022, we prepared the 2021 DPF Retrospective, which presents key takeaways on DPF trends and performance, their role in supporting development priorities, and lessons learned. Since fiscal 2021, we explicitly incorporate considerations of race and race-based discrimination or exclusion into operations across all our lending instruments.

The Bank Group has used the full suite of financing instruments to support countries' responses to COVID-19. Through IPFs, we helped strengthen the health response, initially focusing on testing and health equipment and later on acquiring and deploying vaccines. We mobilized DPFs to support institutional and policy measures for crisis response and recovery, supporting reforms in health, social protection, fiscal and debt management, business regulations, public administration, education, the environment, rural development, and labor.

In fiscal 2022, 99 percent of DPFs included climate co-benefits, and 85 percent of DPFs contributed to narrowing gender gaps. We also approved 43 PforR operations in fiscal 2022, totaling \$10.3 billion; 93 percent of these contribute to narrowing gender gaps and 100 percent contribute to climate adaptation or mitigation.

The Multiphase Programmatic Approach (MPA) allows countries to structure complex engagements as a set of linked operations or phases under one program. The Bank applied the approach globally for the first time in fiscal 2020, rapidly mobilizing \$18 billion in Bank financing, as approved by the Executive Directors, to respond to the COVID-19 emergency.

The MPA supports two types of programs: vertical and horizontal. Vertical programs enable a deep dive into a single country, with long-term engagement. Horizontal programs comprise multiple countries, often addressing global public goods, where a narrow focus and common approach make sense for the medium term. As of fiscal 2022, the Bank's Executive Directors have approved 17 vertical and eight horizontal MPAs, with up to \$8.9 billion and \$23.5 billion, respectively.

## Support to small states

Small states (with a population of 1.5 million or less) face unique development challenges owing to their small population and economic base, which make them particularly vulnerable to exogenous shocks, natural disasters, and climate change. COVID-19 exacerbated their long-term structural challenges, as many of these countries depend on tourism. Small state economies contracted 7.4 percent in 2020, compared with 1.7 percent in all emerging markets and developing economies; and they rebounded by only 2.3 percent in 2021, compared with 6.3 percent across all emerging markets and developing economies. Ten small states experienced cumulative GDP contraction exceeding 10 percent during 2020–21. Many also saw a large increase in public debt.

Through crisis response and support for longer-term development, we help address these countries' distinct challenges. In fiscal 2022, the Bank Group provided financial support to 26 small states, amounting to \$2.0 billion (of which \$1.8 billion is through IDA and \$222 million through IBRD); \$325 million of this supported COVID-19 response. The Bank also houses the Small States Secretariat, which hosts the Small States Forum, a platform for high-level dialogue among the 50 member countries that

convenes at our Annual and Spring Meetings. In fiscal 2022, members discussed policy options for safely reopening small economies, with a focus on the challenges they face in accessing COVID-19 vaccines and securing concessional financing.

For more information, visit [www.worldbank.org/smallstates](http://www.worldbank.org/smallstates).

### **Technical advice and analysis for development outcomes**

The Bank Group's advisory services and analytics (ASA) help countries implement better policies and strategies as well as strengthen their institutions so that they can sustain development gains over the long term. At the country level, these underpin our SCDs and CPFs, as well as government programs and Bank-supported projects. At the regional and global levels, the products inform solutions for development and contribute to global public goods in the form of good practice notes, toolkits, and capacity building initiatives. In fiscal 2022, the Bank produced 1,130 ASA products in over 130 countries. These addressed topics such as human development and gender, public sector management, private sector development, economic policy, and environment and natural resource management. They included real-time analysis of the COVID-19 crisis, as well as ways to help countries rebuild better and achieve broad-based recovery. In 2022, the Bank also launched the CCDRs to deliver high-quality diagnostics and integrate climate action and development objectives.

Reimbursable Advisory Services (RAS) are requested and paid for by country clients; all member states are eligible to request these services, including non-borrowing countries. In fiscal 2022, we produced 83 RAS products for 22 countries. These provided countries with technical assistance, capacity building, and implementation support on topics including public sector management, urban and rural development, private sector development, economic policy, and human development and gender.

For more information, visit [www.worldbank.org/asa](http://www.worldbank.org/asa).

### **Budgeting to support an exceptional crisis response**

In fiscal 2022, the Bank mounted an exceptional response to help countries recover from COVID-19; address growing fragility, including the global impacts of the war in Ukraine; build resilience and accelerate climate action; and restore momentum on inclusive development, poverty reduction, and shared prosperity. We provided unprecedented levels of financing, developed flexible financial instruments and facilities, and broadened and deepened our partnerships.

We delivered this program by extending our available financial, budgetary, and human resources to the maximum with tight budget discipline. We continued to proactively contain expenditure growth through efficiencies, redeployments, and cost avoidance in operational and supporting units. This has allowed the Bank to direct an increasing share of resources toward frontline services; advance country, regional, and global knowledge and analytics; and increase our presence in countries to better support our clients.

### **IBRD financial commitments and services**

IBRD is a global development cooperative owned by its 189 member countries. As the largest multilateral development bank in the world, it provides loans, guarantees, risk management products, and advisory services to middle-income and creditworthy low-income countries, and coordinates responses to regional and global challenges.

In fiscal 2022, new IBRD lending commitments amounted to \$33.1 billion for 136 operations, of which 12 were IBRD and IDA blended operations.

**TABLE 18 IBRD COMMITMENTS, BY REGION, FISCAL 2018–22**

MILLIONS OF DOLLARS

REGION	FY18	FY19	FY20	FY21	FY22
Eastern and Southern Africa	470	315	1,716	1,525	2,907
Western and Central Africa	650	505	9	500	386
East Asia and Pacific	3,981	4,030	4,770	6,753	5,482
Europe and Central Asia	3,550	3,749	5,699	4,559	5,974
Latin America and the Caribbean	3,898	5,709	6,798	9,464	9,407
Middle East and North Africa	5,945	4,872	3,419	3,976	4,135
South Asia	4,508	4,011	5,565	3,746	4,781
<b>Total</b>	<b>23,002</b>	<b>23,191</b>	<b>27,976</b>	<b>30,523</b>	<b>33,072</b>

**Note:** Amounts are net of full terminations and cancellations relating to commitments approved in the same fiscal year.

**TABLE 19 IBRD DISBURSEMENTS, BY REGION, FISCAL 2018–22**

MILLIONS OF DOLLARS

REGION	FY18	FY19	FY20	FY21	FY22
Eastern and Southern Africa	210	159	932	325	2,441
Western and Central Africa	524	531	155	132	261
East Asia and Pacific	3,476	5,048	4,679	4,439	5,439
Europe and Central Asia	4,134	2,209	3,100	3,625	4,580
Latin America and the Caribbean	4,066	4,847	5,799	8,741	8,911
Middle East and North Africa	3,281	4,790	2,415	2,764	3,407
South Asia	1,698	2,598	3,158	3,665	3,129
<b>Total</b>	<b>17,389</b>	<b>20,182</b>	<b>20,238</b>	<b>23,691</b>	<b>28,168</b>

**TABLE 20 IBRD COMMITMENTS BY SECTOR, FISCAL 2018–22**

MILLIONS OF DOLLARS

SECTOR	FY18	FY19	FY20	FY21	FY22
Agriculture, Fishing, and Forestry	2,561	1,025	1,767	1,260	3,611
Education	1,685	1,875	1,135	2,017	1,090
Energy and Extractives	3,084	2,847	2,053	2,379	3,069
Financial Sector	764	2,299	3,702	3,828	1,877
Health	2,204	1,674	3,980	2,606	6,252
Industry, Trade, and Services	3,416	2,361	2,208	3,030	1,916
Information and Communications Technologies	324	611	886	773	509
Public Administration	2,189	5,327	4,301	5,666	6,484
Social Protection	2,091	2,115	4,786	4,800	3,446
Transportation	2,074	1,485	1,323	2,273	3,036
Water, Sanitation, and Waste Management	2,610	1,571	1,834	1,891	1,782
<b>Total</b>	<b>23,002</b>	<b>23,191</b>	<b>27,976</b>	<b>30,523</b>	<b>33,072</b>

**Note:** Amounts are net of full terminations and cancellations relating to commitments approved in the same fiscal year. Numbers may not add to totals because of rounding. Visit [projects.worldbank.org/sector](https://projects.worldbank.org/sector) for more information.

For monitoring, reporting, and better decision making about its commitments, the Bank applies a taxonomy of codes to all lending operations to reflect the sectors and themes to which it directs resources. Sector codes reflect high-level groupings of economic activities based on the types of goods and services produced and are used to indicate which part of the economy is supported by the Bank's intervention. Theme codes reflect the goals and objectives of Bank-supported activities and are used to capture the Bank's support to the Sustainable Development Goals (SDGs).

**TABLE 21 IBRD COMMITMENTS BY THEME, FISCAL 2018–22**

MILLIONS OF DOLLARS

THEME	FY18	FY19	FY20	FY21	FY22
Economic Policy	1,124	1,363	1,000	2,194	3,147
Environment and Natural Resources Management	10,409	8,514	9,423	10,902	13,664
Finance	2,501	3,546	5,304	6,408	4,375
Human Development and Gender	6,641	7,227	12,799	21,928	16,024
Private Sector Development	4,945	4,438	4,936	6,616	5,101
Public Sector Management	1,353	2,912	3,206	3,682	4,671
Social Development and Protection	2,844	2,453	4,721	5,603	3,964
Urban and Rural Development	8,593	6,511	6,777	7,945	10,549

**Note:** Amounts are net of full terminations and cancellations relating to commitments approved in the same fiscal year. Because lending commitments for individual operations can be applied to multiple theme categories, figures organized by theme do not add up to fiscal year commitment totals, and therefore should not be summed. Visit [projects.worldbank.org/theme](https://projects.worldbank.org/theme) for more information.

**TABLE 22 IBRD TOP COUNTRY BORROWERS, FISCAL 2022**

MILLIONS OF DOLLARS

COUNTRY	COMMITMENTS	COUNTRY	COMMITMENTS
India	3,986	Türkiye	1,591
Indonesia	2,604	Philippines	1,578
Colombia	2,130	Ukraine	1,572
Morocco	1,830	Angola	1,310
Argentina	1,795	South Africa	1,230

## IBRD financial resources and financial model

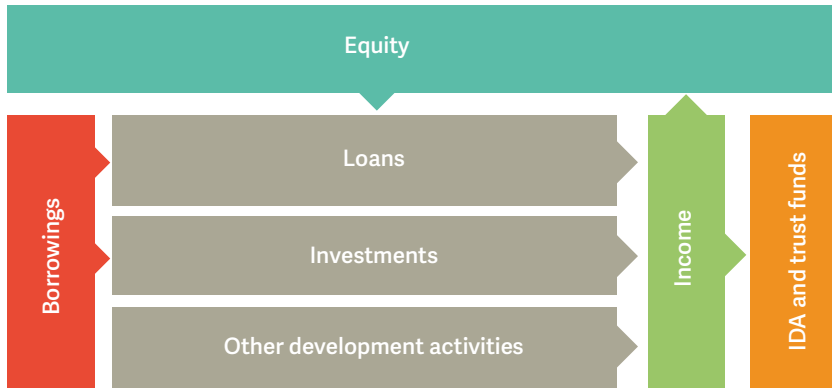
IBRD finances its loans from its own equity and from money borrowed in the capital markets through the issuance of IBRD bonds to fund development projects in member countries. IBRD is rated Aaa by Moody's and AAA by Standard & Poor's, and investors view its bonds as high-quality securities. Against the backdrop of a global liquidity crisis and the challenges presented by COVID-19, IBRD's funding approach continues to be aimed at achieving the best long-term value on a sustainable basis for borrowing members. IBRD's ability to intermediate the funds it raises in international capital markets to developing member countries is important in helping achieve its goals.

IBRD issues its securities through both global offerings and bond issues tailored to the needs of specific markets or investor types. Its bonds connect the private and public sectors to the Bank's development goals through investors such as asset managers, insurance companies, pension funds, central banks, corporations, and bank treasuries from around the world. IBRD issues bonds for investors in various currencies, maturities, and markets, and at fixed and variable terms. It often opens new



**FIGURE 9**

**IBRD BUSINESS MODEL**



**TABLE 23 IBRD KEY FINANCIAL INDICATORS, FISCAL 2018–22**

MILLIONS OF DOLLARS, EXCEPT RATIOS, WHICH ARE IN PERCENTAGES

	FY18	FY19	FY20	FY21	FY22
<b>Lending highlights</b>					
Net commitments <sup>a</sup>	23,002	23,191	27,976	30,523	33,072
Gross disbursements	17,389	20,182	20,238	23,691	28,168
Net disbursements	5,638	10,091	10,622	13,590	14,876
<b>Reported basis</b>					
<i>Income statements</i>					
Board of Governors-approved and other transfers	(178)	(338)	(340)	(411)	(354)
Net (loss) income	698	505	(42)	2,039	3,990
<i>Balance sheet</i>					
Total assets	263,800	283,031	296,804	317,301	317,542
Net investment portfolio	73,492	81,127	82,485	85,831	82,057
Net loans outstanding	183,588	192,752	202,158	218,799	227,092
Borrowing portfolio <sup>b</sup>	213,652	228,763	237,231	253,656	256,909
<b>Allocable income</b>					
Allocable income	1,161	1,190	1,381	1,248	806
Allocated as follows:					
General Reserve <sup>c</sup>	913	831	950	874	589
International Development Association	248	259	—	274	117
Surplus	—	100	431 <sup>d</sup>	100	100
<b>Usable equity<sup>e,f</sup></b>	43,518	45,360	47,138	49,997	50,481
<b>Capital adequacy</b>					
Equity-to-loans ratio (%)	22.9	22.8	22.8	22.6	22.0

**Note:** For a complete presentation of fiscal year data, see the full financial statements: [www.worldbank.org/financialresults](http://www.worldbank.org/financialresults).

- Amounts include guarantee commitments and guarantee facilities that have been approved by the Executive Directors (referred to as “the Board” in this document) and are net of full terminations and cancellations relating to commitments approved in the same fiscal year.
- Includes associated derivatives.
- The June 30, 2022, amount represents the transfer to the General Reserve from fiscal 2022 net income, which was approved by the Board on August 4, 2022.
- On January 25, 2021, the Board of Governors approved a transfer of \$331 million to IDA from Surplus, which was made on February 1, 2021.
- Excludes amounts associated with unrealized mark-to-market gains/losses on non-trading portfolios, net and related cumulative translation adjustments.
- Usable equity includes the transfer to the General Reserve from fiscal 2022 net income, which was approved by the Board on August 4, 2022.

markets for international investors by issuing new products or bonds in emerging market currencies. IBRD's annual funding volumes vary from year to year.

IBRD's approach has enabled it to borrow at favorable market terms and pass the savings on to its borrowing members. Funds not immediately deployed for lending are held in IBRD's investment portfolio to provide liquidity for its operations. In fiscal 2022, IBRD raised about \$41 billion by issuing bonds in a variety of currencies.

As a cooperative institution, IBRD seeks not to maximize profit but to earn enough income to ensure the long-term financial capacity necessary to sustain its development activities. Of fiscal 2022 allocable net income, the Executive Directors approved the allocation of \$589 million to the General Reserve and recommended to the Board of Governors the transfer of \$117 million to IDA and of \$100 million to the surplus. As part of its lending, borrowing, and investment activities, IBRD is exposed to market, counterparty, country credit, and operational risks.

The Bank Group's Chief Risk Officer leads the risk oversight function and supports the institutional decision making process via dedicated risk committees. In addition, IBRD has put in place a strong risk management framework, which supports management in its oversight functions. The framework is designed to enable and support IBRD in achieving its goals in a financially sustainable manner. One summary measure of IBRD's risk profile is the ratio of equity to loans, which is closely managed in line with its financial and risk outlook. As of June 30, 2022, this ratio stood at 22.0 percent, and the cumulative subscribed capital of IBRD totaled \$307.1 billion, including \$20.5 billion in paid-in capital.

For more information, visit [www.worldbank.org/ibrd](http://www.worldbank.org/ibrd).

## IDA financial commitments and services

IDA is the world's largest multilateral source of concessional financing for the poorest countries. It provides financing in the form of development loans, grants, and guarantees to help these countries increase economic growth, reduce poverty, and improve living conditions for the poor.

Fiscal 2022 marked the second—and last—year of the IDA19 cycle. In light of extraordinary circumstances and IDA countries' elevated financing needs caused by the COVID-19 crisis, the majority of IDA19 resources were frontloaded to fiscal 2021 and 2022, with agreement from IDA partners for IDA20 to start a year earlier and cover fiscal 2023–25.

**TABLE 24 IDA COMMITMENTS BY REGION, FISCAL 2018–22**

MILLIONS OF DOLLARS

REGION	FY18	FY19	FY20	FY21	FY22
Eastern and Southern Africa	8,067	7,512	9,581	14,089	15,266
Western and Central Africa	7,344	6,675	9,514	10,955	12,213
East Asia and Pacific	631	1,272	2,500	1,115	1,673
Europe and Central Asia	957	583	1,497	1,315	2,511
Latin America and the Caribbean	428	430	978	769	1,030
Middle East and North Africa	430	611	203	658	817
South Asia	6,153	4,849	6,092	7,127	4,217
<b>Total<sup>a</sup></b>	<b>24,010</b>	<b>21,932</b>	<b>30,365</b>	<b>36,028</b>	<b>37,727</b>

**Note:** Amounts are net of full terminations and cancellations relating to commitments approved in the same fiscal year.

a. Excludes IDA-IFC-MIGA PSW activities.

**TABLE 25 IDA DISBURSEMENTS BY REGION, FISCAL 2018–22**

MILLIONS OF DOLLARS

REGION	FY18	FY19	FY20	FY21	FY22
Eastern and Southern Africa	4,695	6,168	7,904	8,081	7,133
Western and Central Africa	3,511	4,022	5,469	6,045	6,544
East Asia and Pacific	1,252	1,282	1,589	1,297	1,502
Europe and Central Asia	298	931	365	880	764
Latin America and the Caribbean	223	340	466	495	510
Middle East and North Africa	569	647	151	379	559
South Asia	3,835	4,159	5,235	5,744	4,202
<b>Total</b>	<b>14,383</b>	<b>17,549</b>	<b>21,179<sup>a</sup></b>	<b>22,921<sup>a</sup></b>	<b>21,214<sup>a</sup></b>

a. Excludes IDA-IFC-MIGA PSW activities.

**TABLE 26 IDA COMMITMENTS BY SECTOR, FISCAL 2018–22**

MILLIONS OF DOLLARS

SECTOR	FY18	FY19	FY20	FY21	FY22
Agriculture, Fishing, and Forestry	1,442	2,796	1,978	2,912	4,008
Education	2,836	1,767	4,037	3,585	2,335
Energy and Extractives	4,028	3,468	3,218	3,801	3,696
Financial Sector	546	870	534	1,910	1,346
Health	2,062	1,736	4,295	3,840	4,269
Industry, Trade, and Services	1,991	1,963	2,712	2,174	2,317
Information and Communications Technologies	419	779	1,202	1,151	1,245
Public Administration	5,013	3,109	4,252	5,572	6,194
Social Protection	2,112	2,163	4,185	6,352	4,792
Transportation	1,455	1,709	2,132	2,367	5,167
Water, Sanitation, and Waste Management	2,105	1,572	1,820	2,365	2,357
<b>Total<sup>a</sup></b>	<b>24,010</b>	<b>21,932</b>	<b>30,365</b>	<b>36,028</b>	<b>37,727</b>

**Note:** Amounts are net of full terminations and cancellations relating to commitments approved in the same fiscal year. Numbers may not add to totals because of rounding. Visit [projects.worldbank.org/sector](https://projects.worldbank.org/sector) for more information.

a. Excludes IDA-IFC-MIGA PSW activities.

**TABLE 27 IDA COMMITMENTS BY THEME, FISCAL 2018–22**

MILLIONS OF DOLLARS

THEME	FY18	FY19	FY20	FY21	FY22
Economic Policy	468	1,073	1,192	1,972	2,236
Environment and Natural Resources Management	9,491	9,680	11,141	13,019	15,228
Finance	1,642	2,418	2,680	6,161	5,760
Human Development and Gender	7,509	7,860	15,974	26,353	22,846
Private Sector Development	4,240 <sup>a</sup>	5,145 <sup>a</sup>	7,232 <sup>a</sup>	8,523	8,244
Public Sector Management	3,827	2,513	4,158	4,698	5,192
Social Development and Protection	2,980	2,722	4,738	8,114	6,568
Urban and Rural Development	8,654	7,866	8,899	11,647	19,375

**Note:** Amounts are net of full terminations and cancellations relating to commitments approved in the same fiscal year. Because lending commitments for individual operations can be applied to multiple theme categories, figures organized by theme do not add up to fiscal year commitment totals, and therefore should not be summed. Visit [projects.worldbank.org/theme](https://projects.worldbank.org/theme) for more information.

a. Excludes IDA-IFC-MIGA PSW activities.

**TABLE 28 IDA TOP COUNTRY BORROWERS, FISCAL 2022**

MILLIONS OF DOLLARS

COUNTRY	COMMITMENTS	COUNTRY	COMMITMENTS
Nigeria	2,400	Niger	1,728
Bangladesh	2,161	Uganda	1,715
Congo, Democratic Republic of	2,125	Tanzania	1,650
Ethiopia	1,904	Mozambique	1,287
Kenya	1,800	Cameroon	1,120

In fiscal 2022, 74 countries were eligible for IDA assistance. New IDA lending commitments for the year amounted to \$37.7 billion for 305 operations, of which 12 were IBRD and IDA blended operations. These commitments included \$24.5 billion in credits and \$13.2 billion in grants. In addition, 23 projects and sub-projects, for a total of \$1.1 billion, were approved for support from the IDA19 IDA-IFC-MIGA Private Sector Window (PSW) during the fiscal year.

In April 2022, the Executive Directors approved an increase of IDA19 commitment authority by \$1 billion to support Ukraine on an exceptional basis within the IDA19 period. This enabled IDA to supplement support from IBRD and development partners to address Ukraine’s urgent development financing needs since the start of the war. This extraordinary financing is on IBRD lending terms and carries shorter maturity, with a six-year grace period and 10-year final maturity. It came on top of the originally agreed IDA19 allocations and thus did not impact the financing planned for the 74 IDA-eligible countries.

For monitoring, reporting, and better decision making about its commitments, the Bank applies a taxonomy of codes to all lending operations to reflect the sectors and themes to which it directs resources. Sector codes reflect high-level groupings of economic activities based on the types of goods and services produced; these are used to indicate which part of the economy is supported by the Bank’s intervention. Theme codes reflect the goals and objectives of Bank-supported activities and are used to capture our support to the SDGs.

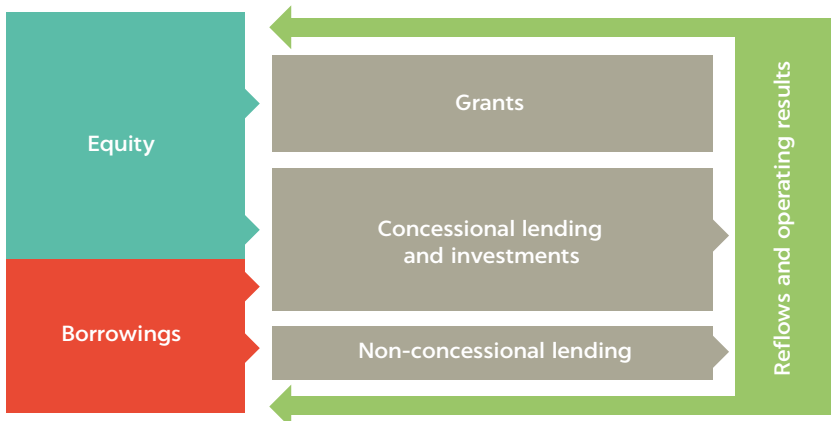
For more information, visit [ida.worldbank.org](https://ida.worldbank.org).

## IDA financial resources and financial model

IDA is primarily funded by contributions from high- and middle-income partner countries, transfers from other Bank Group institutions, borrowers’ repayments of earlier IDA credits, and funding raised in the capital markets. In 2016, IDA received its first-ever public credit rating—triple-A—which has been reaffirmed by rating agencies annually since then. IDA’s financial strength is based on its robust capital position and shareholder support, as well as prudent financial policies and practices, including a capital adequacy framework, which help maintain its triple-A credit rating. IDA shares the same risk management governance as IBRD.



**FIGURE 10**  
**IDA BUSINESS MODEL**



IDA uses this funding to support an ambitious policy package with five special themes and several cross-cutting issues, which are adjusted for each replenishment cycle. For IDA19 (which covers fiscal 2021 and 2022), the themes are jobs and economic transformation; climate change; gender and development; fragility, conflict, and violence; and governance and institutions. Foundational cross-cutting areas include debt, human capital, technology, and disability.

For IDA19, development partners agreed to a financing envelope of \$82 billion (equivalent to SDR 59.3 billion)<sup>1</sup> to provide credits, grants, and guarantees to IDA’s client countries. Of this, \$73.8 billion was expected to be used on concessional terms, \$5.7 billion on IBRD terms for the Scale-Up Window, and \$2.5 billion for the PSW. To help countries address the health, economic, and social impacts of the COVID-19 crisis, the Bank allocated 43 percent of IDA19 resources in fiscal 2021. This was followed by an agreement to frontload resources from fiscal 2023 to fiscal 2022. These moves enabled IDA to sustain the scale of financing at \$35 billion for both fiscal 2021 and 2022, excluding the PSW. The remaining amount of about \$11 billion is being carried over into IDA20. As of June 30, 2022, \$36.1 billion was committed on concessional terms, \$1.6 billion on non-concessional terms (through the Scale-Up Window), and \$1.1 billion through the PSW. IDA administrative expenses are recovered primarily through net charges and interest paid by recipient countries.

To support IDA19, partners are providing \$23.5 billion (equivalent to SDR 17 billion) in grants, of which \$0.2 billion is the grant element from concessional partner loan contributions. Partners are also providing \$0.9 billion in concessional partner loans—\$0.6 billion, excluding the grant element—and \$3.9 billion in compensation for debt relief under the Multilateral Debt Relief Initiative (MDRI) during IDA19. As of June 30, 2022, 49 partners had submitted IDA19 Instruments of Commitment (IoCs).

<sup>1</sup> The Financing Framework for the IDA19 Replenishment is managed predominantly in Special Drawing Rights (SDRs). U.S. dollar equivalent figures given here are calculated using IDA19 reference exchange rates.

Total IoCs deposited to date amount to \$23.4 billion, representing 99.7 percent of the total pledge amount. IDA's borrowing program enables it to significantly scale up its support for achieving the SDGs, while offering investors an efficient way to contribute to global development. Under IDA19, this hybrid financial model—which blends donor contributions with market debt—enables IDA to mobilize more than three dollars in IDA commitment authority for every dollar contributed by development partners.

Since its inaugural bond in international capital markets on April 17, 2018, IDA has issued bonds equivalent to about \$25 billion in five currencies: euro, British pounds, Swedish kronor, Norwegian kroner, and U.S. dollars. IDA continues to broaden its investor base and raise liquidity in various currencies from a diverse set of investors. We will continue to seek opportunities to further diversify IDA's currency composition and develop its capital markets presence.

**TABLE 29 IDA KEY FINANCIAL INDICATORS, FISCAL 2018–22**  
MILLIONS OF DOLLARS, EXCEPT RATIOS, WHICH ARE IN PERCENTAGES

	FY18	FY19	FY20	FY21	FY22
<b>Loans, grants, and guarantees</b>					
Net commitments <sup>a</sup>	24,010 <sup>b</sup>	21,932 <sup>b</sup>	30,365 <sup>b</sup>	36,028 <sup>b</sup>	37,727 <sup>b</sup>
Gross disbursements	14,383	17,549	21,179 <sup>b</sup>	22,921 <sup>b</sup>	21,214 <sup>b</sup>
Net disbursements	9,290	12,221	15,112 <sup>b</sup>	16,465 <sup>b</sup>	14,477 <sup>b</sup>
<b>Balance sheet</b>					
Total assets	184,666	188,553	199,472	219,324	220,014
Net investment portfolio	33,735	32,443	35,571	37,921	39,561
Net loans outstanding	145,656	151,921	160,961	177,779	174,490
Borrowing portfolio <sup>c</sup>	7,318	10,149	19,653	28,335	35,032
Total equity	163,945	162,982	168,171	180,876	178,668
<b>Income statement</b>					
Interest revenue, net of borrowing expenses	1,647	1,702	1,843	1,996	1,901
Transfers from affiliated organizations and others	203	258	252	544	274
Development grants	(4,969)	(7,694)	(1,475)	(2,830)	(2,372)
Net (loss) income	(5,231)	(6,650)	(1,114)	(433)	12
<b>Adjusted net (loss) income</b>	(391)	225	724	394	260
<b>Capital adequacy</b>					
Deployable strategic capital ratio (%)	37.4	35.3	35.8	30.4	26.4

**Note:** For a complete presentation of fiscal year data, see the full financial statements: [www.worldbank.org/financialresults](http://www.worldbank.org/financialresults).

- Amounts include commitments that have been approved by the Executive Directors and are net of full terminations and cancellations relating to commitments approved in the same fiscal year.
- Commitments, gross disbursements, and net disbursements exclude IDA-IFC-MIGA PSW activities.
- Includes associated derivatives.

## IDA20 replenishment

In a historic early replenishment in December 2021, IDA members agreed on the IDA20 operational and financing framework with a financing envelope of \$93 billion. This envelope, covering fiscal 2023–25, is supported by \$23.5 billion in contributions from 52 member countries, as well as contributions to the MDRI, financing raised in capital markets, carryover from IDA19, internal resources (such as loan repayments), and transfers from IBRD. New terms were also introduced under IDA20 for eligible countries: shorter-maturity loans and 50-year credits.

As negotiated, the IDA20 policy and financing package is the most ambitious yet and was informed by progress under IDA19, as well as the Bank's mission and response to COVID-19. Its overarching theme is "Building Back Better from the Crisis: Toward a Green, Resilient, and Inclusive Future." IDA20's policy framework maintains the four IDA19 special themes of climate change; fragility, conflict, and violence; gender and development; and jobs and economic transformation; in addition, it introduces human capital as the fifth special theme. IDA20 will also help deepen recovery efforts by focusing on four cross-cutting issues: crisis preparedness, which was newly introduced for IDA20; debt; governance and institutions; and technology. In the face of multiple challenges, IDA20 is well positioned to support IDA countries through the rising and overlapping risks. The IDA20 period began on July 1, 2022.

For more information, visit [ida.worldbank.org](https://ida.worldbank.org).

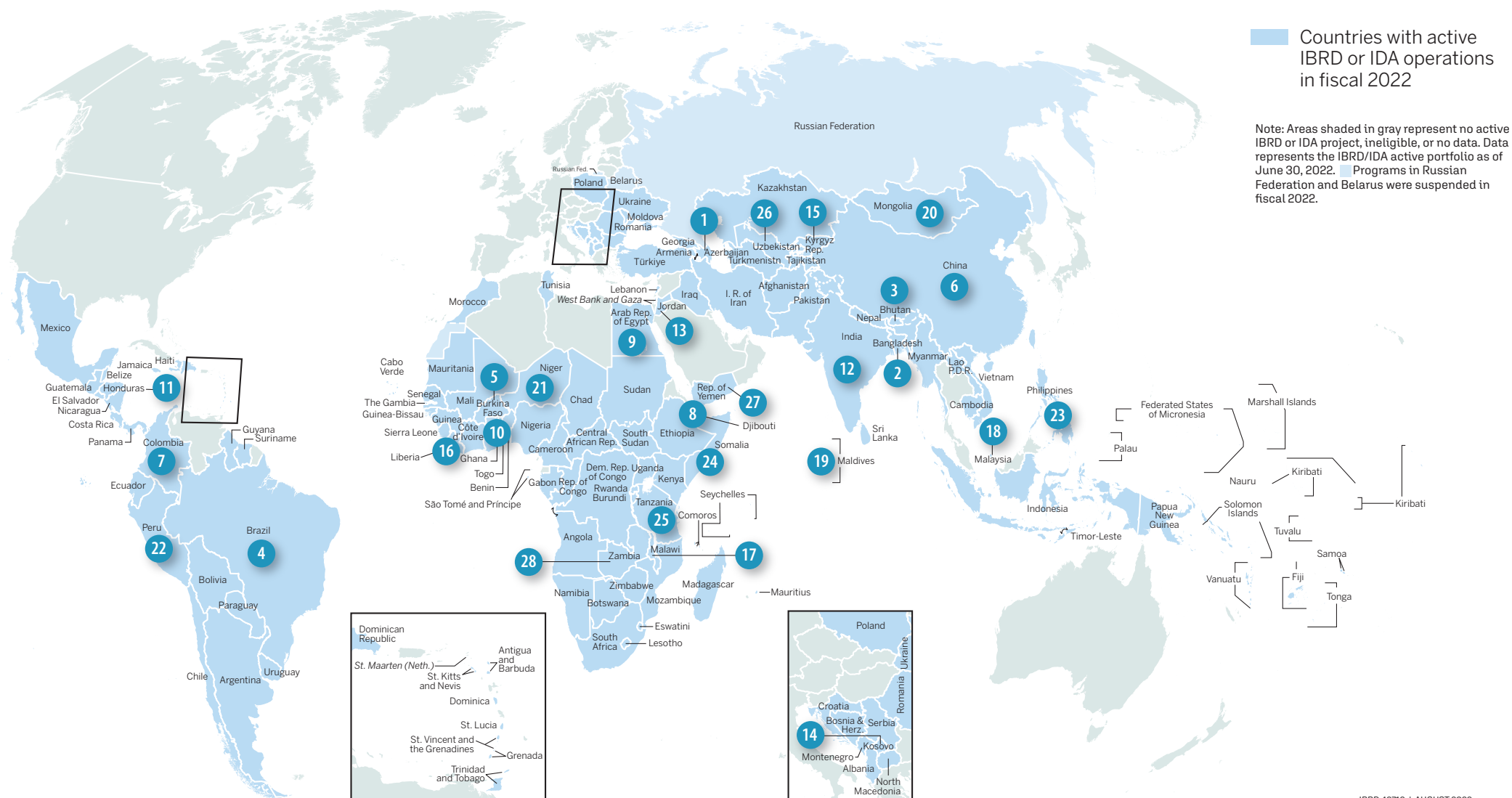
## Commitment to Results

The World Bank helps countries address their most pressing development challenges by providing financing, sharing knowledge, and working with the public and private sectors. Our work spans regions, sectors, and industries to ensure tangible results and lasting development impact.

For more information, visit [www.worldbank.org/results](http://www.worldbank.org/results).

- 1 Azerbaijan:** Between 2008 and 2019, more than 324,000 people gained access to better water supply and sanitation through upgrades to facilities.
- 2 Bangladesh:** Between 2011 and 2021, nearly \$4 billion in direct private investment was generated, creating over 41,000 jobs.
- 3 Bhutan:** Between 2020 and 2021, all hospitals and 78 primary health centers received COVID-19 test kits, and 20 district health authorities received personal protective equipment.
- 4 Brazil:** Between 2009 and 2020, about 900,000 people in the Recife metropolitan area gained access to 24-hour water service.
- 5 Burkina Faso:** Between 2020 and 2022, more than 3,000 people, a third of them women, accessed \$49 million in credit from financial institutions.
- 6 China:** Between 2013 and 2020, an integrated flood risk management system helped increase Jingdezhen City's flood protection level, avoiding losses of almost \$500 million in 2020.
- 7 Colombia:** Between 2015 and 2021, about 144,000 migrants and refugees from Venezuela were able to access services from the national employment agency; about 760,000, over half of them women, obtained temporary stay permits; and 354,000 enrolled in the health system.
- 8 Djibouti:** Since 2019, more than 85,000 households, over a third of the population, have been registered in the national social registry, improving access to health insurance, social housing, food assistance, and cash transfers.
- 9 Egypt:** As of June 2022, nearly 13 million people, about three-quarters of them women, have benefited from a cash transfer program.
- 10 Ghana:** Since 2020, the government delivered remote education to about 4.5 million students, and over 5.8 million children received daily school meals and sanitation kits.
- 11 Honduras:** Between 2010 and 2021, 120 business plans were created for small rural producers, increasing productivity and sales by almost 24 percent; and nearly 13,000 people, including a third from Indigenous communities, benefited from grants, training, and better market access.
- 12 India:** Between 2016 and 2021, more than 100,000 disadvantaged youth, half of them women, benefited from market-based skills training.
- 13 Jordan:** Since 2017, over 32,000 Jordanian and Syrian children have gained better access to early childhood education.





- 14 Kosovo:** Since 2018, 76 schools and 27 health centers in remote areas have received high-speed internet connections.
- 15 Kyrgyz Republic:** Between 2014 and 2019, more than 190,000 people benefited from better pasture and livestock management practices and community institutions.
- 16 Liberia:** Between 2019 and 2021, close to 15,000 people from vulnerable households in the Monrovia area, about 70 percent of them women, received emergency cash transfers via mobile accounts as part of the country's first such urban program.
- 17 Malawi:** Between 2011 and 2018, women's access to banking services increased from 17 to 39 percent.

- 18 Malaysia:** Between 2017 and 2019, remittance costs in the Sabah region decreased from 4.5 to 2.2 percent, saving migrant workers over \$31 million.
- 19 Maldives:** Since 2020, automated weather stations increased from 36 to 63, improving climate data collection, management, forecasting, and disaster preparedness.
- 20 Mongolia:** Since 2020, about 1.2 million people have been vaccinated against COVID-19, and more than 1,700 health care workers received training on preventing COVID-19.
- 21 Niger:** Between 2020 and 2021, about 2.8 million people benefited from emergency cash transfers to help cope with the impacts of COVID-19.

- 22 Peru:** In 2020, contingent credit lines mobilized \$1.2 billion to help the government better respond to disaster impacts.
- 23 Philippines:** Since 2020, 13 community projects in Mindanao improved roads, water systems, and post-harvest facilities, benefiting about 32,000 people, half of them women.
- 24 Somalia:** Between 2018 and 2020, the debt-to-GDP decreased from 113 to 70 percent.
- 25 Tanzania:** Between 2017 and 2022, more than 4.5 million people gained access to electricity.

- 26 Uzbekistan:** Between 2012-2022, more than 268,000 people in the districts of Alat and Karakul gained access to clean drinking water.
- 27 Yemen:** Between 2018 and 2022, more than 91,000 households, about a fifth of them headed by women, received access to affordable solar energy systems.
- 28 Zambia:** From 2014 to 2022, about 95,000 women gained better access to livelihood support, and over 58,000 disadvantaged girls accessed secondary education.



# World Bank Annual Report 2022

**Financial Statements incorporated by reference.** The Management's Discussion and Analysis and Audited Financial Statements of IBRD and IDA ("Financial Statements") shall be deemed to be incorporated in and to form part of this Annual Report. The Financial Statements may be accessed at <https://www.worldbank.org/annualreport>.

Additional IBRD and IDA financial, lending, and organizational information is available at: <https://www.worldbank.org/annualreport>.

For more information on the World Bank, visit:

- *Finances One*: <https://financesapp.worldbank.org>
- *Corporate Scorecard*: <http://scorecard.worldbank.org>
- *World Bank Open Data*: <http://data.worldbank.org>
- *Open Knowledge Repository*: <http://openknowledge.worldbank.org>
- *World Bank Corporate Responsibility*: <http://www.worldbank.org/corporateresponsibility>
- *World Bank Access to Information*: <http://www.worldbank.org/en/access-to-information>

**Production credits.** *The World Bank Annual Report 2022* was produced by the World Bank Group's External and Corporate Relations unit, under the direction of Corinne Woods, Nicole Frost, and Alejandra Viveros in the Corporate Communications department, with editorial coordination by Leslie Yun and Paul McClure. Design by Naylor Design, Inc. Typesetting by BMWV. Translation by the World Bank's Translation and Interpretation Services. Printing by Professional Graphics Printing Co., a certified woman-owned minority business (Laurel, MD, USA).

**Photography credits.** Front Cover: Nozim Kalandarov/World Bank; 2: Ezra Acayan/World Bank; 5: Jacek Waszkiewicz/World Bank; 7: Simone D. McCourtie/World Bank; 8 to 9: Grant Ellis/World Bank; 11: Fedir Sydoruk; 16: Dominic Chavez/World Bank; 21: Felana Rajaonarivelo/World Bank; 25: Kudjo Kaglan/World Bank; 29: Ezra Acayan/World Bank; 33: Fedir Sydoruk; 37: Orlando Barria/World Bank; 41: UNDP Yemen; 45: Habibul Haque/World Bank; 46: Markus Kostner/World Bank; 51: Munkh G/World Bank; 53: Chor Sokunthea/World Bank; 54: Orlando Barria/World Bank; 55: Jairo Bedoya/World Bank; 58: Orlando Barria/World Bank; 59: Dominic Chavez/World Bank; 60: Dominic Chavez/World Bank; 63: Arne Hoel/World Bank; 66: Jairo Bedoya/World Bank; 67: Felana Rajaonarivelo/World Bank; 68: Dominic Chavez/World Bank; 69: Indra Baatarkhuu/World Bank; 70: Vincent Tremreau/World Bank; 74: K M Asas/World Bank; 78: Dominic Chavez/World Bank; 82: Kelley Lynch/World Bank; 88: Tran Thi Hoa/World Bank; 90: Jutta Benzenberg/World Bank; 96: Ezra Acayan/World Bank.

This publication follows recommended standards for paper use set by the Green Press Initiative. The paper contains postconsumer fiber, is certified FSC® and EcoLogo, and is manufactured using renewable biogas energy and elemental chlorine-free processing.

## © 2022 International Bank for Reconstruction and Development / The World Bank

1818 H Street NW, Washington, DC 20433  
Telephone: 202-473-1000;  
Internet: [www.worldbank.org](http://www.worldbank.org)

Some rights reserved

1 2 3 4 25 24 23 22

This work is a product of the staff of The World Bank. The boundaries, colors, denominations, and other information shown on any map in this work do not imply any judgment on the part of The World Bank concerning the legal status of any territory or the endorsement or acceptance of such boundaries.

Nothing herein shall constitute or be considered to be a limitation upon or waiver of the privileges and immunities of The World Bank, all of which are specifically reserved.

## Rights and Permissions



This work is available under the Creative Commons Attribution-NonCommercial-NoDerivatives 3.0 IGO license (CC BY-NC-ND 3.0 IGO) <http://creativecommons.org/licenses/by-nc-nd/3.0/igo>. Under the Creative Commons-NonCommercial-NoDerivatives license, you are free to copy, distribute, and transmit this work, for noncommercial purposes only, under the following conditions:

**Attribution**—Please cite the work as follows:

World Bank. 2022. *World Bank Annual Report 2022*. Washington, DC: World Bank. doi: 10.1596/AR2022EN. License: Creative Commons Attribution-NonCommercial-NoDerivatives 3.0 IGO (CC BY-NC-ND 3.0 IGO).

**Noncommercial**—You may not use this work for commercial purposes.

**No Derivative Works**—You may not alter, transform, or build upon this work.

**Third-party content**—The World Bank does not necessarily own each component of the content contained within the work. The World Bank therefore does not warrant that the use of any third-party-owned individual component or part contained in the work will not infringe on the rights of those third parties. The risk of claims resulting from such infringement rests solely with you. If you wish to re-use a component of the work, it is your responsibility to determine whether permission is needed for that re-use and to obtain permission from the copyright owner. Examples of components can include, but are not limited to, tables, figures, or images.

All queries on rights and licenses should be addressed to World Bank Publications, The World Bank Group, 1818 H Street NW, Washington, DC 20433, USA; fax: 202-522-2625; e-mail: [pubrights@worldbank.org](mailto:pubrights@worldbank.org).

doi: 10.1596/AR2022EN



## WORLD BANK GROUP

THE WORLD BANK  
IBRD • IDA

**IFC** International  
Finance Corporation

**MIGA** Multilateral Investment  
Guarantee Agency



The World Bank comprises the International Bank for Reconstruction and Development (IBRD) and the International Development Association (IDA). The organization's mission is to end extreme poverty and promote shared prosperity in a sustainable way.

[www.worldbank.org/annualreport](http://www.worldbank.org/annualreport)