



Social Protection Integration (P152057)

LATIN AMERICA AND CARIBBEAN | Honduras | Social Protection & Jobs Global Practice |
IBRD/IDA | Investment Project Financing | FY 2019 | Seq No: 6 | ARCHIVED on 26-Jan-2022 | ISR49213 |

Implementing Agencies: Secretariat of Development and Social Inclusion, Republic of Honduras

Key Dates

Key Project Dates

Bank Approval Date: 30-Apr-2019

Effectiveness Date: 11-Nov-2019

Planned Mid Term Review Date: 31-May-2022

Actual Mid-Term Review Date:

Original Closing Date: 30-Jun-2023

Revised Closing Date: 30-Jun-2024

Project Development Objectives

Project Development Objective (from Project Appraisal Document)

The objectives of the Project are to improve the outcomes of the urban component of the CCT Program and to strengthen the integration of the social protection system for the extreme poor.

Has the Project Development Objective been changed since Board Approval of the Project Objective?

Yes

Board Approved Revised Project Development Objective (If project is formally restructured)

The objectives of the Project are to improve the outcomes of the CCT Program, including the CCT Program response to COVID-19, and to strengthen the integration of the social protection system for the extreme poor and the vulnerable.

Components Table

Name

Strengthening of the Conditional Cash Transfer Program and Implementation of the Integrated Transition
Strategy:(Cost \$82.30 M)
Institutional strengthening for the CCT Program and Integration of the Social Protection System:(Cost \$14.50 M)
Project Management:(Cost \$3.20 M)
Contingent Emergency Response

Overall Ratings

Name	Previous Rating	Current Rating
Progress towards achievement of PDO	<input type="checkbox"/> Moderately Satisfactory	<input type="checkbox"/> Moderately Satisfactory
Overall Implementation Progress (IP)	<input type="checkbox"/> Moderately Satisfactory	<input type="checkbox"/> Moderately Unsatisfactory
Overall Risk Rating	<input type="checkbox"/> Substantial	<input type="checkbox"/> Substantial

Implementation Status and Key Decisions



The project was signed on July 17, 2019 and was declared effective on November 11, 2019. New additional financing was approved on June 15, 2021 and became effective on December 17, 2021. This ISR reflects the progress, developments, and key decisions made through virtual follow-up meetings carried out during the second semester of 2021.

The Program was able to increase coverage (by incorporating new households) of the CCT Program from 31,149 households in 2019 to 45,220 in 2021. However, out of the 45,220, only 12,853 urban households have been paid in 2021 due to restrictions in the project operations manual related to payments close to elections and difficulties initiating the payment cycle in 2021. The project has experienced delays in the implementation of the other activities due to the pandemic and the transition to the new administration. The team expects to engage early with the transition committee to position this project in the policy agenda with the new authorities.

Risks

Systematic Operations Risk-rating Tool

Risk Category	Rating at Approval	Previous Rating	Current Rating
Political and Governance	☐ Substantial	☐ Substantial	☐ High
Macroeconomic	☐ Substantial	☐ Substantial	☐ Substantial
Sector Strategies and Policies	☐ Moderate	☐ Moderate	☐ Moderate
Technical Design of Project or Program	☐ Substantial	☐ Substantial	☐ Substantial
Institutional Capacity for Implementation and Sustainability	☐ Substantial	☐ Substantial	☐ Substantial
Fiduciary	☐ High	☐ Substantial	☐ Substantial
Environment and Social	☐ Moderate	☐ Moderate	☐ Moderate
Stakeholders	☐ Moderate	☐ Moderate	☐ Moderate
Other	--	☐ Moderate	--
Overall	☐ Substantial	☐ Substantial	☐ Substantial

Results

PDO Indicators by Objectives / Outcomes

Improve the outcomes of the CCT Program, including the CCT Program response to COVID-19				
► Urban CCT beneficiaries who are in the bottom two quintiles of the income distribution (Percentage, Custom)				
	Baseline	Actual (Previous)	Actual (Current)	End Target
Value	72.00	72.00	72.00	72.00
Date	30-Jun-2019	19-Jul-2021	19-Jan-2022	28-Jun-2024
Comments:	This indicator was revised as part of the preparation of the AF due to a change in the methodology to measure poverty. In addition, the quintiles were computed considering the income by geographic area (urban and rural) separately, which also has implications on the value of the indicator. Baseline			



values are currently reported. This indicator can not be reported for 2020 or 2021 due to the data required was not collected. Due to the pandemic, the Institute of Statistics did not collect the regular EPHPM survey. The information collected does not allow the construction of the required indicator. There is no information on whether the household received the *Bono Vida Mejor* program. Depending on the EPHPM 2022, the indicator will be reported in the ISR for Dec 2022.

► Rural CCT beneficiaries who are in the bottom two quintiles of the income distribution (Percentage, Custom)

	Baseline	Actual (Previous)	Actual (Current)	End Target
Value	61.00	61.00	61.00	61.00
Date	30-Jun-2019	19-Jul-2021	19-Jan-2022	28-Jun-2024

Comments:

Baseline values are currently reported. This indicator can not be reported for 2020 or 2021 due to the data required was not collected. Due to the pandemic, the Institute of Statistics did not collect the regular EPHPM survey. The information collected does not allow the construction of the required indicator. There is no information on whether the household received the *Bono Vida Mejor* program. Depending on the EPHPM 2022, the indicator will be reported in the ISR for Dec 2022.

► Beneficiaries of social safety net programs (Number, Corporate)

	Baseline	Actual (Previous)	Actual (Current)	End Target
Value	1,130,140.00	1,130,140.00	1,390,746.00	1,540,058.00
Date	01-May-2019	19-Jul-2021	19-Jan-2022	28-Jun-2024

Comments:

Indicator based on the Preliminary Project Progress Report for the second semester of 2021. For 2020, the indicator was 867,397. In 2021, only 45% of the households received the payment due to the operations manual of BVM required not to deliver payments 45 days prior to the elections and delays to close the previous payment cycle

□ Beneficiaries of social safety net programs (urban) (Number, Custom Supplement)

	Baseline	Actual (Previous)	Actual (Current)	End Target
Value	167,100.00	186,946.00	52,440.00	186,946.00

□ Beneficiaries of social safety net programs (rural) (Number, Custom Supplement)

	Baseline	Actual (Previous)	Actual (Current)	End Target
Value	963,040.00	963,040.00	1,338,306.00	1,353,113.00

□ Beneficiaries of social safety net programs - Female (Number, Corporate Supplement)

	Baseline	Actual (Previous)	Actual (Current)	End Target
Value	595,447.00	595,447.00	293,890.00	809,075.00

□ Beneficiaries of social safety net programs Female (urban) (Number, Custom Supplement)

	Baseline	Actual (Previous)	Actual (Current)	End Target
--	----------	-------------------	------------------	------------



Value	96,247.00	96,247.00	29,084.00	107,677.00
<input type="checkbox"/> Beneficiaries of social safety net programs Female (rural) (Number, Custom Supplement)				
	Baseline	Actual (Previous)	Actual (Current)	End Target
Value	499,200.00	499,200.00	264,806.00	701,398.00
<input checked="" type="checkbox"/> Urban CCT beneficiaries in the nine prioritized municipalities of the Project who complete upper secondary school (11th grade or 12th grade) (Number, Custom)				
	Baseline	Actual (Previous)	Actual (Current)	End Target
Value	273.00	273.00	273.00	1,014.00
Date	30-Jun-2019	19-Jul-2021	19-Jan-2022	28-Jun-2024
Comments:	The educational intervention financed by the Project has not started yet; therefore this indicator can't be reported. Since the COVID-19 pandemic started, the project has waived the education conditionalities and has not been able to launch the implementation of the transition strategy which included the educational intervention. This is expected to happen in 2022. However, as a reference, the client was able to report that for 2020 this indicator reached 1,794, and for 2022 2,219 in the nine municipalities for the regular basic education centers, even though many schools remained closed, reporting was less precise, and that these statistics do not include flexible modalities for education.			
<input type="checkbox"/> Urban female CCT beneficiaries in the nine prioritized municipalities of the Project who complete upper secondary school (11th grade or 12th grade) (Number, Custom Breakdown)				
	Baseline	Actual (Previous)	Actual (Current)	End Target
Value	153.00	153.00	153.00	568.00
Date	30-Jun-2019	31-Dec-2020	19-Jan-2022	28-Jun-2024
<input type="checkbox"/> Urban male CCT beneficiaries in the nine prioritized municipalities of the Project who complete upper secondary school (11th grade or 12th grade) (Number, Custom Breakdown)				
	Baseline	Actual (Previous)	Actual (Current)	End Target
Value	120.00	120.00	120.00	446.00
Date	30-Jun-2019	31-Dec-2020	19-Jan-2022	28-Jun-2024

Strengthen the integration of the Social Protection System for the extreme poor and the vulnerable				
<input checked="" type="checkbox"/> Urban and rural CCT beneficiaries receiving cash benefits via an alternative payment mechanism (Percentage, Custom)				
	Baseline	Actual (Previous)	Actual (Current)	End Target
Value	0.00	0.00	56.00	43.00
Date	30-Jun-2019	19-Jul-2021	19-Jan-2022	28-Jun-2024
Comments:	In 2021, the government planned payments to 334,487 urban and rural households, 56.5% through digital payments with Banhprovi and 43.5% with non-digital payments through Banhprovi. According to			



preliminary data, out of the 149,416 households paid, 87,701 households (59%) were paid through Banhprovi and 61,715 households (41%) through Banadesa				
► Certification of the Unique Registry of Participants to ensure the quality of the targeting system (Text, Custom)				
	Baseline	Actual (Previous)	Actual (Current)	End Target
Value	None	The contract process has started to hire a firm to certify the RUP.	The contract process has started to hire a firm to certify the RUP.	RUP database certified.
Date	30-Jun-2019	19-Jul-2021	19-Jan-2022	28-Jun-2024
Comments:	The contract process is on hold to be negotiated with the new administration.			

Intermediate Results Indicators by Components

Strengthening of the CCT Program and Implementation of the Integrated Transition Strategy				
► New Rural Integrated Transition Strategy (Text, Custom)				
	Baseline	Actual (Previous)	Actual (Current)	End Target
Value	None	None	None	Rural strategy designed and approved.
Date	01-May-2019	19-Jul-2021	19-Jan-2022	28-Jun-2024
Comments:	Activities have not started.			
► Schools that have been trained on vocational training (skills for life and jobs) (Number, Custom)				
	Baseline	Actual (Previous)	Actual (Current)	End Target
Value	0.00	0.00	0.00	100.00
Date	30-Jun-2019	19-Jul-2021	19-Jan-2022	28-Jun-2024
Comments:	No updated data available due to school closures.			
► Urban CCT beneficiaries who complete 9th grade and enroll in 10th grade (Number, Custom)				
	Baseline	Actual (Previous)	Actual (Current)	End Target
Value	484.00	484.00	484.00	1,295.00
Date	30-Jun-2019	19-Jul-2021	19-Jan-2022	28-Jun-2024
Comments:	The educational intervention financed by the Project has not started yet; therefore this indicator can't be reported. Since the COVID-19 pandemic started, the project has waived the education conditionalities and has not been able to launch the implementation of the transition strategy which included the educational intervention. This is expected to happen in 2022. However, as a reference, the client was able to report that for 2020 this indicator reached 2,100 and 2,576 for 2021 for the regular basic education centers, even			



though many schools remained closed, reporting was less precise, and that these statistics do not include flexible modalities for education.

□ Female urban CCT beneficiaries who complete 9th grade and enroll in 10th grade (Number, Custom Breakdown)

	Baseline	Actual (Previous)	Actual (Current)	End Target
Value	266.00	309.00	309.00	712.00
Date	01-May-2019	19-Jul-2021	19-Jan-2022	28-Jun-2024

□ Male urban CCT beneficiaries who complete 9th grade and enroll in 10th grade (Number, Custom Breakdown)

	Baseline	Actual (Previous)	Actual (Current)	End Target
Value	218.00	218.00	218.00	583.00
Date	31-May-2019	19-Jul-2021	19-Jan-2022	28-Jun-2024

► Health establishments reporting co-responsibility verification in rural areas through the Nominal Vaccination System (SINOVA) at least once a year (Number, Custom)

	Baseline	Actual (Previous)	Actual (Current)	End Target
Value	800.00	800.00	478.00	975.00
Date	30-Jun-2019	19-Jul-2021	19-Jan-2022	28-Jun-2024

Comments: Vaccination efforts fell during the pandemic in part due to the prioritization to respond to the pandemic. 478 health facilities reported the verification of co-responsibility at least once in the year 2021. Data from 2020 and 2021 are still being uploaded in the SINOVA.

► Urban CCT beneficiaries in the nine prioritized municipalities of the Project who received a micro-credit (Number, Custom)

	Baseline	Actual (Previous)	Actual (Current)	End Target
Value	0.00	0.00	116.00	3,600.00
Date	30-Jun-2019	19-Jul-2021	19-Jan-2022	28-Jun-2024

Comments: Activities financed by this project have not started, although the SENPRENDE program benefited 116 individuals with microcredits in 2021.

Institutional strengthening for the CCT Program and Integration of the Social Protection System

► Integration of gender sensitive messages into materials and training (Text, Custom)

	Baseline	Actual (Previous)	Actual (Current)	End Target
Value	None	None	None	Soft skills training materials and communication materials updated
Date	30-Jun-2019	19-Jul-2021	19-Jan-2022	28-Jun-2024



Comments:	Activities have not started			
► CCT program beneficiary households that appear in the first payroll for the calendar year and received three consecutive payments in a calendar year (Percentage, Custom)				
	Baseline	Actual (Previous)	Actual (Current)	End Target
Value	0.00	0.00	0.00	47.00
Date	30-Jun-2019	19-Jul-2021	19-Jan-2022	28-Jun-2024
Comments:	In 2021, households received a unique payment equivalent to 12 months.			
► Urban CCT beneficiaries completing financial inclusion orientation (Number, Custom)				
	Baseline	Actual (Previous)	Actual (Current)	End Target
Value	10,000.00	10,200.00	15,200.00	30,200.00
Date	30-Jun-2019	19-Jul-2021	19-Jan-2022	28-Jun-2024
Comments:	Indicator based on the Preliminary Project Progress Report for the second semester of 2021 reporting activities financed by the Bono Vida Mejor Program.			
□ Female urban CCT beneficiaries completing financial inclusion orientation (Number, Custom Breakdown)				
	Baseline	Actual (Previous)	Actual (Current)	End Target
Value	8,000.00	8,000.00	13,680.00	27,180.00
Date	30-Jun-2019	19-Jul-2021	19-Jan-2022	28-Jun-2024
► Update of the Social Protection Policy (Text, Custom)				
	Baseline	Actual (Previous)	Actual (Current)	End Target
Value	SP Policy prepared in 2013	SP Policy prepared in 2013	SP Policy prepared in 2013	Final draft of updated SP Policy completed
Date	30-Jun-2019	19-Jul-2021	19-Jan-2022	28-Jun-2024
Comments:	Activities have not started			
► Unification of the urban and rural CCTs for the integration of the CCT Program (Text, Custom)				
	Baseline	Actual (Previous)	Actual (Current)	End Target
Value	Ninguno	Urban and Rural CCTs operated in the same MIS for payment 2020	Urban and Rural CCTs operated in the same MIS for payment 2020	Program unified
Date	30-Jun-2019	19-Jul-2021	19-Jan-2022	30-Jun-2023
Comments:	Ministerial agreement 002-SEDIS-2020. Operative Manual's program for the urban and rural domain.			



► Design and implementation of the Adaptive Strategy of the CCT Program to respond to emergencies including natural disasters (Text, Custom)				
	Baseline	Actual (Previous)	Actual (Current)	End Target
Value	None	None	None	Adaptive Strategy of the CCT Program designed and implemented.
Date	30-Jun-2019	19-Jul-2021	19-Jan-2022	28-Jun-2024
Comments:	Activities have not started			
► Complaint/grievance filed in GRM responded within five business days of receipt (Percentage, Custom)				
	Baseline	Actual (Previous)	Actual (Current)	End Target
Value	0.00	0.00	93.40	80.00
Date	30-Jun-2019	19-Jul-2021	19-Jan-2022	28-Jun-2024
Comments:	This indicator reports resolved complaints received through the GRM system administered by SEDIS at central level as of February 2021, corresponding to the 2020 payments. SEDIS received 3,815 grievances at the central level between November 2020 and mid-February 2021. Of these, 3,562 had been closed/resolved and 253 remained open. The GRM has not been updated to report on the 2021 payment cycle.			
► CCT beneficiaries who report that they received satisfactory/adequate response to their grievances reported through the GRM according to the beneficiary satisfaction survey (Percentage, Custom)				
	Baseline	Actual (Previous)	Actual (Current)	End Target
Value	0.00	0.00	0.00	65.00
Date	30-Jun-2019	19-Jul-2021	19-Jan-2022	01-Jul-2023
Comments:	The Beneficiaries perception survey is not yet due.			
► Impact evaluation of the integrated transition strategy (Text, Custom)				
	Baseline	Actual (Previous)	Actual (Current)	End Target
Value	None conducted	None conducted	None conducted	Endline data collection and analysis completed.
Date	30-Jun-2019	19-Jul-2021	19-Jan-2022	28-Jun-2024
Comments:	Activities have not started although technical assistance has been provided to identify the key elements of the impact evaluation and designing the ToRs.			

Contingent Emergency Response Component

► Time taken to disburse funds requested by the Government for an eligible emergency (Weeks, Custom)





	Baseline	Actual (Previous)	Actual (Current)	End Target
Value	0.00	0.00	0.00	4.00
Date	01-May-2019	19-Jul-2021	19-Jan-2022	28-Jun-2024
Comments:	This component has not been activated.			

Performance-Based Conditions

Data on Financial Performance

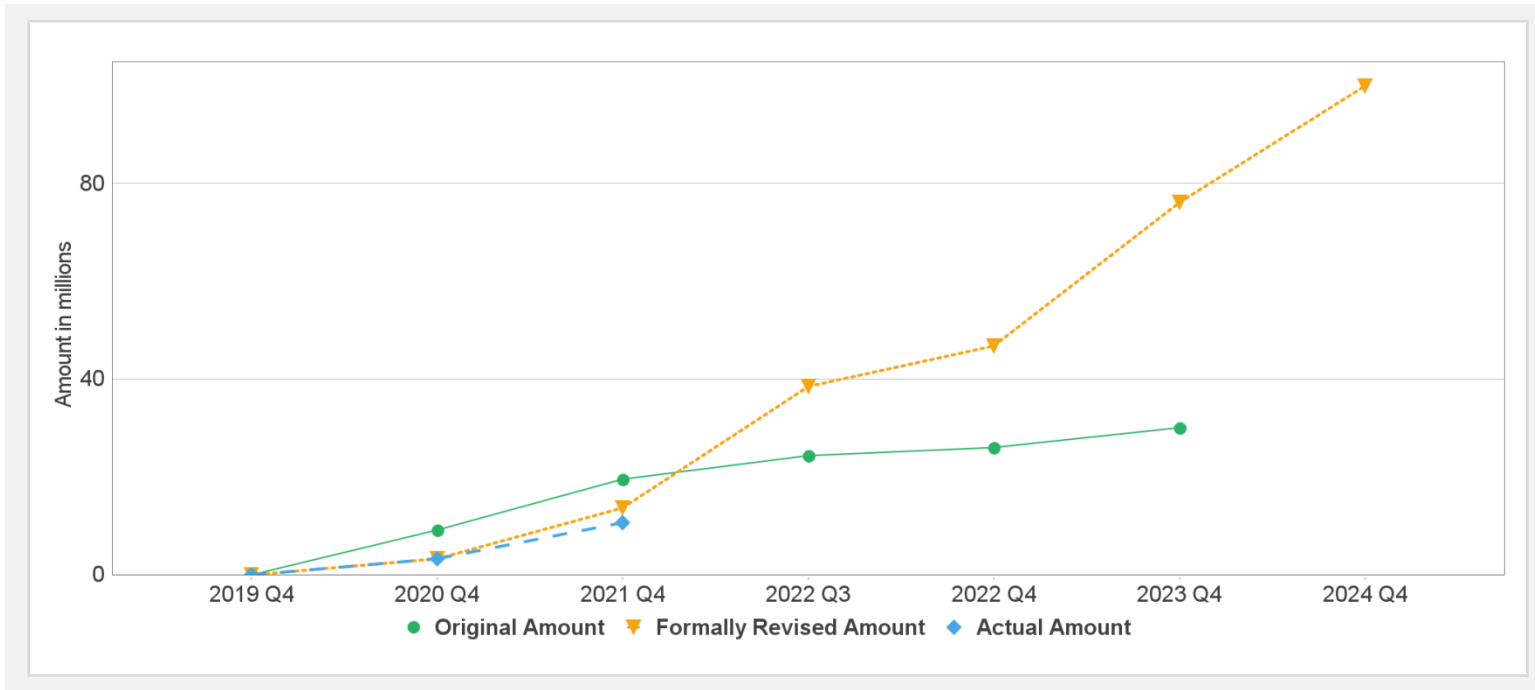
Disbursements (by loan)

Project	Loan/Credit/TF	Status	Currency	Original	Revised	Cancelled	Disbursed	Undisbursed	% Disbursed
P152057	IDA-64010	Effective	USD	30.00	30.00	0.00	18.50	11.50	 62%
P152057	IDA-69180	Effective	USD	70.00	70.00	0.00	0.00	70.00	 0%

Key Dates (by loan)

Project	Loan/Credit/TF	Status	Approval Date	Signing Date	Effectiveness Date	Orig. Closing Date	Rev. Closing Date
P152057	IDA-64010	Effective	30-Apr-2019	17-Jul-2019	11-Nov-2019	30-Jun-2023	30-Jun-2024
P152057	IDA-69180	Effective	15-Jun-2021	20-Aug-2021	17-Dec-2021	30-Jun-2024	30-Jun-2024

Cumulative Disbursements



PBC Disbursement

PBC ID	PBC Type	Description	Coc	PBC Amount	Achievement Status	Disbursed amount in Coc	Disbursement % for PBC

Restructuring History

There has been no restructuring to date.

Related Project(s)

P175718-Additional Financing to the Social Protection Integration Project