



Madagascar Basic Education Support Project (P160442)

EASTERN AND SOUTHERN AFRICA | Madagascar | Education Global Practice |
IBRD/IDA | Investment Project Financing | FY 2018 | Seq No: 9 | ARCHIVED on 23-Jun-2022 | ISR51428 |

Implementing Agencies: Ministry of Economy and Finance, Ministry of National Education

Key Dates

Key Project Dates

Bank Approval Date: 29-Mar-2018

Effectiveness Date: 13-Sep-2018

Planned Mid Term Review Date: 10-May-2021

Actual Mid-Term Review Date: 03-May-2021

Original Closing Date: 31-Dec-2022

Revised Closing Date: 31-Dec-2023

Project Development Objectives

Project Development Objective (from Project Appraisal Document)

The project objective is to improve learning and promotion within the first two sub-cycles of basic education.

Has the Project Development Objective been changed since Board Approval of the Project Objective?

No

Components Table

Name

Component 1: Training teachers with a focus on early grade reading, writing and mathematics:(Cost \$22.03 M)

Component 2: Improving attendance and readiness to learn through preschool, construction and health:(Cost \$35.49 M)

Component 3: School-based management to increase learner promotion:(Cost \$13.40 M)

Component 4: Sector reforms, system building and project Implementation:(Cost \$19.16 M)

Component 5: Contingency emergency response and strengthening resilience to risks and vulnerabilities:(Cost \$12.31 M)

Component 6: Global Partnership for Education variable part:(Cost \$19.98 M)

Component 7: Support to MENETP's education sector COVID-19 response plan:(Cost \$14.75 M)

Other: Preparation advance refund:(Cost \$3.00 M)

Other: Unallocated contingency:(Cost \$7.83 M)

Overall Ratings

Name	Previous Rating	Current Rating
Progress towards achievement of PDO	<input type="checkbox"/> Moderately Satisfactory	<input type="checkbox"/> Moderately Satisfactory
Overall Implementation Progress (IP)	<input type="checkbox"/> Moderately Satisfactory	<input type="checkbox"/> Moderately Satisfactory
Overall Risk Rating	<input type="checkbox"/> Substantial	<input type="checkbox"/> Substantial

Implementation Status and Key Decisions

In general, a good progress is observed in the technical and financial aspects of the project: Sector reforms are gradually being implemented (training of school directors under the new curriculum, adoption of new education policy act). The new UFP coordinator was recruited and is



operational since May 1, 2022. The covid-19 response component is progressing well, but a request has been submitted to the Global Partnership for Education (GPE) for a six-month extension of the closing date from June 30, 2022 to December 31, 2022.

Out of the two Project Development Objectives (PDO) indicators, one is already above final target and the other one is on target to reach the final target by the project closing date. On Implementation Progress (IP), two components have been upgraded to Satisfactory based on their recent performance despite the two years COVID situation and absence of in person WB mission: the component 1 “Teachers training” is currently out passing the planned targets, and the component 7 “Support to COVID situation” has reached full implementation with less than 2 percent uncommitted and all planned activities under completion/delivery. Out of 34 intermediate indicators, 6 have reached their final target, 20 are progressing in the right direction but 8 don’t have any progress reported yet.

For the three Performance-Based Conditions PBCs indicators, the target for one has been met, and two are progressing, from which one is awaiting the evaluation and the final report, which will be available in September 2022. For the GPE Variable Part (VP) indicators, from 13 indicators, two have been achieved; one is due in 2023; three indicator targets were rescheduled to 2022 and are still expected to reach their targets in 2022; one indicator was partially met; and one indicator is awaiting the technical report; one indicator was delayed and therefore, the activities will be allocated between 2022 and 2023; three indicators have reached their targets and are in the process of being disbursed. It is worth noting that five indicators from the 13 are new indicators that were added as part of the AF, which became effective on August 4, 2021.

Risks

Systematic Operations Risk-rating Tool

Risk Category	Rating at Approval	Previous Rating	Current Rating
Political and Governance	High	Substantial	Substantial
Macroeconomic	Moderate	Substantial	Substantial
Sector Strategies and Policies	Low	Substantial	Substantial
Technical Design of Project or Program	Substantial	Moderate	Moderate
Institutional Capacity for Implementation and Sustainability	Substantial	Substantial	Substantial
Fiduciary	Substantial	Substantial	Substantial
Environment and Social	Moderate	Substantial	Substantial
Stakeholders	Substantial	Moderate	Moderate
Other	--	--	Moderate
Overall	Substantial	Substantial	Substantial

Results

PDO Indicators by Objectives / Outcomes

Improve learning within the first two sub-cycles of basic education

► Pupils in public schools completing Grade 2 able to correctly read at the basic proficiency level (Percentage, Custom)

Baseline

Actual (Previous)

Actual (Current)

End Target



Value	22.00	30.00	30.00	35.00
Date	31-Dec-2018	15-Dec-2021	21-Jun-2022	29-Dec-2023
Comments:	Actual current value is the same as for the previous year. The indicator results for 2022 are being prepared with evaluation unit and awaiting the confirmation of I' UEAS. The result indicator will be probably available in July 2022. Data collection in progress.			

Improve promotion rate within the first two sub-cycles of basic education				
▶ Average promotion rate in the first two sub-cycles of basic education in public schools (Percentage, Custom)				
	Baseline	Actual (Previous)	Actual (Current)	End Target
Value	45.00	59.30	59.30	55.00
Date	30-Jun-2016	15-Dec-2021	21-Jun-2022	29-Dec-2023
Comments:	The actual current value is NA. The results of the indicator for the year 2022 will await the publication of the statistical yearbook in 2022 awaiting the confirmation of DPE; the tentative date for the publication of the statistical yearbook hasn't been determined yet.			

Intermediate Results Indicators by Components

Training teachers with a focus on early grade reading, writing and mathematics				
▶ Teachers recruited or trained (Number, Corporate)				
	Baseline	Actual (Previous)	Actual (Current)	End Target
Value	0.00	2,966.00	31,396.00	62,200.00
Date	01-Mar-2018	15-Dec-2021	21-Jun-2022	29-Dec-2023
Comments:	These are the 29,094 T1 teachers from initial apprenticeship training organized by the INFP and the 2,302 teachers recruited and redeployed by the Human Resources Department			
□ Teachers recruited or trained - Female (RMS requirement) (Number, Corporate Supplement)				
	Baseline	Actual (Previous)	Actual (Current)	End Target
Value	0.00	1,300.00	13,092.00	31,000.00
□ No. of trained and certified preschool educators (Number, Custom Breakdown)				
	Baseline	Actual (Previous)	Actual (Current)	End Target
Value	0.00	1,815.00	1,715.00	4,200.00
Date	01-Mar-2018	15-Dec-2021	21-Jun-2022	29-Dec-2023



□ No of teachers trained in teaching reading, writing, and mathematics for the early grades (Number, Custom Breakdown)				
	Baseline	Actual (Previous)	Actual (Current)	End Target
Value	0.00	1,815.00	29,094.00	43,000.00
Date	01-Mar-2018	15-Dec-2021	21-Jun-2022	29-Dec-2023

Improving attendance and readiness to learn through preschool, construction and health				
▶ No of children benefiting from stimulation activities provided by ECD educators trained under the project (Number, Custom)				
	Baseline	Actual (Previous)	Actual (Current)	End Target
Value	0.00	30,744.00	30,744.00	52,700.00
Date	01-Mar-2018	15-Dec-2021	21-Jun-2022	29-Dec-2023
Comments:	30,744 represent the children from the 610 EECs and the CAPs set up by the DEFPE and NGOs until 2021			

▶ No of classrooms constructed or rehabilitated under the project (Number, Custom)				
	Baseline	Actual (Previous)	Actual (Current)	End Target
Value	0.00	252.00	310.00	900.00
Date	01-Mar-2018	15-Dec-2021	21-Jun-2022	29-Dec-2023

▶ No of students benefitting from the national school deworming (Number, Custom)				
	Baseline	Actual (Previous)	Actual (Current)	End Target
Value	0.00	5,888,088.00	1,125,000.00	2,200,000.00
Date	01-Mar-2018	15-Dec-2021	21-Jun-2022	29-Dec-2023
Comments:	1 125 000 children have been reached and dewormed during the campaign in 2021. These number also include all children in the community. The Health Ministry had full responsibility for deworming activities through a community approach, while the Education Ministry monitored the delivery and impact on school children.			

▶ No of students benefitting from the national school iron-folic acid supplementation (Number, Custom)				
	Baseline	Actual (Previous)	Actual (Current)	End Target
Value	0.00	2,436,648.00	2,436,648.00	2,200,000.00
Date	01-Mar-2018	15-Dec-2021	21-Jun-2022	29-Dec-2023

▶ Pupil-classroom ratio in Grade 1 and Grade 2 in public schools in the selected sites (Number, Custom)				
---	--	--	--	--



	Baseline	Actual (Previous)	Actual (Current)	End Target
Value	56.00	56.00	56.00	45.00
Date	31-Dec-2018	15-Dec-2021	21-Jun-2022	29-Dec-2023
Comments:	The actual current value is NA awaiting the data from the results of the statistical yearbook 2022.			
► No of established Early Childhood Community Center (ECC) in under-served areas (Number, Custom)				
	Baseline	Actual (Previous)	Actual (Current)	End Target
Value	0.00	621.00	621.00	1,000.00
Date	01-Mar-2018	15-Dec-2021	21-Jun-2022	29-Dec-2023

School-based management to increase learner promotion				
► Percentage of schools receiving school grants funded by the project within the first month of the beginning of the school year (Percentage, Custom)				
	Baseline	Actual (Previous)	Actual (Current)	End Target
Value	0.00	0.00	0.00	80.00
Date	01-Mar-2017	15-Dec-2021	21-Jun-2022	29-Dec-2023
Comments:	The target is expected to be reached in September 2022 (the start of the next school year).			
► School principals absence rate (Percentage, Custom)				
	Baseline	Actual (Previous)	Actual (Current)	End Target
Value	37.00	37.00	37.00	30.00
Date	30-Jun-2016	15-Dec-2021	21-Jun-2022	29-Dec-2023
Comments:	The value of this indicator will be available in 2022 when the full SDI report is available exact date to be confirmed with DPE; ; final SDI report will be available in July 2022			
► No of school principals receiving training under the project (Number, Custom)				
	Baseline	Actual (Previous)	Actual (Current)	End Target
Value	0.00	582.00	1,985.00	4,600.00
Date	01-Mar-2018	15-Dec-2021	21-Jun-2022	29-Dec-2023
Comments:	There is an absence rate of around 11% during the organization of training in the 22 regions. This rate is explained by the non-consideration of school principals who have changed status/position (ZAP Head, Pedagogical Advisor, etc.), and the lack of communication at CISCO level..			



▶ Percentage of school directors trained in VAE in selected disadvantaged regions (Percentage, Custom)				
	Baseline	Actual (Previous)	Actual (Current)	End Target
Value	0.00	0.00	0.00	15.00
Date	31-Dec-2019	15-Dec-2021	21-Jun-2022	30-Dec-2023
Comments:	This activity will begin next year in 2023 based on the planning on the additional financing.			

Sector reforms, system building and project Implementation				
▶ No of EMIS reports available timely (within 8 months after the beginning of the school year) (Number, Custom)				
	Baseline	Actual (Previous)	Actual (Current)	End Target
Value	0.00	0.00	0.00	3.00
Date	01-Mar-2018	15-Dec-2021	21-Jun-2022	29-Dec-2023
Comments:	The EMIS report for the current school year has not been produced within the 8 months after the beginning of the school year. The value of this indicator is expected to increase during the next school year as the current EMIS process is on good track.			
▶ No of project total direct beneficiaries (Number, Custom)				
	Baseline	Actual (Previous)	Actual (Current)	End Target
Value	0.00	4,394,854.00	4,391,442.00	4,706,000.00
Date	01-Mar-2018	15-Dec-2021	21-Jun-2022	29-Dec-2023
Comments:	4,391,442 is the number of children enrolled in primary schools (public and community) + Number of children benefiting from awakening and stimulation activities carried out by preschool educators trained under the project + Number of teachers who have completed the training program in reading/writing and mathematics for early learning + Number of preschool educators who have completed a certifying training module + Number of community members (FEFFI) participating in school construction programs + Number of directors schools receiving training provided under the project			
□ of which percentage of female (Percentage, Custom Supplement)				
	Baseline	Actual (Previous)	Actual (Current)	End Target
Value	0.00	50.83	50.83	50.00
▶ Students benefiting from direct interventions to enhance learning (Number, Corporate)				
	Baseline	Actual (Previous)	Actual (Current)	End Target
Value	0.00	4,386,678.00	4,386,678.00	4,497,000.00
Date	01-Mar-2018	15-Dec-2021	21-Jun-2022	29-Dec-2023



Comments:	The method for calculating this indicator is still under analysis/discussion with the DPE/UFP/BM, therefore, actual current value is NA.			
<input type="checkbox"/> Students benefiting from direct interventions to enhance learning - Female (Number, Corporate Supplement)				
	Baseline	Actual (Previous)	Actual (Current)	End Target
Value	0.00	50.00	50.00	2,298,500.00
<input type="checkbox"/> Publicly available yearly survey reports of project beneficiaries and education stakeholders (Citizen engagement indicator) (Yes/No, Custom)				
	Baseline	Actual (Previous)	Actual (Current)	End Target
Value	No	No	Yes	Yes
Date	01-Mar-2018	15-Dec-2021	21-Jun-2022	29-Dec-2023
Comments:	The mini SDI 2021 report is available			
<input type="checkbox"/> Number of qualified teachers deployed and redeployed in rural schools (Number, Custom)				
	Baseline	Actual (Previous)	Actual (Current)	End Target
Value	0.00	2,279.00	2,302.00	6,016.00
Date	01-Mar-2018	15-Dec-2021	21-Jun-2022	29-Dec-2023
Comments:	This is a DLI/PBC. The achievement has to be confirmed by the independent firm. The technical report on 1788 teachers deployed already sent to the World Bank and awaiting verification by the independent verifier. The technical report will be finalized for the redeployment of 514 teachers.			
<input type="checkbox"/> Number of students learning assessment and SDI reports disseminated (Number, Custom)				
	Baseline	Actual (Previous)	Actual (Current)	End Target
Value	1.00	2.00	4.00	8.00
Date	01-Mar-2018	15-Dec-2021	21-Jun-2022	29-Dec-2023
Comments:	This cumulative result concerns the 04 studies: - 01 baseline survey - 02 assessments of academic achievements by the UEAS: 2019-2020, 2020-2021 - 01 mini SDI			
<input type="checkbox"/> Ratio student/ new Malagasy textbook in public schools (Grade 1-Grade 2) (Number, Custom)				
	Baseline	Actual (Previous)	Actual (Current)	End Target
Value	0.00	0.00	0.00	1.00
Date	31-Dec-2018	15-Dec-2021	21-Jun-2022	29-Dec-2023
Comments:	This activity will begin in the next months 2022, financed by the Additional Financing.			



COVID-19 Response				
► Students in primary public schools of basic education benefiting from self-study learning materials (Number, Custom)				
	Baseline	Actual (Previous)	Actual (Current)	End Target
Value	0.00	0.00	0.00	2,600,000.00
Date	31-Dec-2019	15-Dec-2021	21-Jun-2022	30-Jun-2022
Comments:	The materials delivery process is in progress.			
□ of which percentage of female (Percentage, Custom Supplement)				
	Baseline	Actual (Previous)	Actual (Current)	End Target
Value	0.00	0.00	0.00	50.00
► Students in public schools of basic education who can access to remote learning from radio and television (Number, Custom)				
	Baseline	Actual (Previous)	Actual (Current)	End Target
Value	0.00	0.00	0.00	2,212,000.00
Date	31-Dec-2019	15-Dec-2021	21-Jun-2022	30-Jun-2022
Comments:	This indicator is waiting for FER COVID indicator and the final report COVID impact on school enrollment			
□ - of which percentage of female (Percentage, Custom Supplement)				
	Baseline	Actual (Previous)	Actual (Current)	End Target
Value	0.00	0.00	0.00	50.00
► Schools using tablets and educational resource (Number, Custom)				
	Baseline	Actual (Previous)	Actual (Current)	End Target
Value	0.00	0.00	0.00	5,000.00
Date	31-Dec-2019	15-Dec-2021	21-Jun-2022	30-Jun-2022
Comments:	The tablets acquisition process is almost complete. Achievements are expected by end June 2022.			
► Teachers from landlocked area trained in the use of e-learning platform (Number, Custom)				
	Baseline	Actual (Previous)	Actual (Current)	End Target
Value	0.00	0.00	0.00	10,000.00
Date	31-Dec-2019	15-Dec-2021	21-Jun-2022	30-Jun-2022



Comments:	Achievements are expected by end June 2022.			
<input type="checkbox"/> of which percentage of female (Percentage, Custom Supplement)				
	Baseline	Actual (Previous)	Actual (Current)	End Target
Value	0.00	0.00	0.00	43.00
► Public schools of basic education that have implemented the COVID-19 minimum hygiene standards (Number, Custom)				
	Baseline	Actual (Previous)	Actual (Current)	End Target
Value	0.00	0.00	0.00	25,700.00
Date	31-Dec-2019	15-Dec-2021	21-Jun-2022	30-Jun-2022
Comments:	Achievements are expected by end June 2022.			
► Students in public schools of basic education benefiting from awareness campaigns aimed at providing psychological support (Number, Custom)				
	Baseline	Actual (Previous)	Actual (Current)	End Target
Value	0.00	0.00	0.00	4,310,000.00
Date	31-Dec-2019	15-Dec-2021	21-Jun-2022	30-Jun-2022
Comments:	This indicator has been proposed for revision to take into account the percentage instead of the absolute number. The recruitment of the firm to collect data for this indicator is in progress.			
<input type="checkbox"/> - of which percentage of female (Percentage, Custom Supplement)				
	Baseline	Actual (Previous)	Actual (Current)	End Target
Value	0.00	0.00	0.00	50.00
► Re-opened public schools of basic education (Number, Custom)				
	Baseline	Actual (Previous)	Actual (Current)	End Target
Value	0.00	29,508.00	0.00	25,700.00
Date	31-Dec-2019	15-Dec-2021	21-Jun-2022	30-Jun-2022
► Unsubsidized community teachers of basic education receiving special grants (Percentage, Custom)				
	Baseline	Actual (Previous)	Actual (Current)	End Target
Value	0.00	24.34	76.20	100.00
Date	31-Dec-2019	15-Dec-2021	21-Jun-2022	30-Jun-2022



► Students of Grade 1 to Grade 4 in public primary schools who have returned to schools at re-opening (Percentage, Custom)				
	Baseline	Actual (Previous)	Actual (Current)	End Target
Value	0.00	114.00	114.00	80.00
Date	31-Dec-2019	15-Dec-2021	21-Jun-2022	30-Jun-2022
Comments:	The actual figure represents the the situation in end 2020. The update from 2021 is expected to be available by end-June 2022.			
► Students in public primary schools of basic education benefiting from self-study learning materials (Percentage, Custom)				
	Baseline	Actual (Previous)	Actual (Current)	End Target
Value	0.00	0.00	0.00	70.00
Date	31-Dec-2019	15-Dec-2021	21-Jun-2022	30-Jun-2022
► Students in public schools of basic education who can access to remote learning from radio and television (Percentage, Custom)				
	Baseline	Actual (Previous)	Actual (Current)	End Target
Value	0.00	0.00	0.00	49.00
Date	31-Dec-2019	15-Dec-2021	21-Jun-2022	30-Jun-2022
Comments:	The recruitment of the firm to collect this indicator is in progress			
► Teachers from landlocked area trained in the use of e-learning platform (Percentage, Custom)				
	Baseline	Actual (Previous)	Actual (Current)	End Target
Value	0.00	0.00	0.00	13.00
Date	31-Dec-2019	15-Dec-2021	21-Jun-2022	30-Jun-2022
Comments:	The training will begin in 2022.			
► Public schools of basic education that have implemented the COVID-19 minimum hygiene standards (Percentage, Custom)				
	Baseline	Actual (Previous)	Actual (Current)	End Target
Value	0.00	0.00	0.00	90.00
Date	31-Dec-2019	15-Dec-2021	21-Jun-2022	30-Jun-2022
► Teachers of basic education who have returned to schools at re-opening (Number, Custom)				
	Baseline	Actual (Previous)	Actual (Current)	End Target
Value	0.00	141,912.00	0.00	104,200.00



Date	31-Dec-2019	15-Dec-2021	21-Jun-2022	30-Jun-2022
► Teachers of basic education who have returned to schools at re-opening, (Percentage, Custom)				
	Baseline	Actual (Previous)	Actual (Current)	End Target
Value	0.00	109.00	0.00	80.00
Date	31-Dec-2019	15-Dec-2021	21-Jun-2022	30-Jun-2022
► Re-opened public schools of basic education (Percentage, Custom)				
	Baseline	Actual (Previous)	Actual (Current)	End Target
Value	0.00	0.00	0.00	90.00
Date	31-Dec-2019	15-Dec-2021	21-Jun-2022	30-Jun-2022
Comments:	The data required for this indicator is being cleaned.			

Performance-Based Conditions

► PBC 1 First regional plan for each region meeting the quality criteria (Number, Output, 5,280,000.00, 40.91%)				
	Baseline	Actual (Previous)	Actual (Current)	2023
Value	0.00	22.00	22.00	--
Date	--	15-Dec-2021	21-Jun-2022	--

► PBC 2 Number of teachers trained (Number, Output, 8,720,000.00, 0.00%)				
	Baseline	Actual (Previous)	Actual (Current)	2023
Value	0.00	1,500.00	29,094.00	--
Date	--	15-Dec-2021	21-Jun-2022	--
Comments:	Technical report received in December 2021 for 29,094 teachers trained in early grade. Target surpassed; pending independent verification in 2022			



►PBC 3 Quantitative and qualitative evaluation of the impact of teacher training (Number, Process, 1,000,000.00, 0.00%)				
	Baseline	Actual (Previous)	Actual (Current)	2023
Value	0.00	0.00	0.00	1.00
Date	--	15-Dec-2021	21-Jun-2022	--
Comments:	An evaluation on the impact of teacher training from T1 to first learning in 2021 is underway at UEAS level • collection of data for the evaluation of the effectiveness carried out. • Observation of classes on the level of application of current training. • Report available around September 2022			

►PBC 4 Creation of an official evaluation unit, with a detailed plan for the first two years of operation (Number, Process, 470,000.00, 100.00%)				
	Baseline	Actual (Previous)	Actual (Current)	2023
Value	0.00	1.00	1.00	0.00
Date	--	15-Dec-2021	21-Jun-2022	--

►PBC 5 Publication of the analysis of the results of the validated national evaluation representative at the regional level (Number, Process, 4,230,000.00, 33.33%)				
	Baseline	Actual (Previous)	Actual (Current)	2023
Value	0.00	2.00	2.00	0.00
Date	--	15-Dec-2021	21-Jun-2022	--
Comments:	2019: assessment result published in 2020. 2020: technical report sent to the Bank, awaiting the financial report from the DAAF 2021: Provisional results available (report available in September 2022)			
□PBC 5.1 Number of plans per region (with the lowest results in students learning outcomes) (Number, Output, 1,500,000.00, 0.00%)				
	Baseline	Actual (Previous)	Actual (Current)	2023
Value	0.00	0.00	0.00	0.00
Date	--	15-Dec-2021	21-Jun-2022	--
□PBC 5.2 Number of pedagogical sessions done at the administrative and pedagogical level aligned with the regional plan (Number, Output, 300,000.00, 0.00%)				
	Baseline	Actual (Previous)	Actual (Current)	2023
Value	0.00	0.00	0.00	0.00
Date	--	15-Dec-2021	21-Jun-2022	--



►PBC 6 Number of selected plans provided by regions which adapt school calendar and improve learning time (Number, Output, 1,600,000.00, 0.00%)				
	Baseline	Actual (Previous)	Actual (Current)	2023
Value	0.00	0.00	3.00	0.00
Date	--	15-Dec-2021	21-Jun-2022	--
Comments:	03 plans available including technical and financial reports sent to the World Bank, once the plans have been validated, the regions can carry out the activities of the plan; 5 remaining plans under AF will be available in July 2022.			
□PBC 6.1 Number of selected regions that have increased their learning time (Number, Outcome, 750,000.00, 0.00%)				
	Baseline	Actual (Previous)	Actual (Current)	2023
Value	0.00	0.00	0.00	--
Date	--	15-Dec-2021	21-Jun-2022	--

►PBC 7 Number of selected plans provided by CISCOs which improve school promotion rate (Number, Output, 2,800,000.00, 12.50%)				
	Baseline	Actual (Previous)	Actual (Current)	2023
Value	0.00	72.00	80.00	0.00
Date	--	15-Dec-2021	21-Jun-2022	--
Comments:	The Government has submitted for the Bank's approval and verification of the 50 remaining CISCO plans.			

►PBC 8 Number of schools in eligible CISCOs that have increased the rate of promotion by 2 percentage point per year since 2018/2019 (Number, Outcome, 1,524,000.00, 0.00%)				
	Baseline	Actual (Previous)	Actual (Current)	2023
Value	0.00	0.00	0.00	9,690.00
Date	--	15-Dec-2021	21-Jun-2022	--
Comments:	Due to the delay in releasing funds to CISCO beneficiaries, the achievements concerning this indicator are reported as follows: Implementation underway with 1750 schools under the first 10 plans planned for 2022 Implementation of the rest of the plans for 9300 schools planned until 2023			



► PBC 9 Consulted and approved plan for deployment of recruited trained teachers 2018-2022 (Number, Output, 940,000.00, 50.00%)				
	Baseline	Actual (Previous)	Actual (Current)	2023
Value	0.00	1.00	1.00	0.00
Date	--	15-Dec-2021	21-Jun-2022	--

► PBC 10 Number of new trained teachers assigned in rural and remote areas (Number, Output, 3,760,000.00, 0.00%)				
	Baseline	Actual (Previous)	Actual (Current)	2023
Value	0.00	2,279.00	2,302.00	0.00
Date	--	15-Dec-2021	21-Jun-2022	--

► PBC 11 Development and validation of certification reference of school directors (Number, Output, 455,000.00, 0.00%)				
	Baseline	Actual (Previous)	Actual (Current)	2023
Value	0.00	0.00	0.00	0.00
Date	--	15-Dec-2021	21-Jun-2022	--
Comments:	Ongoing development of the certification reference system for primary school principals of the Ministry of National Education			

► PBC 12 Completion of legislative of VAE mechanisms for school directors profession (Number, Output, 405,000.00, 0.00%)				
	Baseline	Actual (Previous)	Actual (Current)	2023
Value	0.00	0.00	0.00	0.00
Date	--	15-Dec-2021	21-Jun-2022	--
Comments:	-Recruitment of international VAE consultants after signature of MOU with UNESCO -Design in progress of the technical device of the VAE for the principals of primary schools of the Ministry of National Education			





► PBC 13 Percentage of school directors trained via VAE in the selected disadvantaged regions (Percentage, Output, 1,246,005.00, 0.00%)				
---	--	--	--	--



	Baseline	Actual (Previous)	Actual (Current)	2023
Value	0.00	0.00	0.00	7.00
Date	--	15-Dec-2021	21-Jun-2022	--
Comments:	Due to the delay in the process of setting up the VAE mechanism and according to the realistic schedule, the training of the related school directors will be postponed to 2023			

Data on Financial Performance

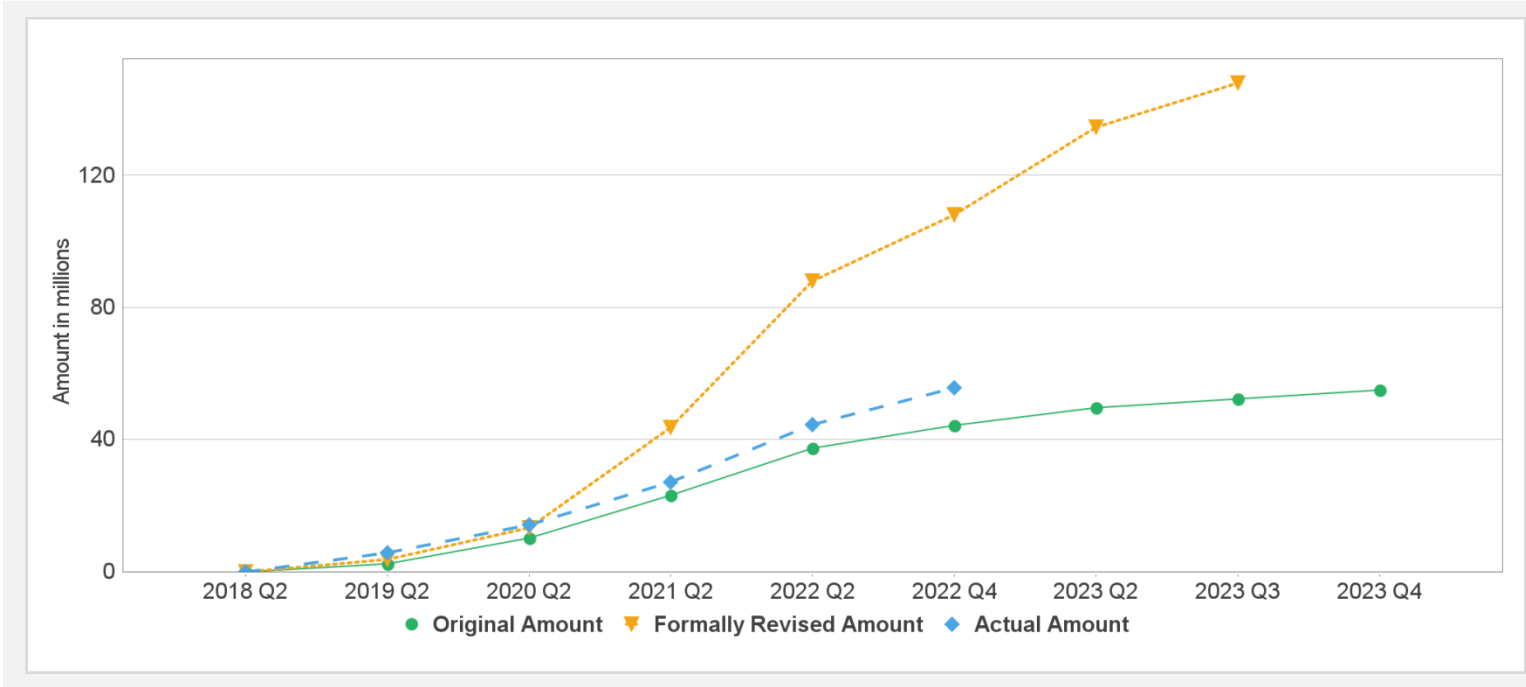
Disbursements (by loan)

Project	Loan/Credit/TF	Status	Currency	Original	Revised	Cancelled	Disbursed	Undisbursed	% Disbursed
P160442	IDA-62170	Effective	USD	55.00	55.00	0.00	25.22	26.77	 49%
P160442	TF-A7105	Effective	USD	45.70	45.70	0.00	19.68	26.02	 43%
P160442	TF-B3045	Effective	USD	14.75	14.75	0.00	10.81	3.94	 73%
P160442	TF-B5990	Effective	USD	9.60	9.60	0.00	0.00	9.60	 0%

Key Dates (by loan)

Project	Loan/Credit/TF	Status	Approval Date	Signing Date	Effectiveness Date	Orig. Closing Date	Rev. Closing Date
P160442	IDA-62170	Effective	29-Mar-2018	19-Apr-2018	13-Sep-2018	31-Dec-2022	31-Dec-2023
P160442	TF-A7105	Effective	29-Mar-2018	19-Apr-2018	13-Sep-2018	31-Dec-2022	31-Dec-2023
P160442	TF-B3045	Effective	29-Jun-2020	05-Aug-2020	13-Oct-2020	30-Nov-2021	30-Jun-2022
P160442	TF-B5990	Effective	23-Jun-2021	04-Aug-2021	04-Aug-2021	31-Dec-2023	31-Dec-2023

Cumulative Disbursements



Restructuring History

Level 2 Approved on 28-Nov-2021

Related Project(s)

P171938-Basic Education Support Project - Additional Financing ,P172051-Madagascar Basic Education Support Project-Additional Financing