



## Mozambique Conservation Areas for Biodiversity and Development - Phase 2 (P166802)

AFRICA EAST | Mozambique | Environment, Natural Resources & the Blue Economy Global Practice |  
IBRD/IDA | Investment Project Financing | FY 2019 | Seq No: 7 | ARCHIVED on 24-Dec-2021 | ISR49564 |

Implementing Agencies: Fundo Nacional de Desenvolvimento Sustentavel (National Sustainable Development Fund), Ministry of Economy and Finance

## Key Dates

### Key Project Dates

Bank Approval Date: 20-Sep-2018

Effectiveness Date: 21-Dec-2018

Planned Mid Term Review Date: 23-May-2022

Actual Mid-Term Review Date:

Original Closing Date: 30-Nov-2023

Revised Closing Date: 30-Nov-2024

## Project Development Objectives

Project Development Objective (from Project Appraisal Document)

To improve management of target conservation area landscapes and enhance the living conditions of communities in and around these conservation areas.

Has the Project Development Objective been changed since Board Approval of the Project Objective?

No

## Components Table

Name

Component 1: Strengthening Capacity and Financial Sustainability of National Conservation Institutions:(Cost \$29821510.00 M)

Component 2: Improving Conservation Areas Management in target landscapes:(Cost \$22375000.00 M)

Component 3: Promoting conservation-compatible rural development and integrated landscape management in target landscapes:(Cost \$21419266.00 M)

Component 4: Component 4: Contingency Emergency Response

## Overall Ratings

Name	Previous Rating	Current Rating
Progress towards achievement of PDO	<input type="checkbox"/> Moderately Satisfactory	<input type="checkbox"/> Moderately Satisfactory
Overall Implementation Progress (IP)	<input type="checkbox"/> Moderately Satisfactory	<input type="checkbox"/> Moderately Unsatisfactory
Overall Risk Rating	<input type="checkbox"/> Moderate	<input type="checkbox"/> Moderate

## Implementation Status and Key Decisions

Despite the mentioned delays, the project is progressing towards achievement of PDO. Key progress to date include:

### Component 1:

- The three Landscape Management Units (LMUs) of the National Sustainable Development Fund (FNDS) are fully operational in each of the project landscapes (Elephant Coast, Sussundenga, and Marromeu) and activities are ongoing.
- The consultant in charge of preparing the functional analysis of ANAC and the revision of its Strategic Plan 2015-2024 has been selected and will deliver a preliminary report to the Bank in February 2022.



- The Strategic Action Plan for Community Development in the three CAs is being prepared and the preliminary report will be shared with the Bank in December 2021.
- The MoUs between ANAC and the two co-managers of Chimanimani National Park (with Flora and Fauna International) and Marromeu Reserve (with Gorongosa Restoration Project) are under implementation, contributing to joint planning and implementation of CA activities. The long-term agreements are expected to be developed and signed by 2022 AND 2023 respectively.
- The Management Boards for Chimanimani National Park and Marromeu National Reserve have been created and approved by the Council of Ministries, achieving an important project indicator. Maputo Special Reserve and Ponta do Ouro Partial Marine Reserve were re-categorized as Maputo National Park on December 7, and once formalities will be completed, ANAC will expedite the creation of its Management Board.
- The Program for Conservation Leadership in Mozambique (PLCM) currently has a total of 141 beneficiaries of which 35% are women, including for research grants and internships at CAs and central level. The PLCM has an independent and functioning multi-sectoral steering committee. A training needs assessment for staff in the CA system, conducted by the Southern Africa Wildlife College (SAWC) has been carried out successfully, and its report and recommendations will be shared in January 2022 to inform trainings to be supported under the PLCM.

**Component 2:**

- With support from ANAC and the Park's Administration, the Maputo Special Reserve and Ponta do Ouro Marine Partial Reserve have been declared Maputo National Park by the Council of Ministers on December 2, 2021.
- The Maputo Environmental Protected Area (APA), declared in 2019 and encompassing various land-uses in the Matatuine District, Inhaca Island, Maputo Special Reserve and Ponta de Ouro Marine Reserve, started the development of its Integrated Development Plan. A joint collaboration between the APA and the Maputo Special Reserve are leading to the definition of a dedicated community area for the sustainable use of wildlife.
- The environmental education program Educa+ is progressing with great success in the three project landscapes. 29 schools are part of the program, including about 12,000 students, 43% of which are females. 78 scholarships have been granted to girls through the program. 29 environmental clubs have been formed, and 16 girl clubs. The program is also demonstrating to be successful in improving CAs and communities collaboration, and communities are requesting an expansion of the program.
- Ecojobs program continues to provide support to beneficiaries and schools that are part of the environmental education and scholarship program for girls during COVID-19 that induced school closures, including provision of material for distance learning and mentoring for girls. The program benefitted 711 people so far, 227 of which are female. The program also contributed to improve communities' efforts in collaborating with CA management.
- The Gender Action Learning System (GALS), a household methodology to address gender imbalances at the household and community level, is being piloted on 378 households across the three CAs. However, inadequate training and capacity building delivered to ensure proper implementation of the methodology. Close follow-up and additional support has been agreed to help resolve the issue.
- The community action plans developed using the Social Assessment for Protected Areas (SAPA) methodology for each CA are under implementation in the three CAs.

**Component 3:**

- Two calls of Sustenta Bio Matching Grant mechanism have been concluded so far, with 9 Small and Emerging Commercial Entrepreneurs (known as *PECEs* in Portuguese - *Pequenos empreendedores comerciais emergentes*) and 1 Small and Medium Enterprise (SME) approved under the first call. The second call is on track, with 40 PECEs and 10 SMEs approved, exceeding the final goal of the project.
- The first call of Sustenta Emergência, in which 7 companies were selected, disbursed 80% of the approved amount to all 7 enterprises. The remaining amount will be devolved in support of Sustenta Emergencia e Turismo, which was rolled out in the three project landscapes, and received a higher than planned number of beneficiaries (32 enterprises).
- 47 PCR groups have been created in Marromeu (28) and Sussundenga (19) landscapes, involving 1,354 members, 58% of which are women - therefore exceeding the target goal for the project (36 groups 1,080 beneficiaries).
- 3,740ha of land have been identified in Sussundenga for restoration activities, involving both coffee production and native species, and a restoration plan has been developed. In December 2021, support has started for the development of coffee production in Sussundenga through two coffee companies. In Marromeu, circa 3000ha were identified for restoration, and a restoration plan is being developed (by December 2021), including the development of caju production. In the Elephant Coast landscape, a restoration strategy for the Licuati Forest Reserve is being finalized, and restoration activities started.
- Territorial planning in the three landscapes is also progressing. The Plano Especial de Ordenamento do Território (PEOT) for Matatuine, and the Plano Distrital de Uso da Terra (PDUT) in Sussundenga have been approved. The development of the PDUT for Marromeu is in progress since August 2021.
- The additional \$23 million from the GEF Sustainable Dryland Landscape Impact Program is effective, focusing on improving management of forests and degraded lands in the landscapes. An additional US\$2.5 million has also been channeled from the Swedish Development Cooperation to support COVID-response in CAs, focusing on economic recovery support for small and medium size tourism enterprises; promotion of community 'eco-job' creation programs in the three CAs; improvements for safe return to schools and distance learning and promotion of wildlife and habitat protection under BIOFUND's Emergency Fund.



**Risks**

**Systematic Operations Risk-rating Tool**

Risk Category	Rating at Approval	Previous Rating	Current Rating
Political and Governance	☐ Substantial	☐ Moderate	☐ Moderate
Macroeconomic	☐ Moderate	☐ Moderate	☐ Moderate
Sector Strategies and Policies	☐ Moderate	☐ Moderate	☐ Moderate
Technical Design of Project or Program	☐ Moderate	☐ Moderate	☐ Moderate
Institutional Capacity for Implementation and Sustainability	☐ Moderate	☐ Moderate	☐ Moderate
Fiduciary	☐ Moderate	☐ Substantial	☐ Substantial
Environment and Social	☐ Moderate	☐ Moderate	☐ Moderate
Stakeholders	☐ Low	☐ Low	☐ Low
Other	--	--	--
Overall	☐ Moderate	☐ Moderate	☐ Moderate

**Results**

**PDO Indicators by Objectives / Outcomes**

Management improvements of target conservation area landscapes				
▶ CAs with improved management effectiveness (Number, Custom)				
	Baseline	Actual (Previous)	Actual (Current)	End Target
Value	0.00	0.00	0.00	3.00
Date	28-Sep-2018	01-Jun-2021	03-Dec-2021	19-Jan-2024
Comments:	This indicator is on track. The end target is expected to be met in the Project's final year, since it will be achieved once all three CAs have increased their METT scores by 20%. All CAs have improved their METT scores since the last evaluation (done annually) and closed 2020 with increased scores. 2021 results will be computed in the beginning of 2022.			
☐ CAs with improved management effectiveness: Maputo Special Reserve (Number, Custom Breakdown)				
	Baseline	Actual (Previous)	Actual (Current)	End Target
Value	59.00	62.00	62.00	71.00
Date	28-Sep-2018	01-Jun-2021	03-Dec-2021	19-Jan-2024
☐ CAs with improved management effectiveness : Chimanimani CA (Number, Custom Breakdown)				



	Baseline	Actual (Previous)	Actual (Current)	End Target
Value	47.00	51.00	51.00	59.00
Date	28-Sep-2018	01-Jun-2021	03-Dec-2021	19-Jan-2024
<input type="checkbox"/> CAs with improved management effectiveness: Marromeu National Reserve (Number, Custom Breakdown)				
	Baseline	Actual (Previous)	Actual (Current)	End Target
Value	39.00	39.00	39.00	44.00
Date	28-Sep-2018	01-Jun-2021	03-Dec-2021	19-Jan-2024
<b>►</b> Species population maintenance, and/or increase (Yes/No, Custom)				
	Baseline	Actual (Previous)	Actual (Current)	End Target
Value	Yes	No	Yes	Yes
Date	28-Sep-2018	01-Jun-2021	03-Dec-2021	19-Jan-2024
Comments:	This indicator is on track. The 2020 annual target has been achieved in Maputo Special Reserve (MSR) and in Chimanimani National Park if we consider the revision of the Reedbook population baseline in MSR (from 2,600 to 1,922 individuals) – this revision will be officially adopted in the MTR. In Marromeu (2020), the Buffalo population increased and the Sable population is the same found in 2019, but it is below the baseline. CA’s teams are computing and finalizing 2021 results.			
<input type="checkbox"/> Key Species population maintenance, and/or increase: Maputo Special Reserve (1.Elephant, 2.Reedbuck, 3.Serranidae family) (Yes/No, Custom Breakdown)				
	Baseline	Actual (Previous)	Actual (Current)	End Target
Value	Yes	No	Yes	Yes
Date	28-Sep-2018	01-Jun-2021	03-Dec-2021	19-Jan-2024
<input type="checkbox"/> Key Species population maintenance, and/or increase. Chimanimani NP (1.Apalis chirindensis (Passerine Bird); 2.Olea Chimanimani (Olive shrub)) (Yes/No, Custom Breakdown)				
	Baseline	Actual (Previous)	Actual (Current)	End Target
Value	Yes	Yes	Yes	Yes
Date	28-Sep-2018	01-Jun-2021	03-Dec-2021	19-Jan-2024
<input type="checkbox"/> Key Species population maintenance, and/or increase. Marromeu NR (1. Buffalo, 2. Sable) (Yes/No, Custom Breakdown)				
	Baseline	Actual (Previous)	Actual (Current)	End Target
Value	Yes	No	Yes	Yes
Date	28-Sep-2018	01-Jun-2021	03-Dec-2021	19-Jan-2024



Living conditions of communities in and around target conservation area landscapes enhanced				
▶ Target landscapes with positive variation in local communities' perception of CAs' impact in wellbeing (Number, Custom)				
	Baseline	Actual (Previous)	Actual (Current)	End Target
Value	0.00	0.00	0.00	3.00
Date	28-Sep-2018	01-Jun-2021	03-Dec-2021	19-Jan-2024
Comments:	<p>Action Plans for each CA, including baselines and targets, have been developed, and monitoring of this indicator will now be possible accordingly. The baselines for Chimanimani and Maputo are 0 and in Marromeu -10. As planned, Chimanimani's action plan was reviewed in October. The expectation is to review Costa dos Elefantes and Marromeu's action plans until March 2022. Even with some delay in action plans revision the client team keep the overall schedule is maintained. In Sept 1st 2022 the interviewers training of will begin.</p> <p>In order to ensure that the PDO of improving livelihoods is thoroughly captured, the project (through FNDS) planned to start a qualitative report on livelihood improvement to highlight lessons learned and which will contribute to the project's decision making process. The report development is under analysis by the client.</p>			

**Intermediate Results Indicators by Components**

C1:Strengthen Capacity of National Conserv. Institutions & Financial Sustainability of the CA system				
▶ People trained by the Conservation Leadership Initiative (of which % of women) (Number, Custom)				
	Baseline	Actual (Previous)	Actual (Current)	End Target
Value	0.00	109.00	141.00	445.00
Date	28-Sep-2018	01-Jun-2021	03-Dec-2021	19-Jan-2024
Comments:	<p>This indicator is on track, albeit with slower progress to achieve annual targets than expected due to COVID restrictions and its impact on the PLCM, as well as the delayed completion and implementation of a training plan for the CA system staff.</p>			
□ % of women trained by the Conservation Leadership Program (Number, Custom Breakdown)				
	Baseline	Actual (Previous)	Actual (Current)	End Target
Value	0.00	34.00	35.00	26.00
Date	28-Sep-2018	01-Jun-2021	03-Dec-2021	19-Jan-2024
▶ Electronic visa acquisition process piloted (Yes/No, Custom)				
	Baseline	Actual (Previous)	Actual (Current)	End Target
Value	No	No	No	Yes
Date	28-Sep-2018	01-Jun-2021	03-Dec-2021	19-Jan-2024



Comments:	This indicator has not yet shown progress, due to overall delays in the activity. The final target is not expected to be achieved until 2023.			
<b>► Co-Management Agreements in target CAs signed by the relevant authority (Number, Custom)</b>				
	Baseline	Actual (Previous)	Actual (Current)	End Target
Value	1.00	1.00	1.00	3.00
Date	28-Sep-2018	01-Jun-2021	03-Dec-2021	19-Jan-2024
Comments:	This indicator is on track and not expected to be achieved until 2022. The MoUs to initiate co-management arrangements in Chimanimani National Reserve (with Flora and Fauna International) and Marromeu National Reserve (with Gorongosa Restoration Project) have been signed and it's expected that the full-fledged agreements will be signed by 2022.			
<b>► Amount of non-IDA funds disbursed by BIOFUND for operation costs in the CA Network (of which amount disbursed to the three target CAs) (Amount(USD), Custom)</b>				
	Baseline	Actual (Previous)	Actual (Current)	End Target
Value	0.00	2,712,448.00	4,673.70	2,000,000.00
Date	28-Sep-2018	01-Jun-2021	03-Dec-2021	19-Jan-2024
Comments:	The end target was achieved. It will be revised during the MTR.			
<b>☐ Amount of non-IDA funds disbursed by BIOFUND to the three target CAs for operation costs, out of the total (Amount(USD), Custom Breakdown)</b>				
	Baseline	Actual (Previous)	Actual (Current)	End Target
Value	0.00	403,581.00	434,813.00	300,000.00
Date	28-Sep-2018	01-Jun-2021	03-Dec-2021	19-Jan-2024
<b>☐ Amount of non-IDA funds disbursed by BIOFUND for sustainable dryland management in CAs (Amount(USD)) (Amount(USD), Custom Supplement)</b>				
	Baseline	Actual (Previous)	Actual (Current)	End Target
Value	0.00	0.00	0.00	900,000.00
<b>► Increase of Endowment Fund through non-GEF Funds (Amount(USD), Custom)</b>				
	Baseline	Actual (Previous)	Actual (Current)	End Target
Value	0.00	0.00	0.00	5,000,000.00
Date	02-Mar-2020	01-Jun-2021	03-Dec-2021	30-Nov-2023
Comments:	This is an indicator added to reflect the GEF financed activities, which just became effective.			



C2: Improving Conservation Areas Management in target landscapes				
► CAs' Management Councils functional (Number, Custom)				
	Baseline	Actual (Previous)	Actual (Current)	End Target
Value	0.00	0.00	0.00	3.00
Date	28-Sep-2018	01-Jun-2021	03-Dec-2021	19-Jan-2024
Comments:	<p>This indicator is still on track. The first intermediate target of 2 CA Management Councils functional (out of 3 CAs) is due until end of 2021. The status per landscape is as follows:                      Maputo Special Reserve and Ponta de Ouro Partial Marine Reserve: Two meetings were held in 2019, while no meeting took place in 2020 due to COVID-19. One informal meeting was held in 2021, but it was not computed for the indicator's result. An official one is expected until the end of the year (2021).                      Chimanimani National Park: The process for legal establishment was approved by the Council of Ministers. However, it still need oficial publication. One meeting each was held in 2019 and 2020 respectively. The expected meeting for July 2021 was postponed to be held by the end of the year.                      Marromeu National Reserve: The process for legal establishment was approved by the Council of Ministers. However, it still need oficial publication. No meeting for the Council for 2021 is yet planned.</p>			
► Target landscapes with basic infrastructure established under the project (Number, Custom)				
	Baseline	Actual (Previous)	Actual (Current)	End Target
Value	0.00	0.00	0.00	3.00
Date	28-Sep-2018	01-Jun-2021	03-Dec-2021	19-Jan-2024
Comments:	<p>The monitoring method was updated since the last mission to better reflect the actual infrastructure status and will be reviewed in the project MTR. The main change included that the percentage distribution for each step within the infrastructure process (from the procurement process to the end of the construction) changed as follows: from 50% to 30% for the phase until consignment of material; and the rest of the process until completion from 50% to 70%. Based on this new method, Maputo Special Reserve is currently at 33% (47% with the old method), Chimanimani at 20% (35% with the old method) and Marromeu at 4% (6% with the old method). A CA will only fulfill the indicator of number 1, once they reach 100%.                      This indicator is therefore expected to be achieved fully towards the end of the project.</p>			
► New private tourism concessions (Number, Custom)				
	Baseline	Actual (Previous)	Actual (Current)	End Target
Value	0.00	0.00	0.00	4.00
Date	28-Sep-2018	01-Jun-2021	03-Dec-2021	19-Jan-2024
Comments:	<p>The indicator risks delays in reaching its intermediate target of having two new tourism concessions established in Maputo Special Reserve (MSR) by the end of 2021, as the tender processes are taking longer than expected due to COVID-19. Progress in Chimanimani has been delayed since project started, first due to cyclone Idai and now COVID-19. One of the tourism concessions for Maputo (Membene) is in final stages of negotiation with the selected operator and is expected to be finalized by the next ISR, while the second concession in Maputo (Xinguti) will need to be re-launched in coming months. The concession in Chimanimani was expected to be launched by September 2021, but it is delayed. The expectation is to be launched in 2022 1st quarter.</p>			



<input type="checkbox"/> New private tourism concessions: Elephant Coast CA (Number, Custom Breakdown)				
	Baseline	Actual (Previous)	Actual (Current)	End Target
Value	0.00	0.00	0.00	3.00
Date	28-Sep-2018	01-Jun-2021	03-Dec-2021	19-Jan-2024
<input type="checkbox"/> New private tourism concessions: Chimanimani NR (Number, Custom Breakdown)				
	Baseline	Actual (Previous)	Actual (Current)	End Target
Value	0.00	0.00	0.00	1.00
Date	28-Sep-2018	01-Jun-2021	03-Dec-2021	19-Jan-2024
<b>►</b> Number of Environmental and/or girl clubs created in target landscapes (Number, Custom)				
	Baseline	Actual (Previous)	Actual (Current)	End Target
Value	0.00	0.00	0.00	27.00
Date	28-Sep-2018	01-Jun-2021	03-Dec-2021	19-Jan-2024
Comments:	<p>Progress towards the target is on track. A total of 34 clubs have been established of which 29 Environmental Clubs and 5 Girls' clubs (9 in Marromeu; 11 in Maputo and 9 in Chimanimani). These clubs however don't yet meet the criteria for being 'functional' due to COVID-19 constraints. The criteria for girl's clubs are; (a) that the club meets for at least 10 hours a week; (b) has at least 2 Promoters; (c) There are Godmothers who accompany the girls. An Environmental Club is considered to be functional when (a) it meets for at least 20% of the local curriculum time, (b) It has at least 2 teachers dedicated to it, (c) It has a defined curriculum to be addressed.</p>			
<input type="checkbox"/> Number of Environmental and/or girl clubs created in: Elephant Coast CA (Number, Custom Breakdown)				
	Baseline	Actual (Previous)	Actual (Current)	End Target
Value	0.00	0.00	0.00	9.00
Date	28-Sep-2018	01-Jun-2021	03-Dec-2021	19-Jan-2024
<input type="checkbox"/> Number of Environmental and/or girl clubs created in: Chimanimani CA (Number, Custom Breakdown)				
	Baseline	Actual (Previous)	Actual (Current)	End Target
Value	0.00	0.00	0.00	9.00
Date	28-Sep-2018	01-Jun-2021	03-Dec-2021	19-Jan-2024
<input type="checkbox"/> Number of Environmental and/or girl clubs created in: Marromeu Complex (Number, Custom Breakdown)				
	Baseline	Actual (Previous)	Actual (Current)	End Target
Value	0.00	0.00	0.00	9.00
Date	28-Sep-2018	01-Jun-2021	03-Dec-2021	19-Jan-2024





▶ Number of community management plans implemented (Number, Custom)				
	Baseline	Actual (Previous)	Actual (Current)	End Target
Value	0.00	0.00	0.00	6.00
Date	02-Mar-2020	01-Jun-2021	03-Dec-2021	30-Nov-2023
Comments:	This is an indicator added to reflect the GEF financed activities. Results towards this indicator will be included in subsequent ISRs once activities are underway.			

C3: Promoting conservation-compatible rural dev.&integrated landscape management in target landscape				
▶ Grievances registered related to delivery of project benefits effectively addressed (Percentage, Custom)				
	Baseline	Actual (Previous)	Actual (Current)	End Target
Value	0.00	67.00	71.00	90.00
Date	28-Sep-2018	01-Jun-2021	03-Dec-2021	19-Jan-2024
Comments:	The MDR platform is under revision to better reflect the number of occurrences and the actual addressed percentage.			
☐ Grievances registered related to delivery of project benefits effectively addressed, disaggregated: Elephant Coast CA (Percentage, Custom Breakdown)				
	Baseline	Actual (Previous)	Actual (Current)	End Target
Value	0.00	100.00	25.00	90.00
Date	28-Sep-2018	01-Jun-2021	03-Dec-2021	19-Jan-2024
☐ Grievances registered related to delivery of project benefits effectively addressed, disaggregated: Chimanimani CA (Percentage, Custom Breakdown)				
	Baseline	Actual (Previous)	Actual (Current)	End Target
Value	0.00	67.00	100.00	90.00
Date	28-Sep-2018	01-Jun-2021	03-Dec-2021	19-Jan-2024
☐ Grievances registered related to delivery of project benefits effectively addressed, disaggregated: Marromeu Complex (Percentage, Custom Breakdown)				
	Baseline	Actual (Previous)	Actual (Current)	End Target
Value	0.00	33.00	87.00	90.00
Date	28-Sep-2018	01-Jun-2021	03-Dec-2021	19-Jan-2024
▶ Participants in Rotating Saving and Credit Scheme cycles (Number, Custom)				
	Baseline	Actual (Previous)	Actual (Current)	End Target



Value	0.00	1,147.00	1,354.00	1,080.00
Date	28-Sep-2018	01-Jun-2021	03-Dec-2021	19-Jan-2024
Comments:	This indicator has been exceeded. Its end target will be reviewed in the MTR.			
<b>► Number of conservation-compatible businesses under implementation (Number, Custom)</b>				
	Baseline	Actual (Previous)	Actual (Current)	End Target
Value	0.00	15.00	25.00	36.00
Date	28-Sep-2018	01-Jun-2021	03-Dec-2021	19-Jan-2024
Comments:	This indicator is on track and is expected to exceed the final project target by next mission, given the pipeline of more than 40 approved beneficiaries under Sustenta Bio and Sustenta Emergencia.			
<b>► Rural households integrated into conservation-compatible value chains in targeted landscapes (Number, Custom)</b>				
	Baseline	Actual (Previous)	Actual (Current)	End Target
Value	0.00	105.00	148.00	3,000.00
Date	28-Sep-2018	01-Jun-2021	03-Dec-2021	19-Jan-2024
Comments:	This indicator is on track. Based on the approved beneficiaries, the amount of households is expected to increase to at least 2700 households by next mission.			
<input type="checkbox"/> Rural households integrated into conservation-compatible value chains in Elephant Coast CA (Number, Custom Breakdown)				
	Baseline	Actual (Previous)	Actual (Current)	End Target
Value	0.00	97.00	139.00	1,000.00
Date	28-Sep-2018	01-Jun-2021	03-Dec-2021	19-Jan-2024
<input type="checkbox"/> Rural households integrated into conservation-compatible value chains in Chimanimani CA (Number, Custom Breakdown)				
	Baseline	Actual (Previous)	Actual (Current)	End Target
Value	0.00	8.00	9.00	1,000.00
Date	28-Sep-2018	01-Jun-2021	03-Dec-2021	19-Jan-2024
<input type="checkbox"/> Rural households integrated into conservation-compatible value chains in Marromeu Complex (Number, Custom Breakdown)				
	Baseline	Actual (Previous)	Actual (Current)	End Target
Value	0.00	0.00	0.00	1,000.00
Date	28-Sep-2018	01-Jun-2021	03-Dec-2021	19-Jan-2024
<b>► Share of women participants in Rotating Saving and Credit Scheme cycles (Percentage, Custom)</b>				



	Baseline	Actual (Previous)	Actual (Current)	End Target
Value	0.00	56.00	59.00	60.00
Date	28-Sep-2018	01-Jun-2021	03-Dec-2021	19-Jan-2024
Comments:	Progress towards the target is on track, since women currently represent 59% of beneficiaries.			
<b>► Share of conservation-compatible businesses under implementation led by women (Percentage, Custom)</b>				
	Baseline	Actual (Previous)	Actual (Current)	End Target
Value	0.00	13.00	12.00	30.00
Date	28-Sep-2018	01-Jun-2021	03-Dec-2021	19-Jan-2024
Comments:	In the Elephant Coast Landscape: 7 PMEs, of which 1 with 75% women in management positions approved and started. In Chimanimani: 8 PECEs were approved, of which 1 woman. No results for Marromeu.			
<b>► Share of rural households integrated into conservation-compatible value chains, headed by women (Percentage, Custom)</b>				
	Baseline	Actual (Previous)	Actual (Current)	End Target
Value	0.00	35.00	34.00	30.00
Date	28-Sep-2018	01-Jun-2021	03-Dec-2021	19-Jan-2024
Comments:	This result pertains to the business plans that are already being financed. Yet as mentioned in a previous indicator, the number of households integrated into value chains is still being verified and will increase.			
<b>► Area restored (Hectare(Ha), Custom)</b>				
	Baseline	Actual (Previous)	Actual (Current)	End Target
Value	0.00	0.00	0.00	6,700.00
Date	02-Mar-2020	01-Jun-2021	03-Dec-2021	30-Nov-2023
Comments:	This is an indicator added to reflect the GEF financed activities. Results towards this indicator will be included in subsequent ISRs, when the restoration work in the CAs start.			
<b>► Area of landscapes under improved practices (excluding protected areas) (Hectare(Ha), Custom)</b>				
	Baseline	Actual (Previous)	Actual (Current)	End Target
Value	0.00	0.00	0.00	520,000.00
Date	02-Mar-2020	01-Jun-2021	03-Dec-2021	30-Nov-2023
Comments:	This is an indicator added to reflect the GEF financed activities. Results towards this indicator will be included in subsequent ISRs.			






► Emissions avoided from reduced deforestation (Metric tons/year, Custom)				
	Baseline	Actual (Previous)	Actual (Current)	End Target
Value	0.00	0.00	0.00	542,262.00
Date	02-Mar-2020	01-Jun-2021	03-Dec-2021	30-Nov-2023
Comments:	This is an indicator added to reflect the GEF financed activities. Results towards this indicator will be included in subsequent ISRs.			
► Number of beneficiaries aggregated by gender (Number, Custom)				
	Baseline	Actual (Previous)	Actual (Current)	End Target
Value	0.00	1,147.00	4,244.00	35,000.00
Date	02-Mar-2020	01-Jun-2021	03-Dec-2021	30-Nov-2023
Comments:	This indicator is on track yet will be updated until the next ISR to properly reflect all beneficiaries under activities financed by IDA, MDTF and GEF - namely direct beneficiaries in value chain development (Sustenta Bio and Emergencia), participants in PCRs and their facilitators, workers in eco-jobs and members of the Environmental and Girls Clubs and the PLCM. Currently, 57% of beneficiaries are women.			

## Performance-Based Conditions

### Data on Financial Performance

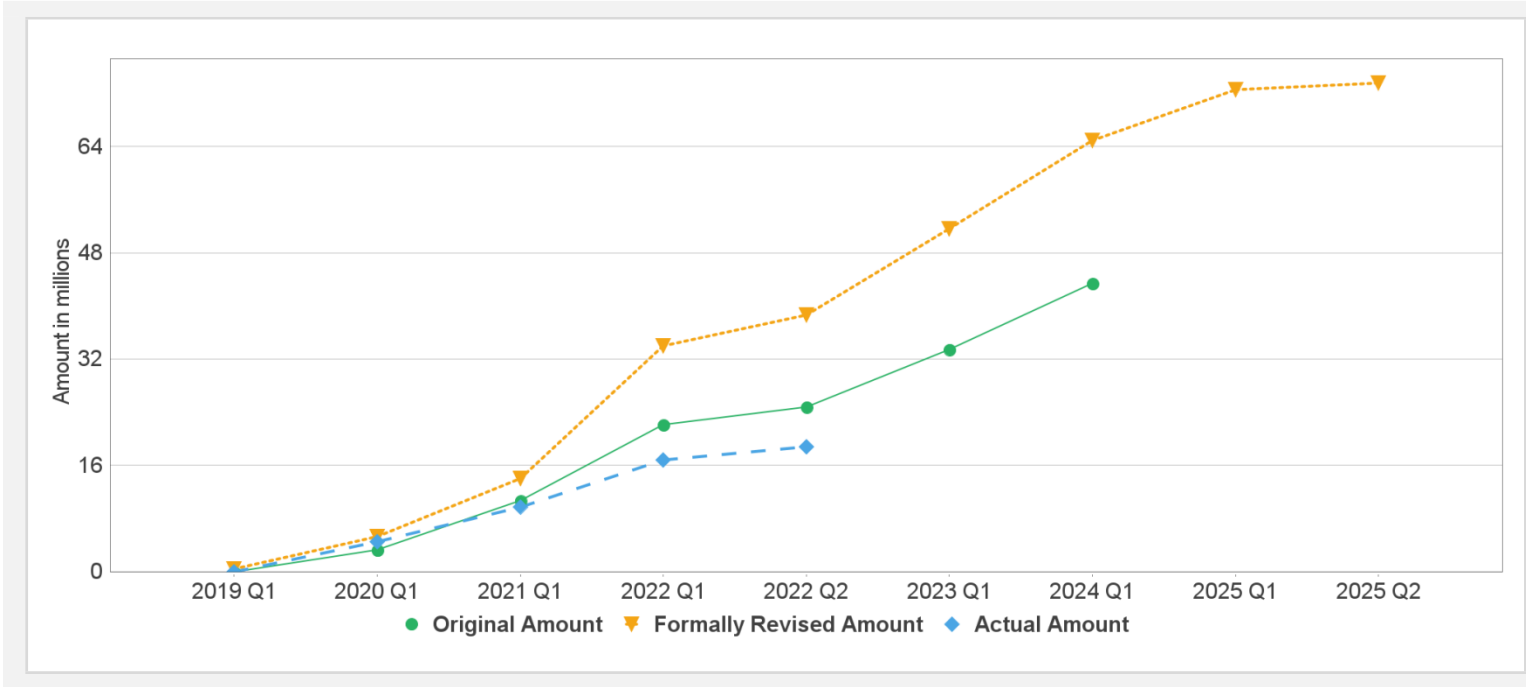
#### Disbursements (by loan)

Project	Loan/Credit/TF	Status	Currency	Original	Revised	Cancelled	Disbursed	Undisbursed	% Disbursed
P166802	IDA-D3720	Effective	USD	45.00	45.00	0.00	16.91	28.12	 38%
P172777	TF-B4075	Effective	USD	23.12	23.12	0.00	15.69	7.43	 68%
P166802	TF-B4664	Effective	USD	2.50	2.50	0.00	1.88	0.62	 75%

#### Key Dates (by loan)

Project	Loan/Credit/TF	Status	Approval Date	Signing Date	Effectiveness Date	Orig. Closing Date	Rev. Closing Date
P166802	IDA-D3720	Effective	20-Sep-2018	27-Sep-2018	21-Dec-2018	30-Nov-2023	30-Nov-2024
P172777	TF-B4075	Effective	08-Oct-2020	16-Oct-2020	05-Feb-2021	30-Nov-2024	30-Nov-2024
P166802	TF-B4664	Effective	22-Feb-2021	22-Feb-2021	20-May-2021	30-Jun-2021	30-Jun-2022

### Cumulative Disbursements



**PBC Disbursement**

PBC ID	PBC Type	Description	Coc	PBC Amount	Achievement Status	Disbursed amount in Coc	Disbursement % for PBC
--------	----------	-------------	-----	------------	--------------------	-------------------------	------------------------

**Restructuring History**

Level 2 Approved on 24-Jun-2021

**Related Project(s)**

P172777-Conservation Areas for Biodiversity and Development