



Uganda Support to Municipal Infrastructure Development Program (P117876)

AFRICA EAST | Uganda | Urban, Resilience and Land Global Practice | Requesting Unit: AECE2 | Responsible Unit: SAEU3  
IBRD/IDA | Program-for-Results Financing | FY 2013 | Team Leader(s): Martin Onyach-Olaa, John Stephen Ajalu

Seq No: 18 | ARCHIVED on 19-Nov-2021 | ISR49095 | Created by: Martin Onyach-Olaa on 11-Nov-2021 | Modified by: Martin Onyach-Olaa on 11-Nov-2021

**Program Development Objectives**

Program Development Objective (from Program Appraisal Document)

To enhance institutional capacity of selected municipalities to address urban service delivery gaps

**Overall Ratings**

Name	Previous Rating	Current Rating
Progress towards achievement of PDO	☐ Satisfactory	☐ Satisfactory
Overall Implementation Progress (IP)	☐ Moderately Satisfactory	☐ Moderately Satisfactory

**Implementation Status and Key Decisions**

The original USMID Program has fully disbursed the total credit of US\$150 million (SDR 97.4 million), and the PDO achieved. The USMID Additional Financing (AF) of US\$360 million was approved by Board in May 15, 2018, signed on February 25, 2019 and declared effective on May 11, 2019. Out of the total Program funding of US\$360 million (SDR231.70 million), cumulative total disbursement now stands at US\$ 247.97 million representing 69 percent of the total additional funding. All the designs of prioritized infrastructures have been completed in the packaged seven clusters (covering 22 Cities/MCs) with all the contractors and consultants on board. All 11 Refugee Host Districts (RHDs) have prioritized infrastructure sub-projects and two engineering firms procured to prepare feasibility studies, engineering designs, ESIA's, RAPs and tender documents for the 11 RHDs in two clusters. By end of June, 2021, the feasibility studies and draft designs for the priority sub-projects were finalized. A total of 800 kms of roads will be rehabilitated in these 11 RHDs of which 765 kms will be first class marram, while 35 kms within town councils will be upgraded to surface dressing.

**Data on Financial Performance**

**Disbursements (by loan)**
















Project	Loan/Credit/TF	Status	Currency	Original	Revised	Cancelled	Disbursed	Undisbursed	% Disbursed
P117876	IDA-52230	Effective	USD	150.00	150.00	0.00	138.14	0.02	100%
P117876	IDA-62330	Effective	USD	335.00	335.00	0.00	232.18	94.30	71%
P117876	IDA-D3100	Effective	USD	25.00	25.00	0.00	15.79	8.69	64%
P117876	TF-13021	Closed	USD	0.89	0.79	0.10	0.79	0.00	100%
P117876	TF-99697	Closed	USD	0.55	0.45	0.10	0.45	0.00	100%

**Key Dates (by loan)**



Project	Loan/Credit/TF	Status	Approval Date	Signing Date	Effectiveness Date	Orig. Closing Date	Rev. Closing Date
P117876	IDA-52230	Effective	28-Mar-2013	22-May-2013	04-Sep-2013	31-Dec-2018	31-Dec-2023
P117876	IDA-62330	Effective	15-May-2018	25-Feb-2019	11-Apr-2019	31-Dec-2023	31-Dec-2023
P117876	IDA-D3100	Effective	15-May-2018	25-Feb-2019	11-Apr-2019	31-Dec-2023	31-Dec-2023
P117876	TF-13021	Closed	24-May-2013	24-May-2013	11-Jul-2013	30-Jun-2014	31-Dec-2014
P117876	TF-99697	Closed	14-Sep-2011	30-Sep-2011	30-Sep-2011	31-Dec-2013	31-Dec-2013

### DLI Disbursement

DLI ID	DLI Type	Description	Coc	DLI Amount	Achievement Status	Disbursed amount in Coc	Disbursement % for DLI
<b>Loan: IDA52230-001</b>							
1	Regular	LGs have met all PMCs	XDR	18,000,000.00	Fully Achieved	18,000,000.00	 100 %
2	Regular	LGs have strengthened Inst Perf	XDR	37,492,343.00	Fully Achieved	37,492,343.00	 100 %
3	Regular	LGS have implemented IAPs	XDR	19,457,657.00	Partially Achieved	19,445,762.19	 100 %
4	Regular	LGS have implemented CBPs	XDR	6,400,000.00	Partially Achieved	6,400,000.00	 100 %
5	Regular	Capacity building executed for LGs	XDR	8,350,000.00	Fully Achieved	8,350,000.00	 100 %
6	Regular	LGs with Town Clerks in place	XDR	4,000,000.00	Fully Achieved	3,999,999.98	 100 %
7	Regular	LGs with Functional IFMS systems	XDR	3,700,000.00	Partially Achieved	3,700,000.00	 100 %
<b>Loan: IDA62330-001</b>							
1	Regular	Prog LGs met all PMCs as Ass by APA	XDR	41,500,000.00	Partially Achieved	29,983,752.86	 72 %
2	Regular	Prog LGs strengthnd Inst Perf in 7 areas	XDR	76,075,000.00	Partially Achieved	53,871,879.73	 71 %
3	Regular	Prog LGs Impl infras Act Plans and Maint	XDR	51,875,000.00	Partially Achieved	38,382,011.82	 74 %
4	Regular	Prog LGs has implemented ISPs	XDR	6,920,000.00	Partially Achieved	5,187,499.96	 75 %
5	Regular	MoLHUD exec PIPs for LGs	XDR	25,590,000.00	Partially Achieved	15,958,170.94	 62 %
6	Regular	Prog LGs with Town Clerks in Place	XDR	5,535,000.00	Partially Achieved	3,565,666.00	 64 %
7	Regular	Res PhysPln, LandTen sec Infr devt refu	XDR	3,180,000.00	Partially Achieved	2,070,000.16	 65 %
8	Regular	Res pln & Inf Inv in LGs hosting Ref	XDR	21,025,000.00	Partially Achieved	16,392,204.00	 78 %



Loan: IDAD3100-001

7	Regular	Res PhysPln, LandTen sec Infr devt refu	XDR	6,920,000.00	Partially Achieved	3,101,467.96	<div style="width: 45%; background-color: #28a745;"></div>	45 %
8	Regular	Res pln & Inf Inv in LGs hosting Ref	XDR	10,380,000.00	Partially Achieved	8,088,551.65	<div style="width: 78%; background-color: #28a745;"></div>	78 %

Program Action Plan

<b>Action Description</b>	The MoLHUD shall prepare and adopt, not later than March 31 of each Fiscal Year (“FY”) during the implementation of the Program, a Capacity Building Plan (“CBP”) specifying activities to be carried out during said FY, and implement the said CBP.				
<b>Source</b>	<b>DLI#</b>	<b>Responsibility</b>	<b>Timing</b>	<b>Timing Value</b>	<b>Status</b>
		Client	Recurrent	Yearly	Completed
<b>Completion Measurement</b>					
<b>Comments</b>					

<b>Action Description</b>	The Recipient, not later than one month prior to the mid-term review, furnish to the Association for comments, a report, in such detail on the progress of the Program, and giving details of the various matters to be discussed at such review.				
<b>Source</b>	<b>DLI#</b>	<b>Responsibility</b>	<b>Timing</b>	<b>Timing Value</b>	<b>Status</b>
		Client	Due Date	22-Jul-2016	Completed
<b>Completion Measurement</b>					
<b>Comments</b>					

<b>Action Description</b>	Each Fiscal Year beginning FY2016: (a) carry out, a VFM audit under DLI#3 and furnish said audit to IDA not later than six months after the end of the FY of the audit; and (b) take into account the audit findings in the Annual Performance Assessment				
<b>Source</b>	<b>DLI#</b>	<b>Responsibility</b>	<b>Timing</b>	<b>Timing Value</b>	<b>Status</b>
		Client	Recurrent	Yearly	Completed
<b>Completion Measurement</b>					
<b>Comments</b>					

<b>Action Description</b>	Each FY beginning FY2013: (a) carry out an audit of contracts procured in the preceding FY and furnish the said audit to IDA not later than six months after the end of the FY, and (b) take into account the audit findings in the APA for that FY.				
<b>Source</b>	<b>DLI#</b>	<b>Responsibility</b>	<b>Timing</b>	<b>Timing Value</b>	<b>Status</b>



		Client	Recurrent	Yearly	Completed
<b>Completion Measurement</b>					
<b>Comments</b>					

<b>Action Description</b>	Each FY carry out an Annual Performance Assessment (“APA”) of participating Program LGs, covering the previous Fiscal Year (“FY”), and furnish IDA the said APA, not later than six (6) months after the end of said FY.				
<b>Source</b>	<b>DLI#</b>	<b>Responsibility</b>	<b>Timing</b>	<b>Timing Value</b>	<b>Status</b>
		Client	Recurrent	Yearly	Completed
<b>Completion Measurement</b>					
<b>Comments</b>					

## Risks

### Systematic Operations Risk-rating Tool

Risk Category	Rating at Approval	Previous Rating	Current Rating
Political and Governance	--	<input type="checkbox"/> Substantial	<input type="checkbox"/> Substantial
Macroeconomic	--	<input type="checkbox"/> Low	<input type="checkbox"/> Low
Sector Strategies and Policies	--	<input type="checkbox"/> Moderate	<input type="checkbox"/> Moderate
Technical Design of Project or Program	--	<input type="checkbox"/> Low	<input type="checkbox"/> Low
Institutional Capacity for Implementation and Sustainability	--	<input type="checkbox"/> Substantial	<input type="checkbox"/> Substantial
Fiduciary	--	<input type="checkbox"/> Moderate	<input type="checkbox"/> Moderate
Environment and Social	--	<input type="checkbox"/> Moderate	<input type="checkbox"/> Moderate
Stakeholders	--	<input type="checkbox"/> Low	<input type="checkbox"/> Low
Other	--	--	--
Overall	--	<input type="checkbox"/> Moderate	<input type="checkbox"/> Moderate

## Results

### PDO Indicators by Objectives / Outcomes

Indicator One: By EOP, x% of MCs which have improved the fiduciary, safeguards and urban planning pr

► Average annual performance score of participating LGs in the seven thematic areas as assessed by the independent annual performance assessment (Percentage, Custom)



	Baseline	Actual (Previous)	Actual (Current)	End Target
Value	60.00	69.00	69.00	90.00
Date	29-Jun-2018	23-Apr-2021	09-Nov-2021	29-Dec-2023
Comments				
<b>Indicator Two: Percentage of total planned infrastructure completed by participating municipalities.</b>				
▶ Indicator Two: Percentage of total planned infrastructure completed by participating municipalities. (Percentage, Custom)				
	Baseline	Actual (Previous)	Actual (Current)	End Target
Value	0.00	75.24	75.24	90.00
Date	12-Dec-2012	26-Oct-2018	26-Oct-2018	31-Dec-2018
Comments				
▶ Local infrastructure targets as set out in the annual work plans delivered by municipal LGs utilizing the Program funds. (Percentage, Custom)				
	Baseline	Actual (Previous)	Actual (Current)	End Target
Value	60.00	92.00	92.00	85.00
Date	29-Jun-2018	23-Oct-2020	09-Nov-2021	29-Dec-2023
Comments				
<b>Indicator Three: Number of project beneficiaries of which x% female</b>				
▶ Indicator Three: Number of project beneficiaries of which x% female (Text, Custom)				
	Baseline	Actual (Previous)	Actual (Current)	End Target
Value	1,066,000	1,250,600	1,250,600	1,360,516
Date	12-Dec-2012	26-Oct-2018	26-Oct-2018	31-Dec-2018
Comments				
▶ Direct Program beneficiaries (number), of which female (percentage) (Number, Custom)				
	Baseline	Actual (Previous)	Actual (Current)	End Target
Value	0.00	2,551,300.00	2,551,300.00	3,500,000.00
Date	29-Jun-2018	23-Apr-2021	09-Nov-2021	29-Dec-2023
Comments				

#### Intermediate Results Indicators by Results Areas



## Intermediate Result indicator One: Roads, street lights and drainage rehabilitated

## ► Intermediate Result indicator One: Roads, street lights and drainage rehabilitated (Kilometers, Custom)

	Baseline	Actual (Previous)	Actual (Current)	End Target
Value	0.00	78.00	78.00	73.00
Date	12-Dec-2012	26-Oct-2018	26-Oct-2018	31-Dec-2018

Comments

## ► Municipal roads built or rehabilitated with related infrastructure using urban LDG (Kilometers, Custom)

	Baseline	Actual (Previous)	Actual (Current)	End Target
Value	53.02	78.70	87.67	150.00
Date	29-Jun-2018	23-Apr-2021	09-Nov-2021	29-Dec-2023

Comments

## ► Municipal LGs with actual expenditures on O&amp;M more than 75% of the O&amp;M budgeted amount (Number, Custom)

	Baseline	Actual (Previous)	Actual (Current)	End Target
Value	6.00	18.00	18.00	22.00
Date	29-Jun-2018	23-Apr-2021	09-Nov-2021	29-Dec-2023

Comments

## ► Valuation Services strengthened by CGV office (Text, Custom)

	Baseline	Actual (Previous)	Actual (Current)	End Target
Value	PIP developed	PIP partially implemented	PIP partially implemented	PIP implemented
Date	29-Jun-2018	23-Apr-2021	09-Nov-2021	29-Dec-2023

Comments

## Intermediate Result indicator Two: Garbage collected and disposed

## ► Intermediate Result indicator Two: Garbage collected and disposed (Text, Custom)

	Baseline	Actual (Previous)	Actual (Current)	End Target
Value	668 tons (51%)	338,000 (65%)	338,000 (65%)	520,000.00
Date	12-Dec-2012	26-Oct-2018	26-Oct-2018	31-Dec-2018

Comments



► Garbage collected and disposed (Tones/year, Custom)				
	Baseline	Actual (Previous)	Actual (Current)	End Target
Value	520,000.00	215,742.00	373,870.00	750,000.00
Date	29-Jun-2018	23-Apr-2021	09-Nov-2021	29-Dec-2023
Comments				

Intermediate Result indicator Three: Establishment of bus parks, markets, parking lots				
► Municipal local economic infrastructure (bus parks, markets, parking lots etc) built or rehabilitated using the urban LDG. (Number, Custom)				
	Baseline	Actual (Previous)	Actual (Current)	End Target
Value	3.00	5.00	5.00	15.00
Date	29-Jun-2018	23-Apr-2021	09-Nov-2021	29-Dec-2023
Comments				
► Technical support by MoLHUD and implementation of the Program action plan to ensure achievement of Program results. (Percentage, Custom)				
	Baseline	Actual (Previous)	Actual (Current)	End Target
Value	0.00	86.00	86.00	90.00
Date	29-Jun-2018	23-Apr-2021	09-Nov-2021	29-Dec-2023
Comments				

Enhanced capacity of participating municipal LGs and MoLHUD in urban development and management				
► Intermediate Result Indicator Five: Municipal LGs with at least 10% annual increase in OSR (Number, (Number, Custom)				
	Baseline	Actual (Previous)	Actual (Current)	End Target
Value	0.00	11.00	11.00	14.00
Date	12-Dec-2012	26-Oct-2018	26-Oct-2018	31-Dec-2018
Comments				
► Intermediate Result Indicator Six: Municipal LGs with clean Audit Reports for previous year (Number, Custom)				
	Baseline	Actual (Previous)	Actual (Current)	End Target
Value	5.00	13.00	13.00	14.00
Date	12-Dec-2013	26-Oct-2018	26-Oct-2018	31-Dec-2018
Comments				



► Intermediate Result Indicator Seven: Municipal LGs with actual expenditures on O&M more than 75% of (Number, Custom)				
	Baseline	Actual (Previous)	Actual (Current)	End Target
Value	3.00	14.00	14.00	14.00
Date	12-Dec-2013	26-Oct-2018	26-Oct-2018	31-Dec-2018
Comments				
► Intermediate Result Indicator Eight: Technical support by MoLHUD and implementation of the Program (Percentage, Custom)				
	Baseline	Actual (Previous)	Actual (Current)	End Target
Value	0.00	94.20	94.20	90.00
Date	12-Dec-2013	26-Oct-2018	26-Oct-2018	31-Dec-2018
Comments				
► Intermediate Results Indicator Nine: Municipalities with functional IFMS system in place (Number, Cu (Number, Custom)				
	Baseline	Actual (Previous)	Actual (Current)	End Target
Value	2.00	14.00	14.00	14.00
Date	12-Dec-2013	26-Oct-2018	26-Oct-2018	31-Dec-2018
Comments				
► Municipal LGs with at least 10% annual increase in own source revenue (OSR) (Number, Custom)				
	Baseline	Actual (Previous)	Actual (Current)	End Target
Value	6.00	9.00	9.00	22.00
Date	29-Jun-2018	23-Apr-2021	09-Nov-2021	29-Dec-2023
Comments				
► Municipal LGs with clean audit reports for previous year (Number, Custom)				
	Baseline	Actual (Previous)	Actual (Current)	End Target
Value	8.00	20.00	20.00	22.00
Date	29-Jun-2018	23-Apr-2021	09-Nov-2021	29-Dec-2023
Comments				

Intermediate Result Indicator Four: Municipal LGs with qualified core staff				
► Intermediate Result Indicator Four: Municipal LGs with qualified core staff (Number, Custom)				





	Baseline	Actual (Previous)	Actual (Current)	End Target
Value	11.00	14.00	14.00	14.00
Date	12-Dec-2012	26-Oct-2018	26-Oct-2018	31-Dec-2018
Comments				

Municipal LGs with qualified core staff				
► Municipal LGs with qualified core staff (Number, Custom)				
	Baseline	Actual (Previous)	Actual (Current)	End Target
Value	14.00	22.00	22.00	22.00
Date	29-Jun-2018	23-Apr-2021	09-Nov-2021	29-Dec-2023
Comments				

#### Disbursement Linked Indicators

► DLI 1 DLI#1: Program LGs have met Minimum Conditions in Annual Performance Assessment (APA) - Total DLI#1 amount - US\$30m. (Outcome, 30,000,000.00, 85%)				
	Baseline	Actual (Previous)	Actual (Current)	FY 2016-2017
Value	0.00	85.37	85.37	--
Date	10-Dec-2012	26-Oct-2018	26-Oct-2018	--
Comments	Disbursement less than original allocation due to exchange loss between SDR and USD.			

► DLI 2 DLI#2: Program LGs have strengthened their institutional performances in seven thematic areas as scored by APA - Total DLI#2 amount- US\$58m (Outcome, 58,000,000.00, 92%)				
	Baseline	Actual (Previous)	Actual (Current)	FY 2016-2017
Value	0.00	91.92	91.92	--
Date	12-Oct-2012	26-Oct-2018	26-Oct-2018	--
Comments	Disbursement less than original allocation due to exchange loss between SDR and USD.			

► DLI 3 DLI#3: Program LGs have implemented their Infrastructure Action Plan utilizing Program financing as scored by the APA - Total DLI#3 amount - US\$38m (Intermediate Outcome, 38,000,000.00, 72%)				
	Baseline	Actual (Previous)	Actual (Current)	FY 2016-2017
Value	0.00	72.25	72.25	--



Date	12-Oct-2012	26-Oct-2018	26-Oct-2018	--
<b>Comments</b>	Disbursement less than original allocation due to exchange loss between SDR and USD.			

<b>► DLI 4 DLI#4: Program LGs have implemented their CBP utilizing Program financing as scored by the APA - Total DLI#4 amount - US\$10m (Intermediate Outcome, 10,000,000.00, 90%)</b>				
	Baseline	Actual (Previous)	Actual (Current)	FY 2016-2017
Value	0.00	90.31	90.31	--
Date	12-Oct-2012	26-Oct-2018	26-Oct-2018	--
<b>Comments</b>	Disbursement less than original allocation due to exchange loss between SDR and USD.			

<b>► DLI 5 DLI#5: MoLHUD has executed its CBP for Participating LGs - Total DLI#5 amount - US\$12m (Intermediate Outcome, 12,000,000.00, 98%)</b>				
	Baseline	Actual (Previous)	Actual (Current)	FY 2016-2017
Value	0.00	98.19	98.19	--
Date	12-Oct-2012	26-Oct-2018	26-Oct-2018	--
<b>Comments</b>	Disbursement less than original allocation due to exchange loss between SDR and USD.			

<b>► DLI 6 DLI#6: Program LGs with Town Clerks in Place - Total DLI#6 amount - US\$6m. (Intermediate Outcome, 6,000,000.00, 94%)</b>				
	Baseline	Actual (Previous)	Actual (Current)	FY 2016-2017
Value	78.00	94.07	94.07	--
Date	12-Dec-2012	26-Oct-2018	26-Oct-2018	--
<b>Comments</b>	Disbursement less than original allocation due to exchange loss between SDR and USD.			

<b>► DLI 7 DLI#7: Program LGs with functional IFMS in place - Total DLI#7 amount - US\$6m. (Intermediate Outcome, 6,000,000.00, 87%)</b>				
	Baseline	Actual (Previous)	Actual (Current)	FY 2016-2017
Value	2.00	87.01	87.01	--
Date	12-Dec-2012	26-Oct-2018	26-Oct-2018	--
<b>Comments</b>	Disbursement less than original allocation due to exchange loss between SDR and USD.			