



Coastal Embankment Improvement Project - Phase I (CEIP-I) (P128276)

SOUTH ASIA | Bangladesh | Social, Urban, Rural and Resilience Global Practice Global Practice |
IBRD/IDA | Investment Project Financing | FY 2013 | Seq No: 9 | ARCHIVED on 09-May-2018 | ISR32127 |

Implementing Agencies: Bangladesh Water Development Board, Ministry of Water Resources

Key Dates

Key Project Dates

Bank Approval Date:26-Jun-2013

Effectiveness Date:24-Nov-2013

Planned Mid Term Review Date:16-Jan-2017

Actual Mid-Term Review Date:13-Jan-2017

Original Closing Date:31-Dec-2020

Revised Closing Date:31-Dec-2020

Project Development Objectives

Project Development Objective (from Project Appraisal Document)

The project development objectives are to (a) increase the area protected in selected polders from tidal flooding and frequent storm surges, which are expected to worsen due to climate change; (b) improve agricultural production by reducing saline water intrusion in selected polders; and (c) improve the Government of Bangladesh's capacity to respond promptly and effectively to an eligible crisis or emergency.

Has the Project Development Objective been changed since Board Approval of the Project Objective?

No

Components

Name

Rehabilitation and Improvement of Polders:(Cost \$291.00 M)

Implementation of Social and Environmental Management Frameworks and Plans:(Cost \$56.00 M)

Construction Supervision, Project Monitoring and Evaluation, and Coastal Zone Monitoring:(Cost \$32.00 M)

Project Management, Technical Assistance, Training and Strategic Studies:(Cost \$21.00 M)

Contingent Emergency Response

Overall Ratings

Name	Previous Rating	Current Rating
Progress towards achievement of PDO	● Satisfactory	● Satisfactory
Overall Implementation Progress (IP)	● Moderately Unsatisfactory	● Moderately Unsatisfactory



Overall Risk Rating

● Substantial

● Substantial

Implementation Status and Key Decisions

The Coastal Embankment Improvement Project Phase-1 (CEIP-1) is implemented by Bangladesh Water Development Board (BWDB), IDA Credit: USD 375 million and one affiliated PPCR Trust Fund: USD 25 million. The Project has been Effective since November 24, 2013.

As of April 26, 2018, the cumulative IDA disbursement is at 15.2% and PPCR TF at 80%. It is expected that the PMU will disburse IDA USD 44.90 million in FY 18.

Although physical progress is behind schedule, the project is gradually showing progress. The contractor prepared and the PMU submitted an accelerated work program to catch up with the targets. The PMU has also agreed to submit a general description of methodology as well as reasonable estimate of the contractor's personnel and equipment. The Bank and the Government teams will continue to hold bi-weekly meetings, convened by the Additional Director General (West Region) to review the implementation progress of the project with the Project Director, Engineer (DDC&PMS Consultant), M&E Consultant and the World Bank team.

Risks

Systematic Operations Risk-rating Tool

Risk Category	Rating at Approval	Previous Rating	Current Rating
Political and Governance	--	● Substantial	● Substantial
Macroeconomic	--	● Moderate	● Moderate
Sector Strategies and Policies	--	● Moderate	● Moderate
Technical Design of Project or Program	--	● Substantial	● Substantial
Institutional Capacity for Implementation and Sustainability	--	● Substantial	● Substantial
Fiduciary	--	● Substantial	● Substantial
Environment and Social	--	● Substantial	● Substantial
Stakeholders	--	● Substantial	● Substantial
Other	--	--	--
Overall	--	● Substantial	● Substantial

Results

Project Development Objective Indicators

► Gross area protected (Hectare(Ha), Custom)				
	Baseline	Actual (Previous)	Actual (Current)	End Target
Value	0.00	0.00	0.00	100,800.00



Date	22-Apr-2013	16-Oct-2017	26-Apr-2018	02-Sep-2020
------	-------------	-------------	-------------	-------------

► Direct project beneficiaries (Number, Custom)

	Baseline	Actual (Previous)	Actual (Current)	End Target
Value	0.00	0.00	0.00	760,000.00
Date	22-Apr-2013	16-Oct-2017	26-Apr-2018	02-Sep-2020

▲ Female beneficiaries (Percentage, Custom Supplement)

	Baseline	Actual (Previous)	Actual (Current)	End Target
Value	0.00	0.00	0.00	50.00

► Increase cropping intensity (Percentage, Custom)

	Baseline	Actual (Previous)	Actual (Current)	End Target
Value	140.00	0.00	0.00	180.00
Date	22-Apr-2013	16-Oct-2017	26-Apr-2018	02-Sep-2020

► Contingent Emergency Appropriation (Text, Custom)



	Baseline	Actual (Previous)	Actual (Current)	End Target
Value	NA	N/A	N/A	Triggered if requested
Date	22-Apr-2013	16-Oct-2017	26-Apr-2018	02-Sep-2020

Overall Comments

Intermediate Results Indicators

▶ Length of upgraded embankment (Kilometers, Custom)				
	Baseline	Actual (Previous)	Actual (Current)	End Target
Value	0.00	27.90	37.30	623.00
Date	22-Apr-2013	16-Oct-2017	26-Apr-2018	02-Sep-2020

▶ Drainage structures replaced or upgraded (Number, Custom)				
	Baseline	Actual (Previous)	Actual (Current)	End Target
Value	0.00	3.00	11.00	129.00
Date	22-Apr-2013	16-Oct-2017	26-Apr-2018	02-Sep-2020

▶ Regulators upgraded (Number, Custom)				
	Baseline	Actual (Previous)	Actual (Current)	End Target
Value	0.00	0.00	0.00	134.00
Date	22-Apr-2013	11-Oct-2017	26-Apr-2018	02-Sep-2020



► Flushing inlets upgraded (Number, Custom)

	Baseline	Actual (Previous)	Actual (Current)	End Target
Value	0.00	1.00	10.00	244.00
Date	22-Apr-2013	16-Oct-2017	26-Apr-2018	02-Sep-2020

► Length of Drainage Channels upgraded (Kilometers, Custom)

	Baseline	Actual (Previous)	Actual (Current)	End Target
Value	0.00	11.00	20.00	794.00
Date	22-Apr-2013	16-Oct-2017	26-Apr-2018	02-Sep-2020

► Area restored or re/afforested (Hectare(Ha), Custom)

	Baseline	Actual (Previous)	Actual (Current)	End Target
Value	0.00	0.00	0.00	300.00
Date	22-Apr-2013	16-Oct-2017	26-Apr-2018	02-Sep-2020

▲ Area re/afforested (Hectare(Ha), Custom Breakdown)

	Baseline	Actual (Previous)	Actual (Current)	End Target
Value	0.00	0.00	0.00	300.00
Date	22-Apr-2013	16-Oct-2017	26-Apr-2018	02-Sep-2020



► Water Management Organization (WMO) (Number, Custom)

	Baseline	Actual (Previous)	Actual (Current)	End Target
Value	0.00	0.00	0.00	4.00
Date	22-Apr-2013	16-Oct-2017	26-Apr-2018	02-Sep-2020

► Improved coastal monitoring (Number, Custom)

	Baseline	Actual (Previous)	Actual (Current)	End Target
Value	0.00	0.00	0.00	2.00
Date	22-Apr-2013	16-Oct-2017	26-Apr-2018	02-Sep-2020

► Client days of training provided (number) (Number, Custom)

	Baseline	Actual (Previous)	Actual (Current)	End Target
Value	0.00	33.00	45.00	160.00
Date	22-Apr-2013	16-Oct-2017	26-Apr-2018	02-Sep-2020

▲ Client days of training provided - Female (number) (Number, Custom Breakdown)

	Baseline	Actual (Previous)	Actual (Current)	End Target
Value	0.00	33.00	33.00	60.00
Date	22-Apr-2013	16-Oct-2017	26-Apr-2018	02-Sep-2020





► Grievance Redress Committee (GRC) (Number, Custom)

	Baseline	Actual (Previous)	Actual (Current)	End Target
Value	0.00	15.00	36.00	17.00
Date	22-Apr-2013	16-Oct-2017	26-Apr-2018	02-Sep-2020

Overall Comments

Data on Financial Performance

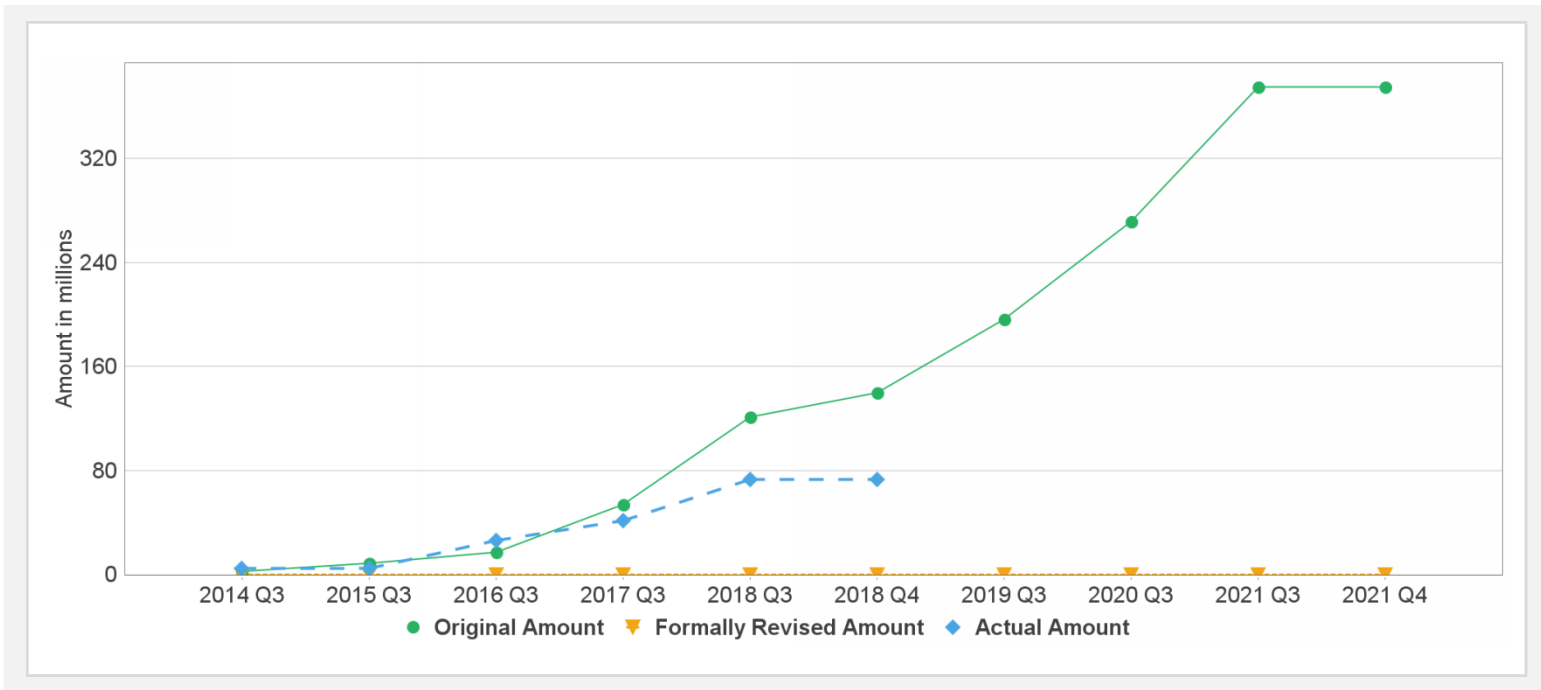
Disbursements (by loan)

Project	Loan/Credit/TF	Status	Currency	Original	Revised	Cancelled	Disbursed	Undisbursed	Disbursed
P128276	IDA-52800	Effective	USD	375.00	375.00	0.00	52.99	295.92	 15%
P128276	TF-14713	Effective	USD	25.00	25.00	0.00	19.98	5.02	 80%

Key Dates (by loan)

Project	Loan/Credit/TF	Status	Approval Date	Signing Date	Effectiveness Date	Orig. Closing Date	Rev. Closing Date
P128276	IDA-52800	Effective	26-Jun-2013	01-Oct-2013	24-Nov-2013	31-Dec-2020	31-Dec-2020
P128276	TF-14713	Effective	01-Oct-2013	01-Oct-2013	24-Nov-2013	31-Dec-2020	31-Dec-2020

Cumulative Disbursements



Restructuring History

There has been no restructuring to date.

Related Project(s)

There are no related projects.